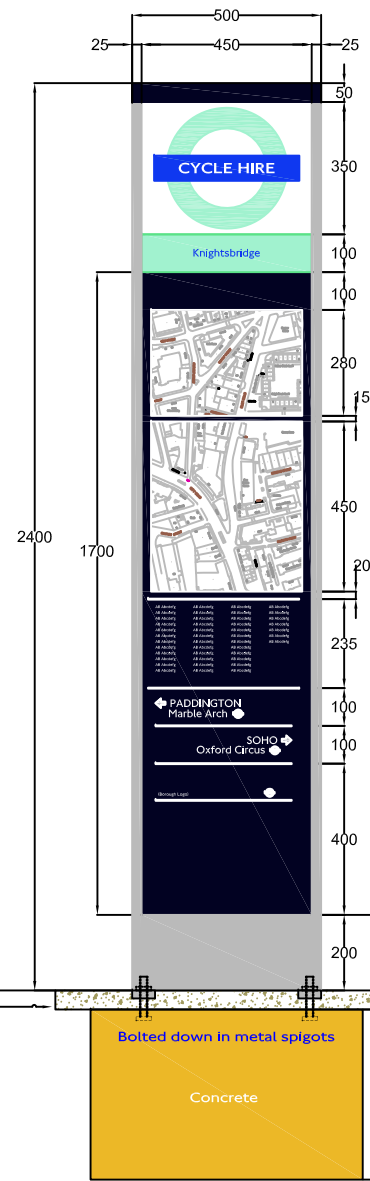
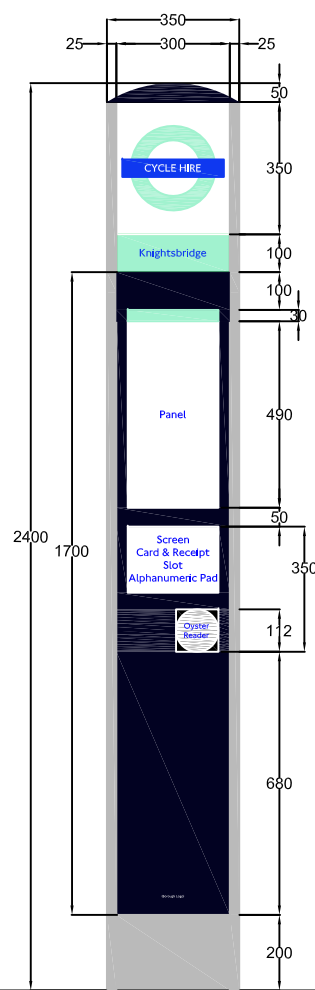


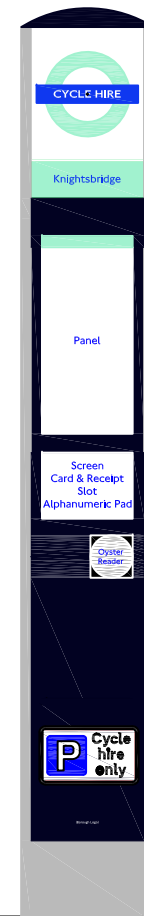
FACES A and C



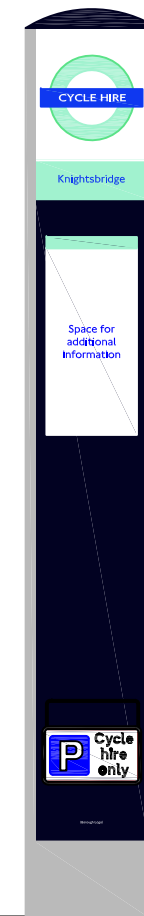
FACE B



FACE D1



FACE D2



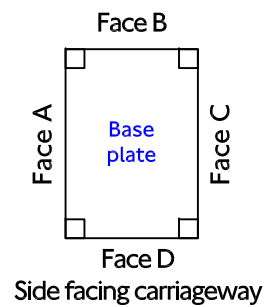
COLOUR REFERENCES:
 Roundel and stop name panel:
 NCS S 1040-B80G
 (Pantone 338 turquoise)
 Roundel bar and stop name:
 NCS S 4060-R80B
 (Pantone 072 blue)
 Terminal body and Cap/Top:
 NCS S 8010- R90B
 (Pantone 296 dark Blue)
 Roundel panel background:
 NCS S 0500-N (white)
 Terminal Trim:
 Brushed stainless steel

NOTE:
 For larger or busier docking stations,
 Faces A & C (Mapping) and Faces B & D1
 (registration/payment functionality).

For smaller, less busy docking stations,
 faces A & C (Mapping), Face B
 (registrations/payment functionality),
 Face D2, additional information.



Variant to diag.660 Traffic Signs Regulations and General Directions 2002. Dimensions: 200mm x 216mm, x height: 20mm. Authorisation by Department for Transport received



TERMINAL DESIGN
 LONDON CYCLE HIRE SCHEME

- NOTES:
- All dimensions are in millimetres.
 - Foundation details indicative and will be tailored to the site.
 - For further information on materials refer to Planning, Design and Access Statement.

SITE NAME		SITE NO: N.A.	
Various		BOROUGH N.A.	
		POSTCODE N.A.	
Drawn	RLM	Scale	1:20 @ A3
Checked		Date:	13/03/2009
		Drg. No.	CHS_2_T
		File Path & Name	./../mapping/CAD/CHS_2_T
		Rev.	2