



All designs submitted are part of the confidential presentation and can not be copied in part or full without written consent of the originator; Rapeed Group Ltd. All Rights reserved - © Rapeed Group Ltd. / August 2007



Please Note:  
Any planning consent required is the clients responsibility.

Electrical spurs to be provided within 1 metre of point of installation by the client.

Electrical switches and timers are not part of our contract

We do not carry out any type of building works.

Whilst removing the old shopfront /shutter system some cosmetic damage may occur on the internal walls, ceiling and floor.

Installation of the new shopfront, will involve some digging on the floor or existing stall riser.

External finishing will involve silicone and cement.

Internal Finishing is the responsibility of the client.

Anything attached to the existing shop front / signage will need to be removed prior to our installation.

Sign-tray will be manufactured in multiple segments unless otherwise agreed.



**Design & Access Statement**

The general appearance of the store, was agreed at an early stage of designing, to be bright & inviting to the public. A Convenience store is often a centre point in a community and the use of the Subtle blue & silver colour with the basic text style has been chosen to give a friendly and inviting face. The Shopfront has been designed to give the passing public the best view of the interior of the store from the exterior and also to give a vast amount of natural light to the interior of the store.

The sizes for the shopfront have been governed by the existing brickwork structure. The sizes for the fascia sign have been designed to sit neatly above the shopfronts where they will be easily viewable but without being offensive.

The Shopfront materials have been chosen carefully to offer a strong, durable construction that is easily maintained. The wooden profiles will be painted to the blue colour.

8.8mm laminated safety glazing will be installed to provide security and safety from vandalism and crime.

**...Continued**

The sign has been designed with a long life in mind, the main signtray will be constructed from Aluminium & will be powder coated in the colours shown. The lettering on the face of the sign will be constructed from Aluminium with 25mm built up returns which will create small shadows around the lettering in natural light and when the overhead trough light is on.


A overhead trough light has been specified to be installed above the sign trays to illuminate both the signs and the shopfronts adding to the security of the store at night. The lights inside the trough will be standard fluorescent tubes which can be easily and in-expensively changed when their life span ends.

We have chosen to install a hinged, manual door at this store from the very beginning of the design process to give any members of the public, staff or emergency services easy and effortless access to such a necessary commodity as a convenience store.

A removable access ramp will be provided to allow access to wheelchair users.



Scale 1:50 (when printed on A3)



Please Note: Any planning consent required is the clients responsibility.

Electrical spurs to be provided within 1 metre at point of installation by the client.

Electrical switches and timers are not part of our contract

We do not carry out any type of building works.

Whilst removing the old shopfront /shutter system some cosmetic damage may occur on the internal walls, ceiling and floor.

Installation of the new shopfront, will involve some digging on the floor or existing stall riser.

External finishing will involve silicone and cement.

Internal Finishing is the responsibility of the client.

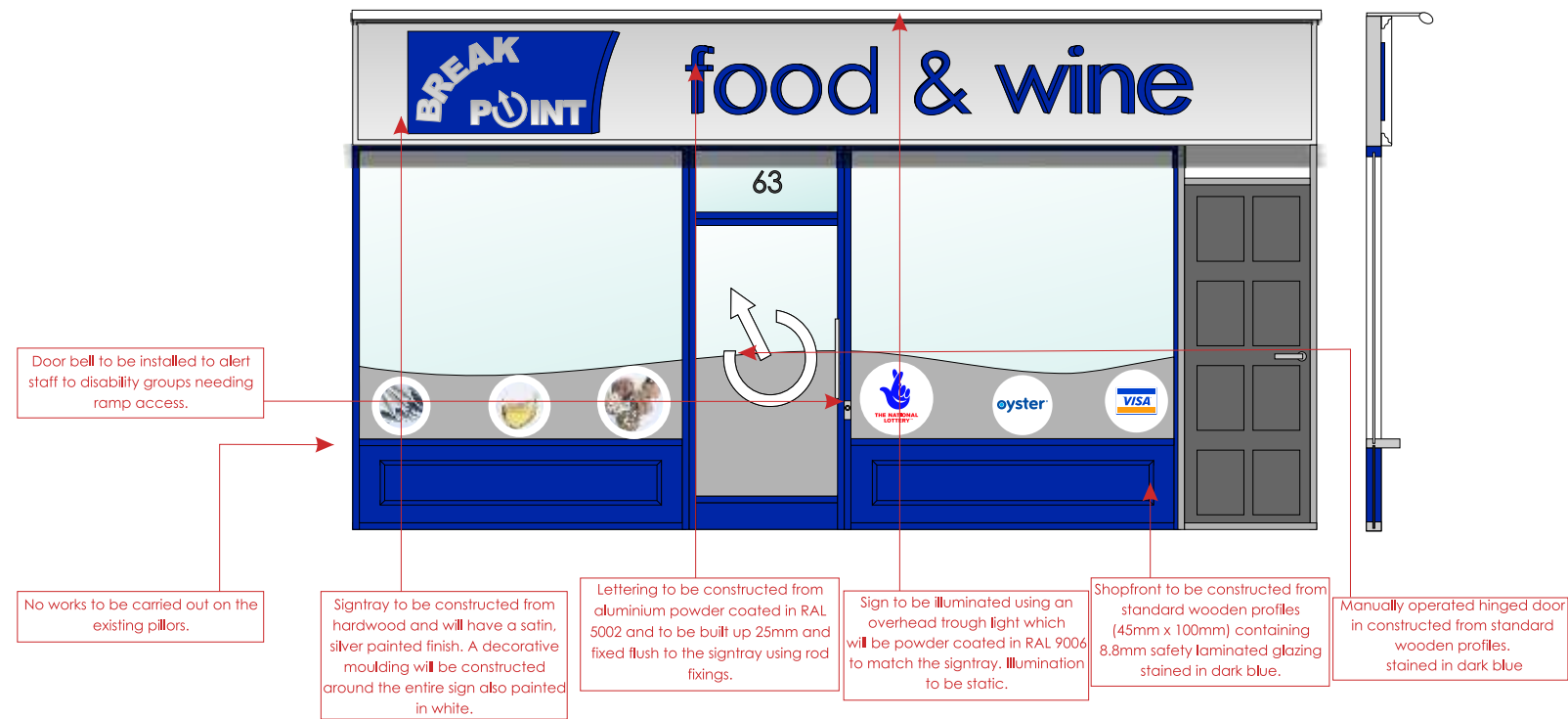
Anything attached to the existing shop front / signage will need to be removed prior to our installation.

Sign-tray will be manufactured in multiple segments unless otherwise agreed.

Scale 1:50 (when printed on A3)



Scale 1:50 (when printed on A3)



Please Note: Any planning consent required is the clients responsibility.

Electrical spurs to be provided within 1 metre at point of installation by the client.

Electrical switches and timers are not part of our contract

We do not carry out any type of building works.

Whilst removing the old shopfront /shutter system some cosmetic damage may occur on the internal walls, ceiling and floor.

Installation of the new shopfront, will involve some digging on the floor or existing stall riser.

External finishing will involve silicone and cement.

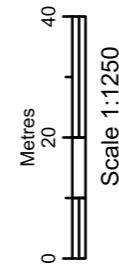
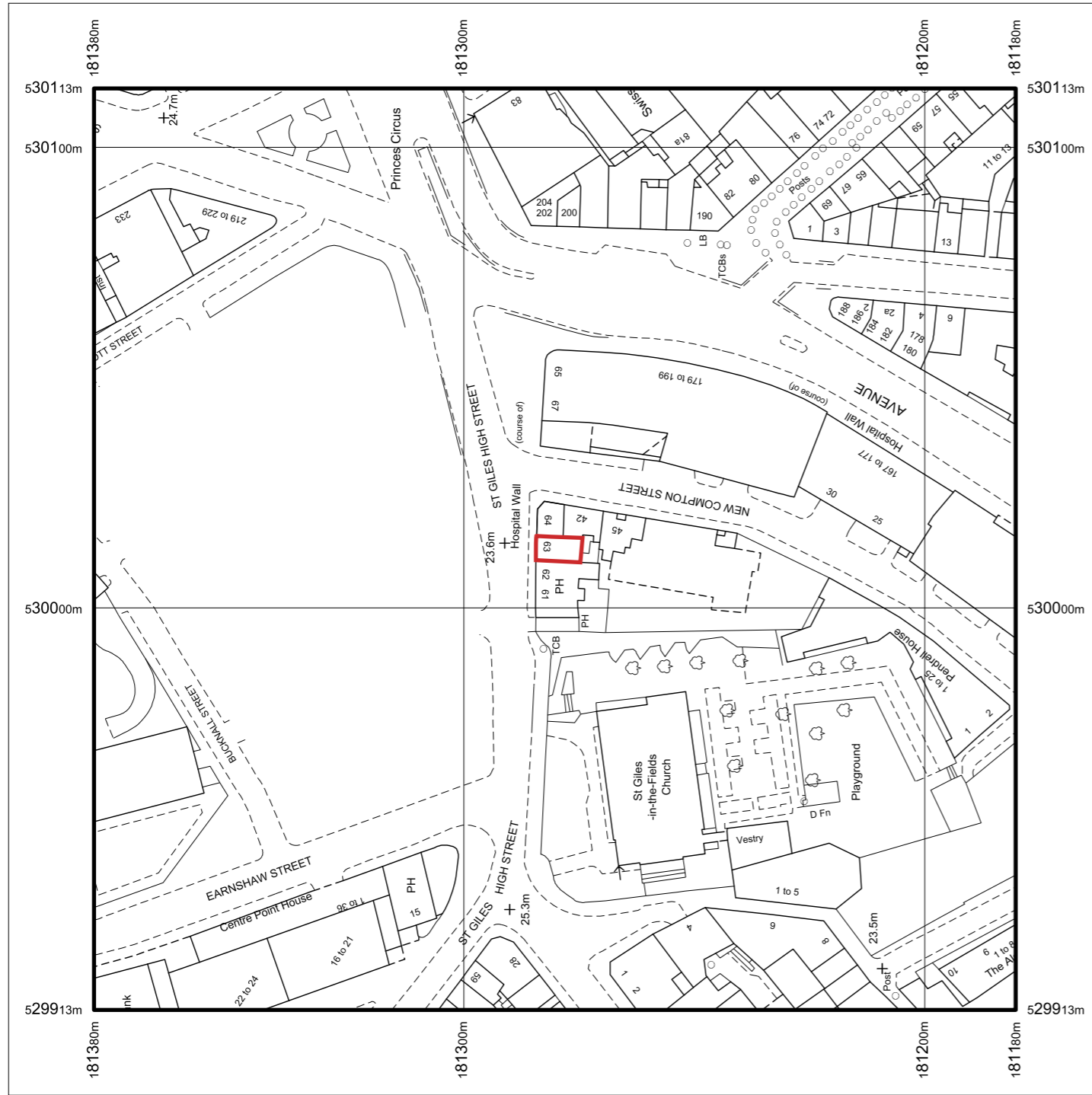
Internal Finishing is the responsibility of the client.

Anything attached to the existing shop front / signage will need to be removed prior to our installation.

Sign-tray will be manufactured in multiple segments unless otherwise agreed.



OS Sitemap



All designs submitted are part of the confidential presentation and can not be copied in part or full without written consent of the originator; Rapeed Group Ltd. All Rights reserved - © Rapeed Group Ltd. / August 2007

Please Note:  
Any planning consent required is the clients responsibility.

Electrical spurs to be provided within 1 metre at point of installation by the client.

Electrical switches and timers are not part of our contract

We do not carry out any type of building works.

Whilst removing the old shopfront /shutter system some cosmetic damage may occur on the internal walls, ceiling and floor.

Installation of the new shopfront, will involve some digging on the floor or existing stall riser.

External finishing will involve silicone and cement.

Internal Finishing is the responsibility of the client.

Anything attached to the existing shop front / signage will need to be removed prior to our installation.

Sign-tray will be manufactured in multiple segments unless otherwise agreed.





Example pictures of proposed Signage and Shopfront



Example pictures Main Signage



Example picture Vinyl Graphics