

A1 A B C D E F G H I J K L M N

1

2

3

4

5

6

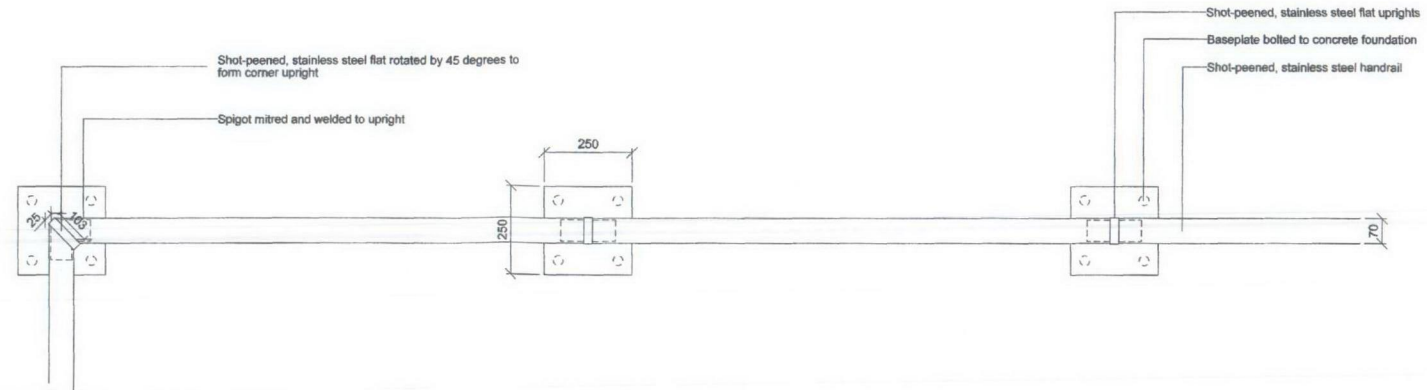
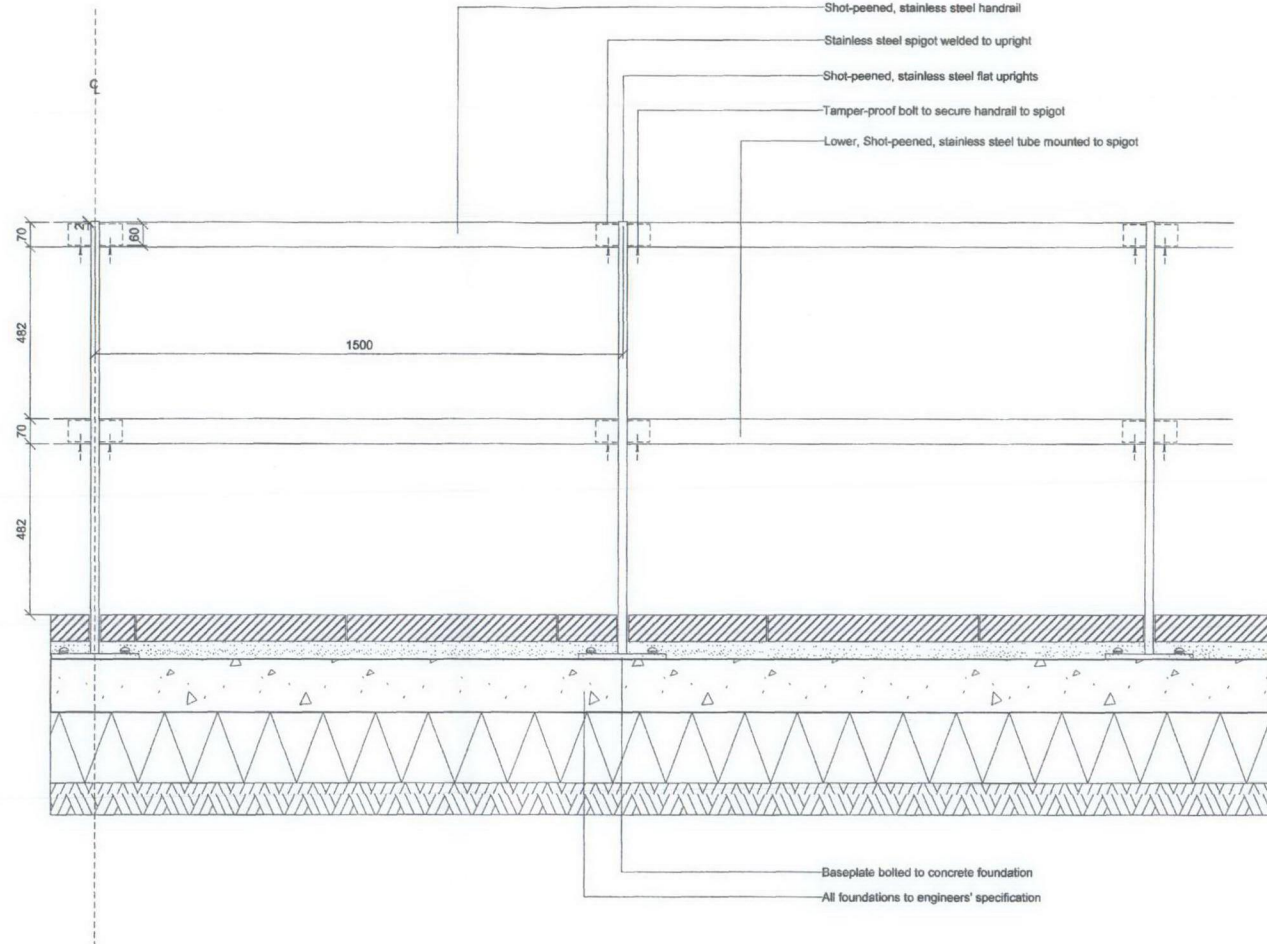
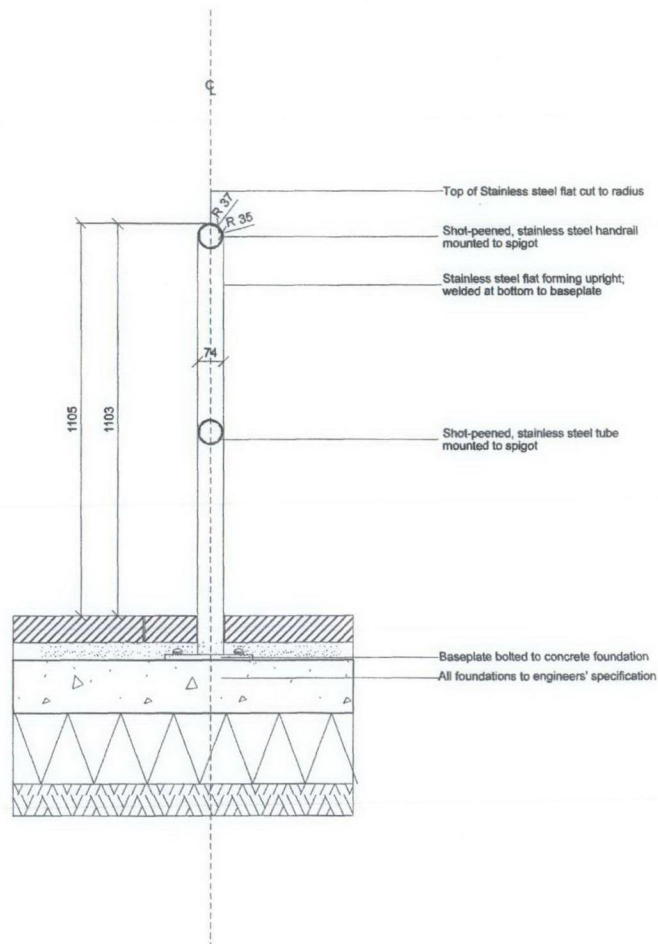
7

8

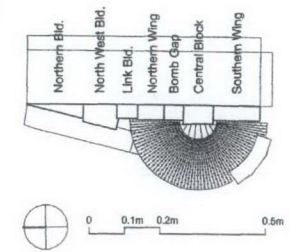
9

10

11



01 QUEUING RAIL DETAIL



Notes

Drawings are based on survey data and may not accurately represent what is physically present.

Do not scale from this drawing. All dimensions are to be checked on site and any discrepancies noted in writing to the Employer's Representative.

All dimensions are in millimetres unless noted otherwise.

Drawings to be read in conjunction with the Architectural Specification and Mechanical, Electrical, Public Health and Structural Engineer's information.

Where there appears to be ambiguity between the drawings and other information, the Contractor shall seek the advice of the Employer's Representative for clarification.

MASTER COPY

RECEIVED
10 NOV 2009
376 09.11.09

01 02/11/09 JMP PR SG
Issued for Planning

ARUP

John McAslan + Partners
49 Petre Place London W11 4QA
Tel: +44 (0)20 7221 2863
Fax: +44 (0)20 7221 8830
www.mcaslan.co.uk

Client
Network Rail

Job Title
**King's Cross Station
Redevelopment Programme
Package 6**

Drawing Title
Street Furniture Details

Scale at A1 1:10

CCMS No

Drawing Status
For Planning

CMF Job No 123345-63 Drawing No KX6-CLD-7065 Rev. 01

Do not scale