














Copyright of this drawing is vested in the Architect and it must not be copied or reproduced without consent. Figured dimensions only are to be taken from this drawing. All contractors must visit the site and be responsible for taking and checking all dimensions relative to their work. Weedon Partnership to be advised of any variation between drawings and site conditions.

DO NOT SCALE OFF THIS DRAWING **IF IN DOUBT ASK**

INTERNAL MATERIAL KEY - LIGHTWELL

Existing FFL's taken from HBG Technical Services drawing 4936/S/A1/910-914. Proposed FFL taken above highest point of existing level assuming 75mm clear floor void +25mm floor finish zone and rationalised between first and fifth floors.

- | | |
|---|--|
|  | <p>Vinyl flooring with continuous coving
: 100mm high
Ref: TBC</p> |
|  | <p>Lightwell Staircase
: 30-40mm TBC Solid Ash Tread
Ref: TBC
Refer to WP-15900-G-A1607 & A2716-18</p> |
|  | <p>Vinyl flooring
Ref: TBC</p> |
|  | <p>Metal treads with contrasting grates(OEA) nosing
to sub-contractors details
Ref: TBC</p> |
|  | <p>Base build finish
Timber floating floor</p> |
|  | <p>Timber finish specification TBC
Ref: TBC</p> |
|  | <p>Porphyry stone flooring
Ref: TBC</p> |
|  | <p>Base build finish
tamped concrete</p> |
|  | <p>'Table Top' and Floor Glazing to fabricators'
specification and details TBC</p> |
|  | <p>Heavy duty vinyl floor finish
colour and Specification TBC</p> |
|  | <p>Recessed lift floor tray to accept rubber
flooring inlay. Finish and colour TBC</p> |
|  | <p>Remove existing granite plinth carefully and
: relocate in same location flush with proposed
finished floor level</p> |
|  | <p>Existing floorboards and floor joists to be retained
: as far as possible, M+E to confirm, SE to
detail trimmers finish TBC</p> |

NOTE:

All materials to be strictly installed in accordance with manufacturer's recommendations

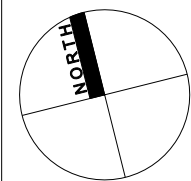
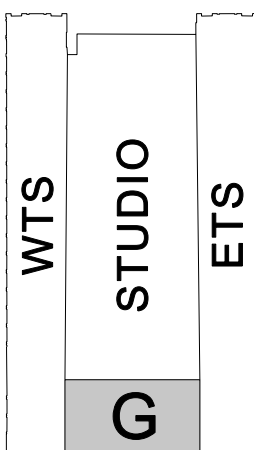
All internal wall construction to further details, awaiting receipt of information from Acoustician and HBG Construction

DO NOT SCALE FROM THIS DRAWING

4	RP	24.09.09	Revisions as bubbled	
3	RP	18.09.09	Revisions as bubbled	
2	MJA	20.02.09	Revisions as bubbled	
1	MJA	09.01.09	Floor finishes updated to reflect internal wall amendments	
0	MJA	07.11.08	ISSUED FOR CONSTRUCTION	
D	MJA	06.10.08	Revisions as bubbled	
C	TMB	03.09.08	Revisions as bubbled	
B	TMB	26.08.08	V.E. AMENDMENTS	
A	MJA	21.07.08	Revisions as bubbled	
-	MJA	27.06.08	ISSUED FOR COMMENT	
rev	by	date	van can	chkd amendments



key plan



weedon partnership architects

Quadrant Court
47+48 Calthorpe Road
Edgbaston
Birmingham
B15 1TH

T 0121 454 4171
F 0121 455 9152
npartnership.co.uk
npartnership.co.uk

BIW reference	15900-G-A1028
---------------	---------------

project

ARGENT ESTATES LTD.
EGY KINGS CROSS

title

CONTRACT NO. 1
GRANARY BUILDING
PROPOSED THIRD FLOOR
FLOOR FINISHES

drawing status

CONSTRUCTION

contract no.		scale		
		1:100 @ A1		
client ref.		date		
		JUNE 2008		
drawn by		checked by		
MJA				
drawing no				
15900		G	A1028	