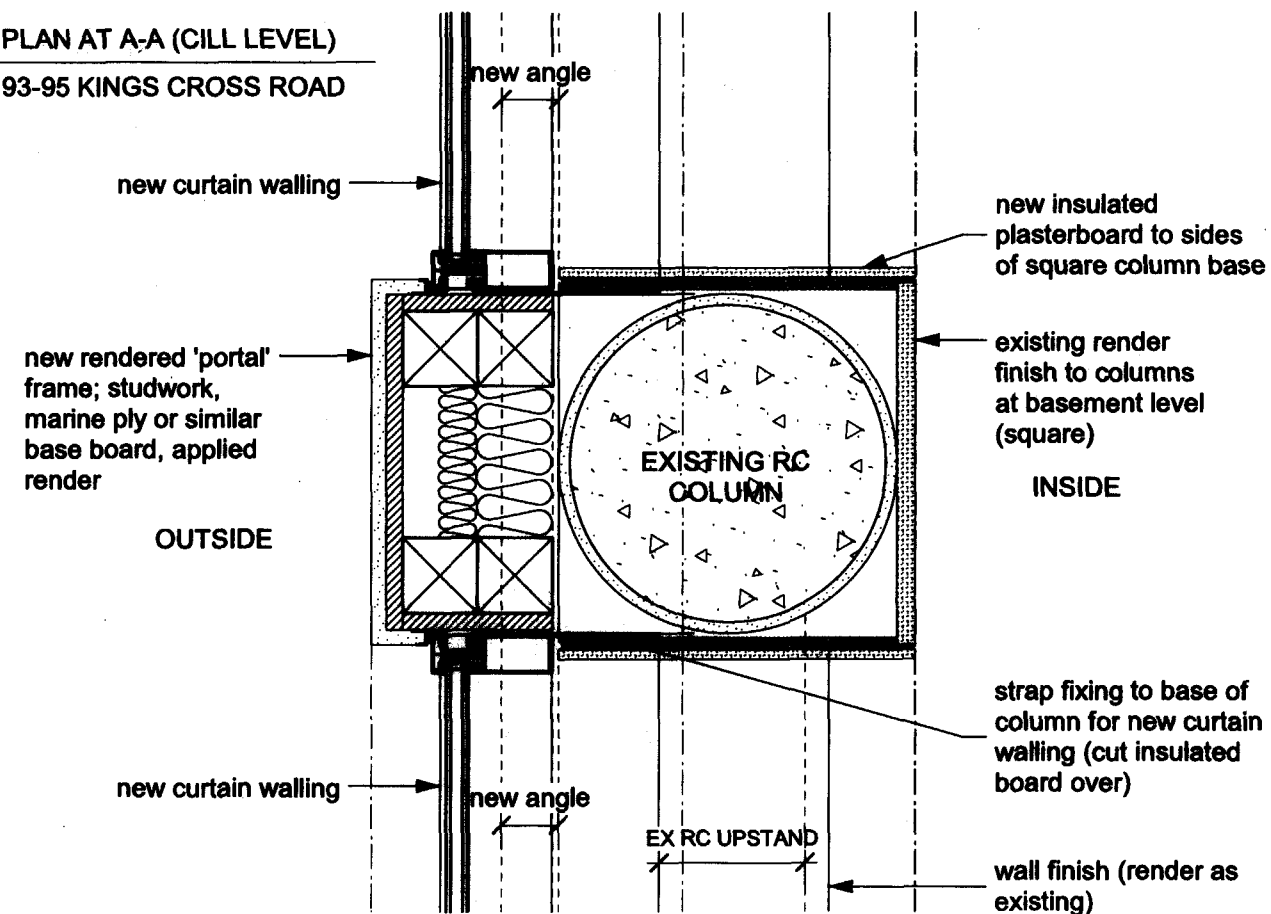


01

PLAN AT A-A (CILL LEVEL)

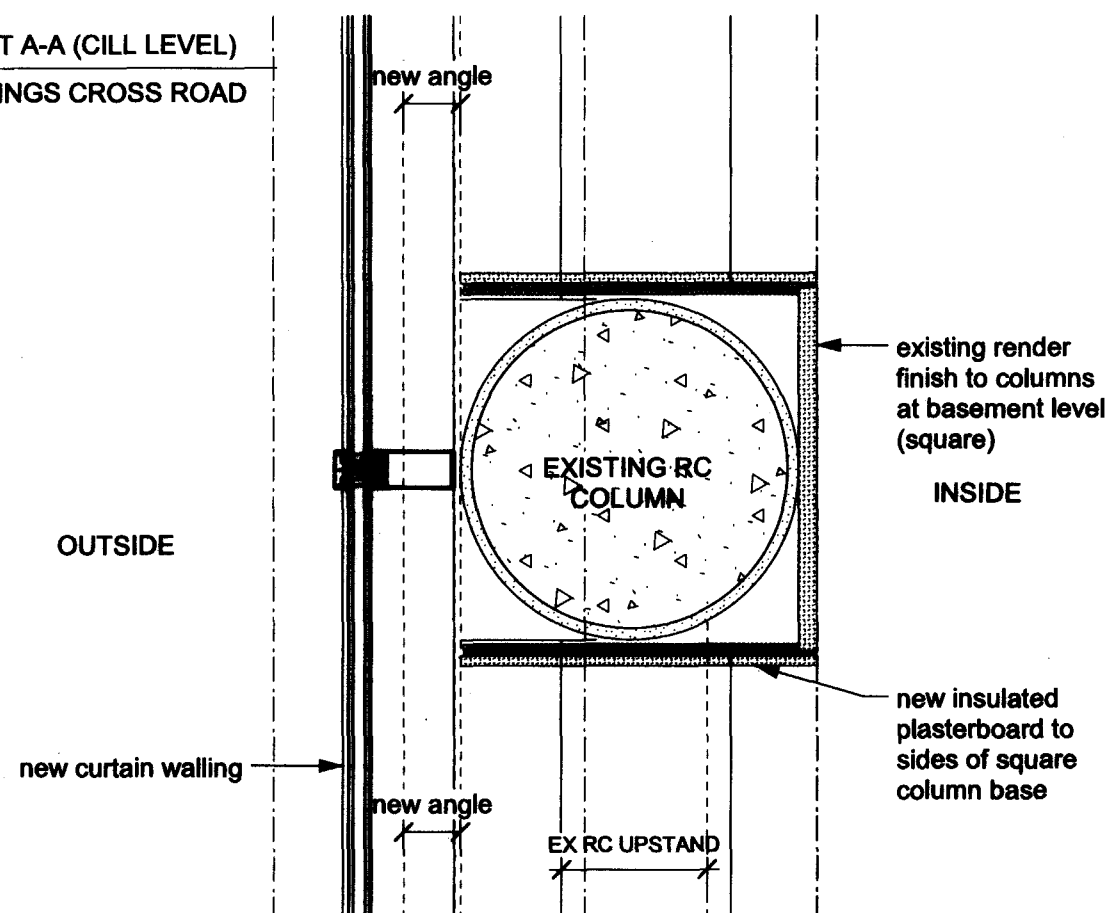
93-95 KINGS CROSS ROAD



02

PLAN AT A-A (CILL LEVEL)

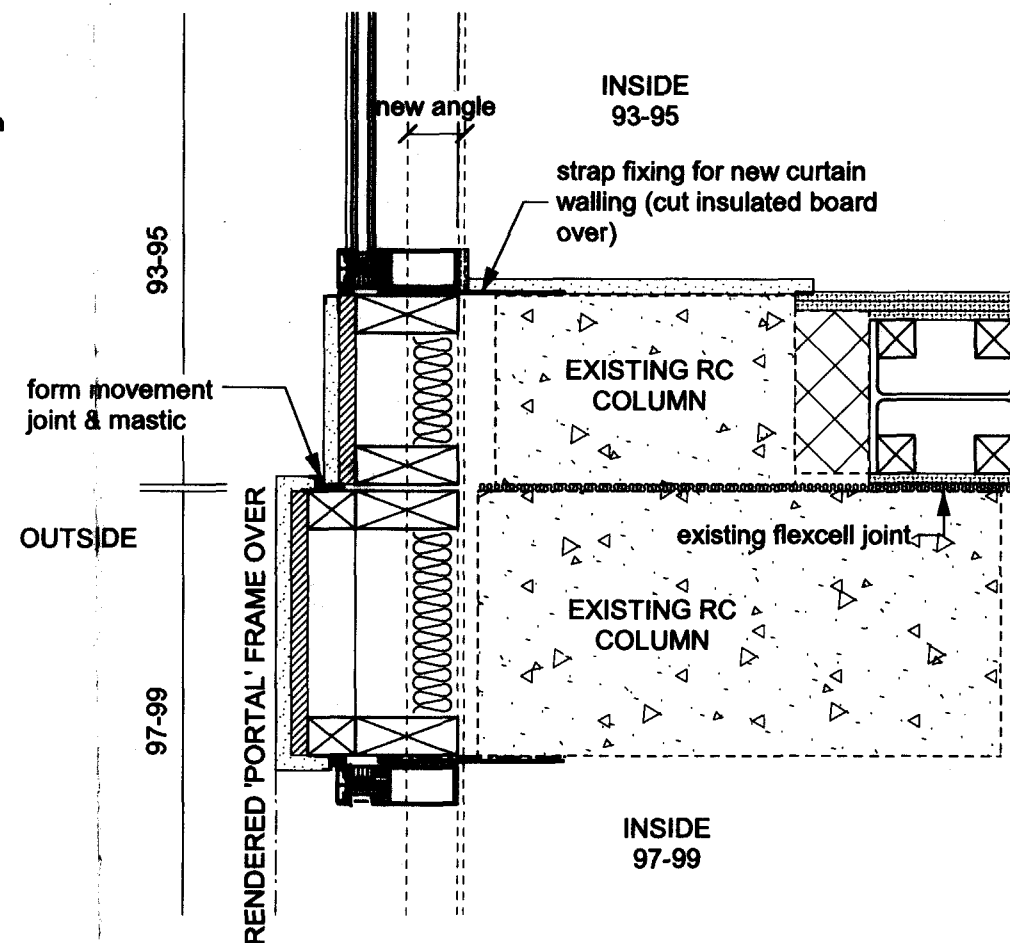
93-95 KINGS CROSS ROAD



03

PLAN AT BOUNDARY

93-99 KINGS CROSS ROAD



## NOTES

1. Do not scale from drawing, use figured dimensions only after checking. Report any discrepancies or omissions to architect before ordering materials or putting work in hand.

2. Where any drawing is to be read in conjunction with any other drawing, including a specialist's drawing, the two drawings shall be cross-checked and any discrepancies in the work shown, including the dimensions, reported to the architect before the work is put in hand.

3. Where work to an existing building is involved, figured dimensions shown on drawings including those of specialists, shall be verified by measurement of the building and any discrepancy reported to the architect before the work is put in hand.

Job

93-99 KINGS CROSS ROAD  
LONDON

Drawing

FACADE PLAN DETAILS  
AS PROPOSED

Scale

1:10@A3

Drawn

EP

Date

09/02/10

Drawing number

3237 / WD151

Rev

Client

CIRCLE ANGLIA

ARP

ANTHONY RICHARDSON AND PARTNERS TEL: 020 7485 0981  
ARCHITECTS AND QUANTITY SURVEYORS FAX: 020 7482 4622  
31 OVAL ROAD CAMDEN TOWN LONDON NW1 7EA EMAIL: mail@arparchitects.co.uk

This drawing is the property of ARP Anthony Richardson & Partners Ltd. Copyright is reserved on them and the drawing is issued on the condition that it is not copied, reproduced, related or disclosed to any unauthorized person either wholly or in part without the written consent of the Company.