

LIVING IN SPACE

43 ENGLAND'S LANE LONDON NW3 4YD
PH +44 207 7223131 F +44 207 483 0191

EMAIL info@living-inspace.co.uk
WWW www.living-inspace.co.uk

The drawing must not be scaled and all dimensions are to be checked on site before work is commenced.

NOTE:
1. The drawing is to be read in conjunction with all other Structural Engineers and Service Engineers drawings and written specifications.

CLIENT
2 HAMPSTEAD HILL GARDENS

Rev. A		

KEY PLAN

Issued: 26/01/2010

Rev:

Scale: 1:50@A3

Drawn:

Checked:

Approved:

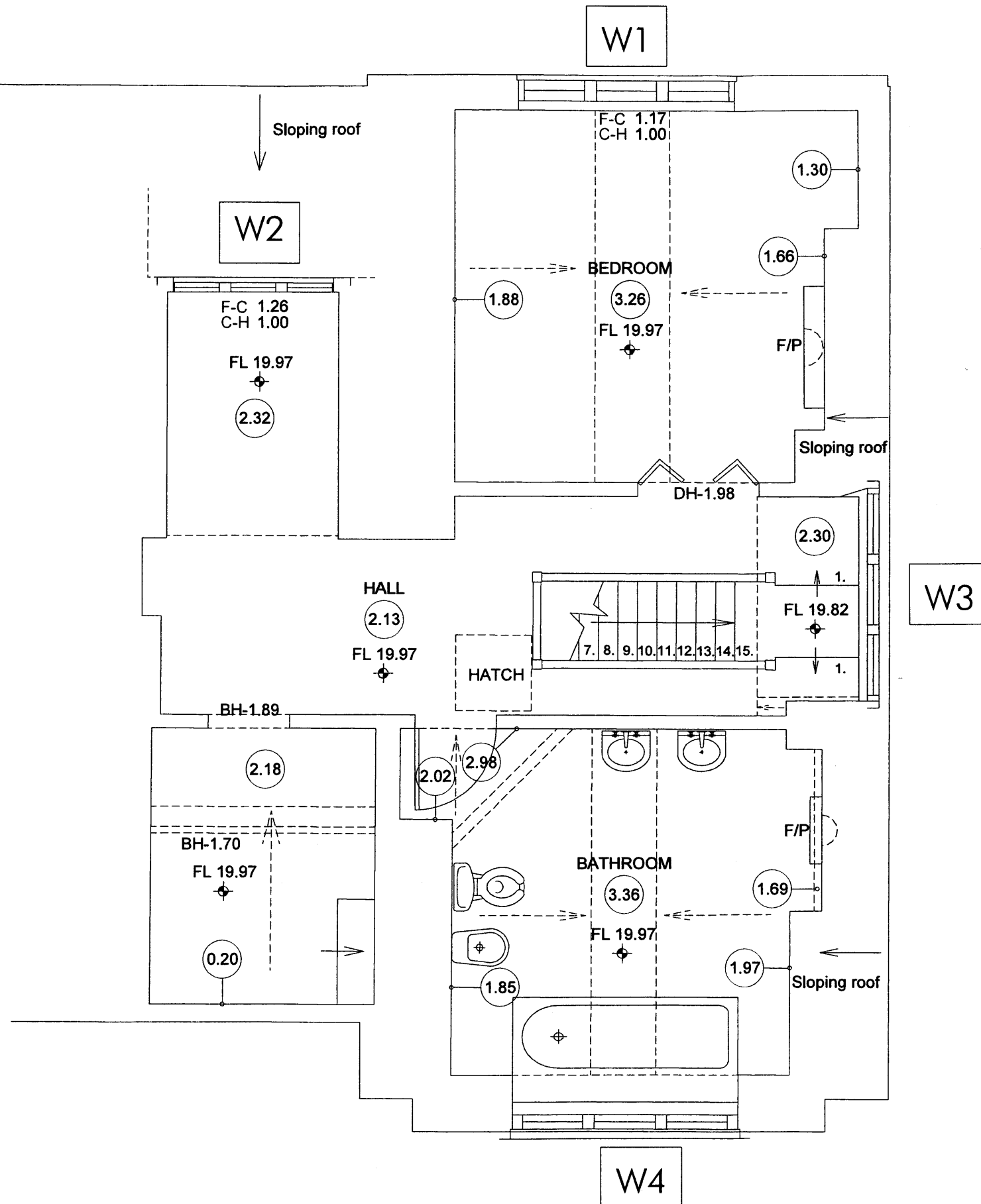
Dwg No:

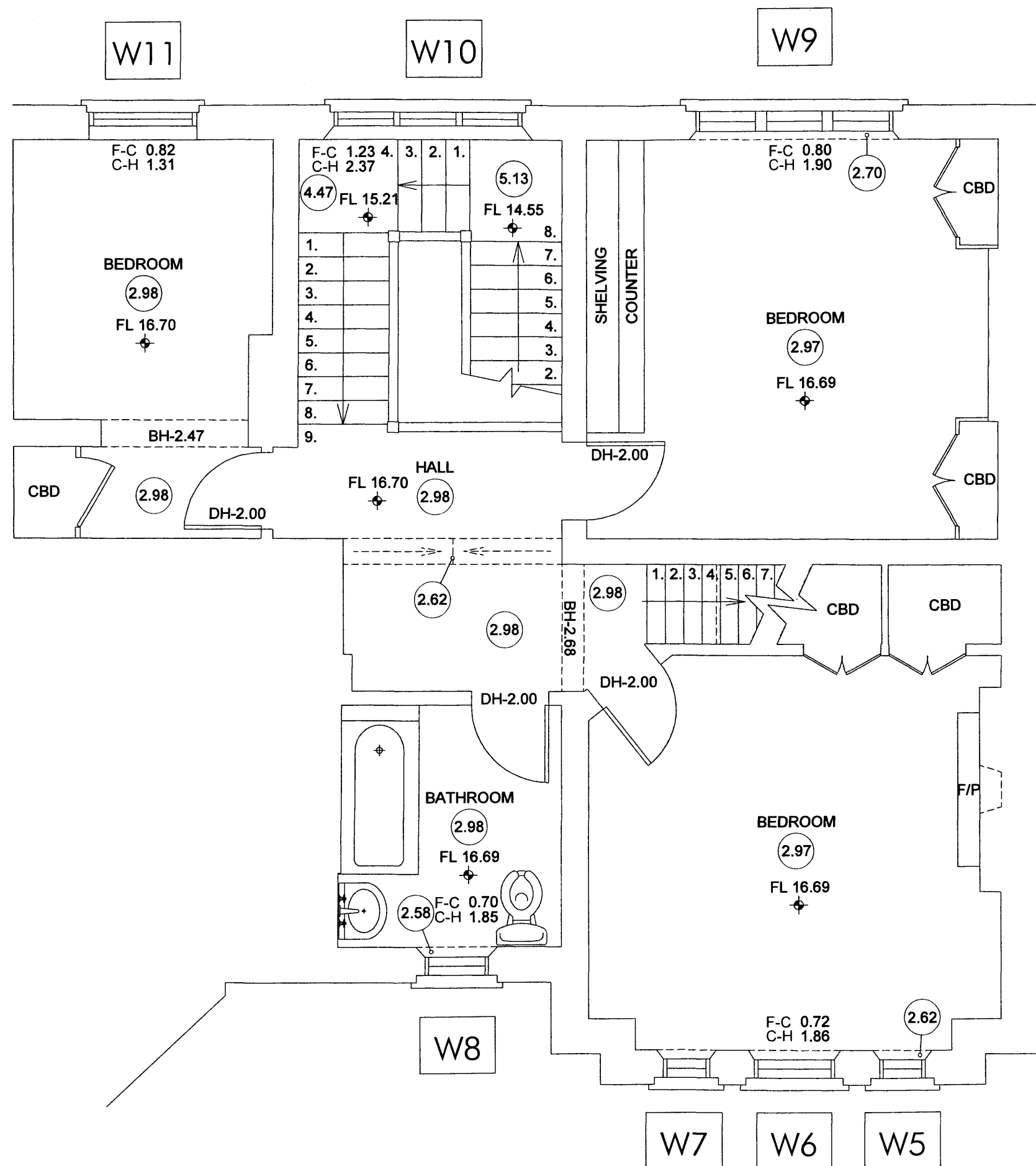
WI-LOC-PLA-EX-1

Status:

Drawing Title:

**WINDOWS PLAN
TOP FLOOR**





LIVING IN SPACE

43 ENGLAND'S LANE LONDON NW3 4YD
PH +44 207 7223131 F +44 207 483 0191

EMAIL info@living-inspace.co.uk
WWW www.living-inspace.co.uk

The drawing must not be scaled and all dimensions are to be checked on site before work is commenced.

NOTE:

1. The drawing is to be read in conjunction with all other Structural Engineers and Service Engineers drawings and written specifications.

CLIENT

2 HAMPSTEAD HILL
GARDENS

Rev. A

KEY PLAN

Issued: 26/01/2010

Rev:

Scale: 1:50@A3

Drawn:

Checked:

Approved:

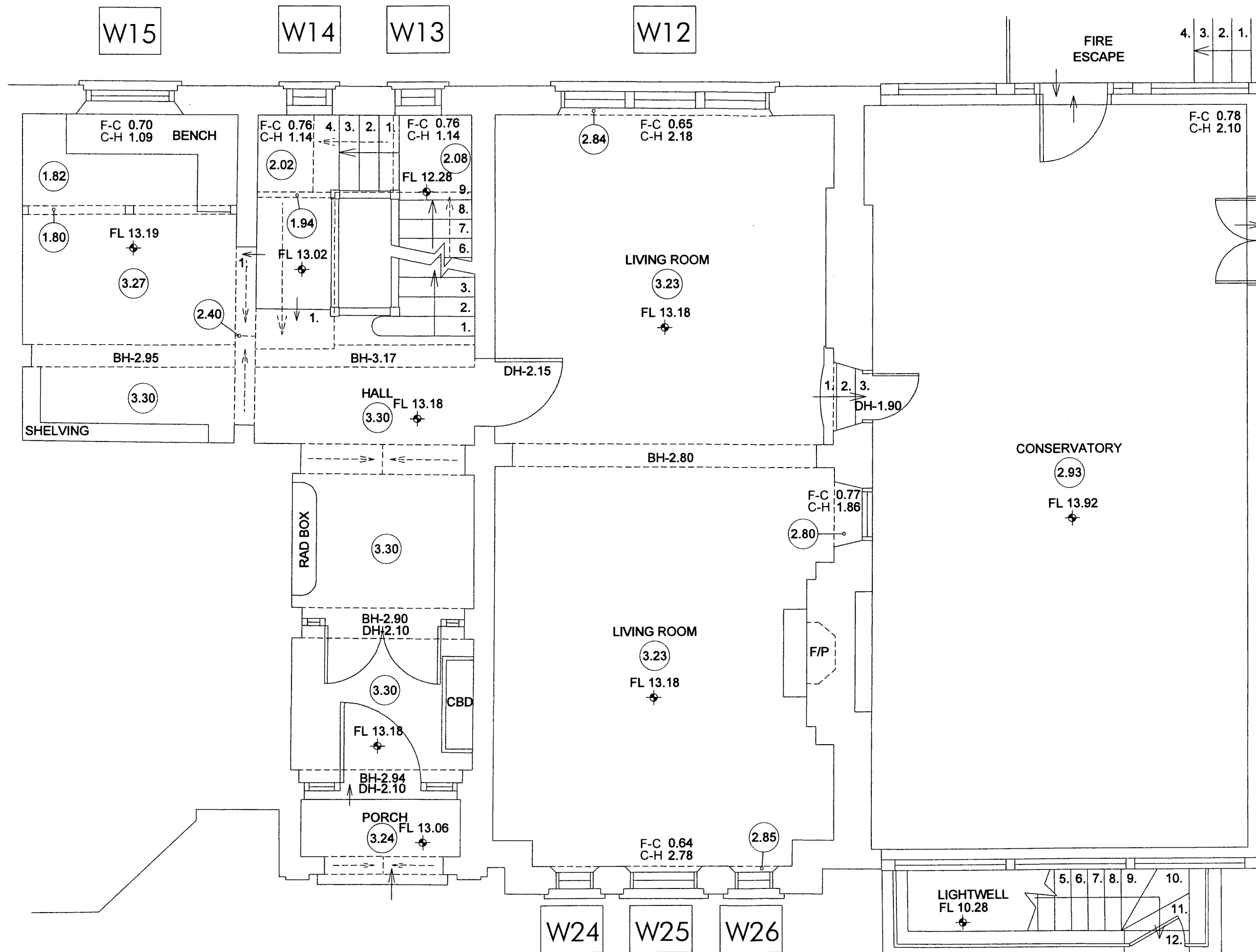
Dwg No:

WI-LOC-PLA-EX-2

Status:

Drawing Title:

WINDOWS PLAN
1ST FLOOR



LIVING IN SPACE

43 ENGLAND'S LANE LONDON NW3 4YD
PH +44 207 7223131 F +44 207 483 0191

EMAIL info@living-inspace.co.uk
WWW www.living-inspace.co.uk

The drawing must not be scaled and all dimensions are to be checked on site before work is commenced.

NOTE:
1. The drawing is to be read in conjunction with all other Structural Engineers and Service Engineers drawings and written specifications.

CLIENT
2 HAMPSTEAD HILL GARDENS

Rev. A

KEY PLAN

Issued: 26/01/2010

Rev:

Scale: 1:50@A3

Drawn:

Checked:

Approved:

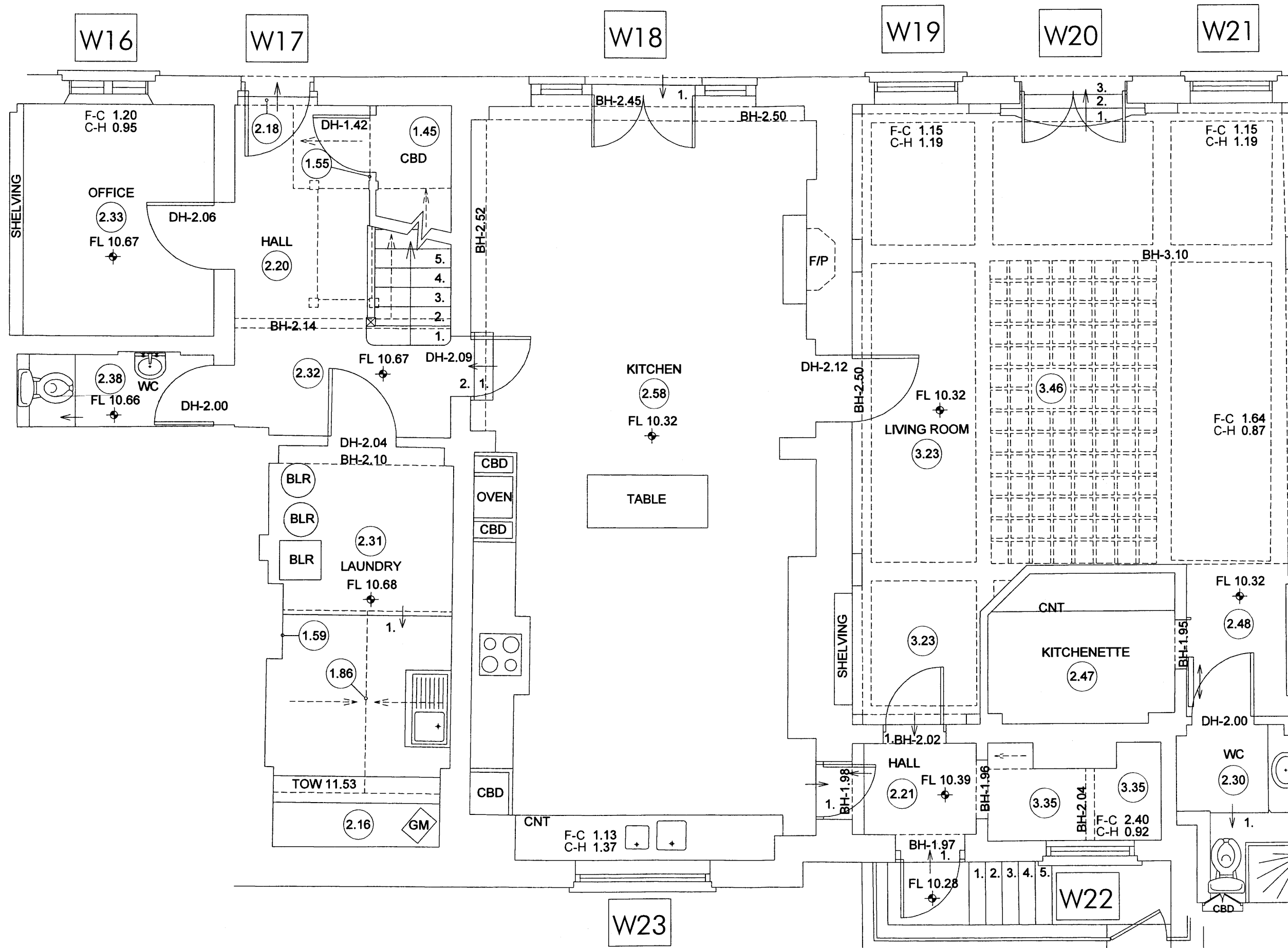
Dwg No:

WI-LOC-PLA-EX-3

Status:

Drawing Title:

**WINDOWS PLAN
GROUND FLOOR**



LIVING IN SPACE

43 ENGLAND'S LANE LONDON NW3 4YD
PH +44 207 7223131 F +44 207 483 0191

EMAIL info@living-inspace.co.uk
WWW www.living-inspace.co.uk

The drawing must not be scaled and all dimensions are to be checked on site before work is commenced.


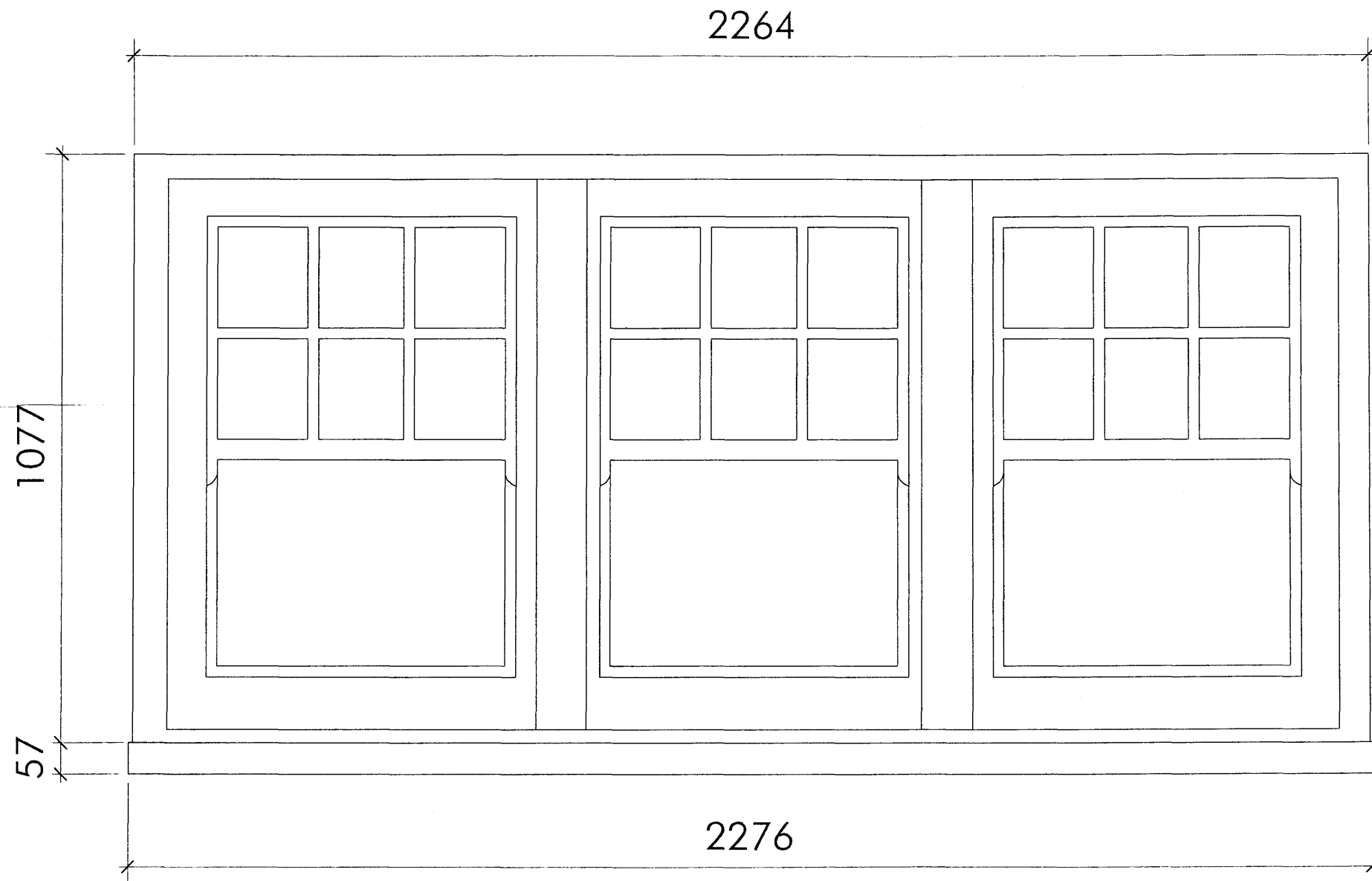
NOTE:
1. The drawing is to be read in conjunction with all other Structural Engineers and Service Engineers drawings and written specifications.

CLIENT
2 HAMPSTEAD HILL GARDENS

Rev. A		

KEY PLAN

Issued:	26/01/2010
Rev:	
Scale:	1:50@A3
Drawn:	
Checked:	
Approved:	
Dwg No:	WI-LOC-PLA-EX-4
Status:	
Drawing Title:	WINDOWS PLAN LOWER GROUND FLOOR



LIVING IN SPACE

43 ENGLAND'S LANE LONDON NW3 4YD
PH +44 207 7223131 F +44 207 483 0191

EMAIL info@living-inspace.co.uk
WWW www.living-inspace.co.uk

The drawing must not be scaled and all dimensions are to be checked on site before work is commenced.

NOTE:
1. The drawing is to be read in conjunction with all other Structural Engineers and Service Engineers drawings and written specifications.

CLIENT

2 HAMPSTEAD HILL
GARDENS

Rev. A

KEY PLAN

Issued: 26/01/2010

Rev:

Scale: 1:20@A3

Drawn:

Checked:

Approved:

Dwg No:

WI-DET-ELE-EX-1

Status:

Drawing Title:

WINDOW 1
DETAIL

LIVING IN SPACE

43 ENGLAND'S LANE LONDON NW3 4YD
PH +44 207 7223131 F +44 207 483 0191

EMAIL info@living-inspace.co.uk
WWW www.living-inspace.co.uk

The drawing must not be scaled and all dimensions are to be checked on site before work is commenced.

NOTE:
1. The drawing is to be read in conjunction with all other Structural Engineers and Service Engineers drawings and written specifications.

CLIENT
2 HAMPSTEAD HILL GARDENS

Rev. A		

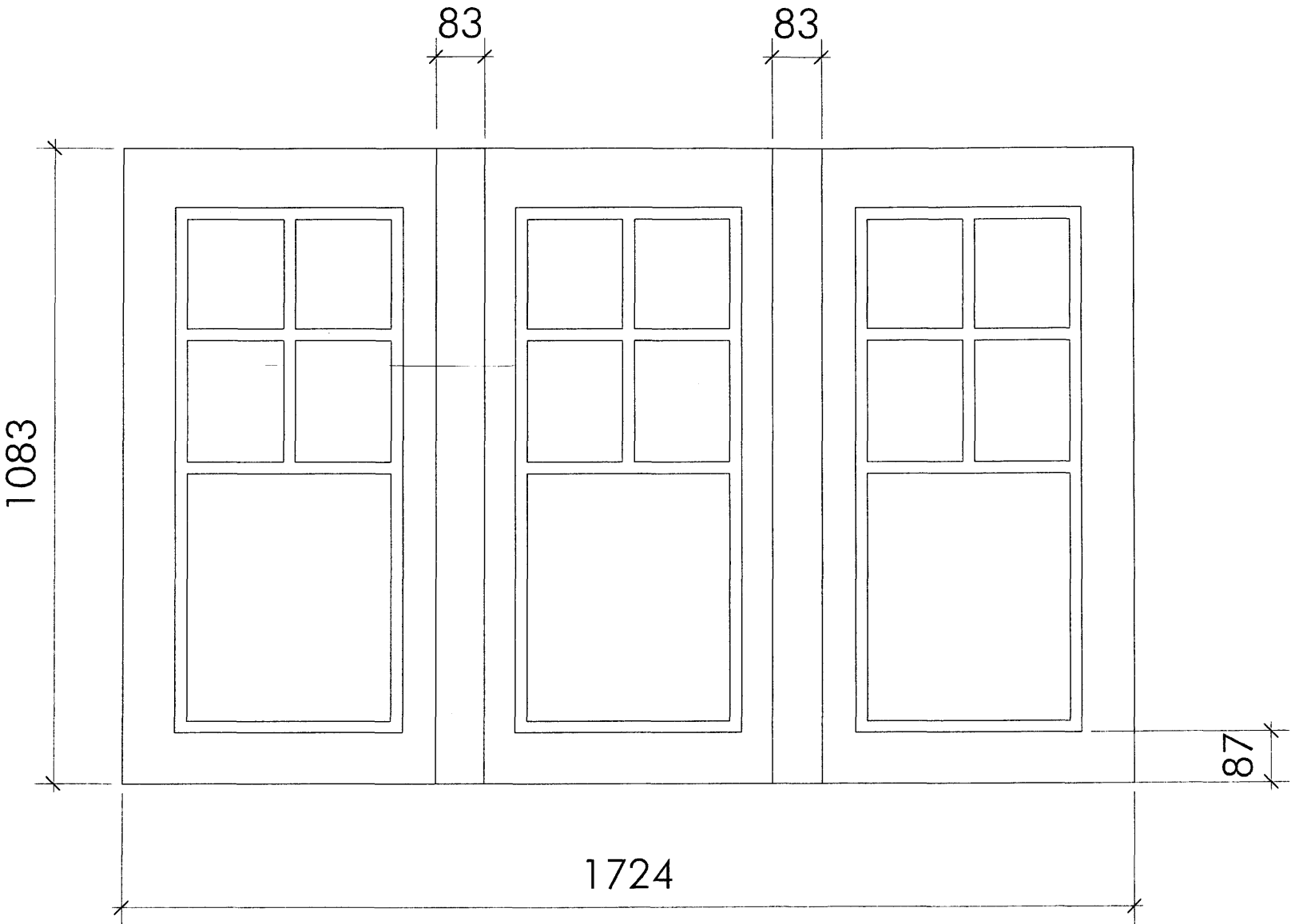
KEY PLAN

Issued:	26/01/2010
Rev:	
Scale:	1:20@A3
Drawn:	
Checked:	
Approved:	
Dwg No:	

WI-DET-ELE-EX-2

Status:
Drawing Title:

WINDOW 2
DETAIL



LIVING IN SPACE

43 ENGLAND'S LANE LONDON NW3 4YD
PH +44 207 7223131 F +44 207 483 0191

EMAIL info@living-inspace.co.uk
WWW www.living-inspace.co.uk

The drawing must not be sealed and all dimensions are to be checked on site before work is commenced.

NOTE:
1. The drawing is to be read in conjunction with all other Structural Engineers and Service Engineers drawings and written specifications.

CLIENT
2 HAMPSTEAD HILL
GARDENS

Rev. A		

KEY PLAN

Issued: 26/01/2010

Rev:

Scale: 1:20@A3

Drawn:

Checked:

Approved:


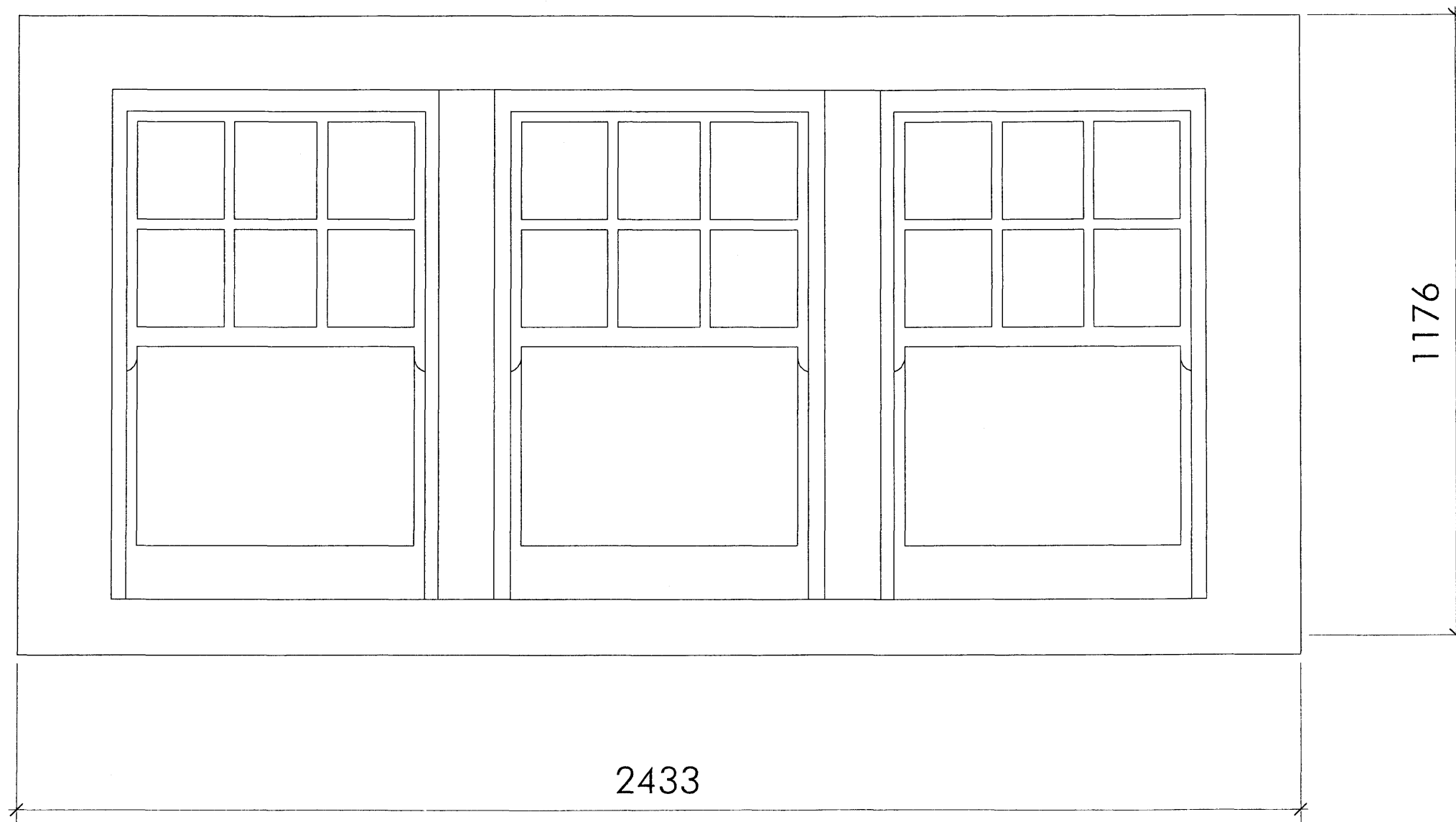
Dwg No:

WI-DET-ELE-EX-3

Status:

Drawing Title:

WINDOW 3
DETAIL



LIVING IN SPACE

43 ENGLAND'S LANE LONDON NW3 4YD
PH +44 207 7223131 F +44 207 483 0191

EMAIL info@living-inspace.co.uk
WWW www.living-inspace.co.uk

The drawing must not be scaled and all dimensions are to be checked on site before work is commenced.

NOTE:
1. The drawing is to be read in conjunction with all other Structural Engineers and Service Engineers drawings and written specifications.

CLIENT
2 HAMPSTEAD HILL
GARDENS

Rev. A		

KEY PLAN


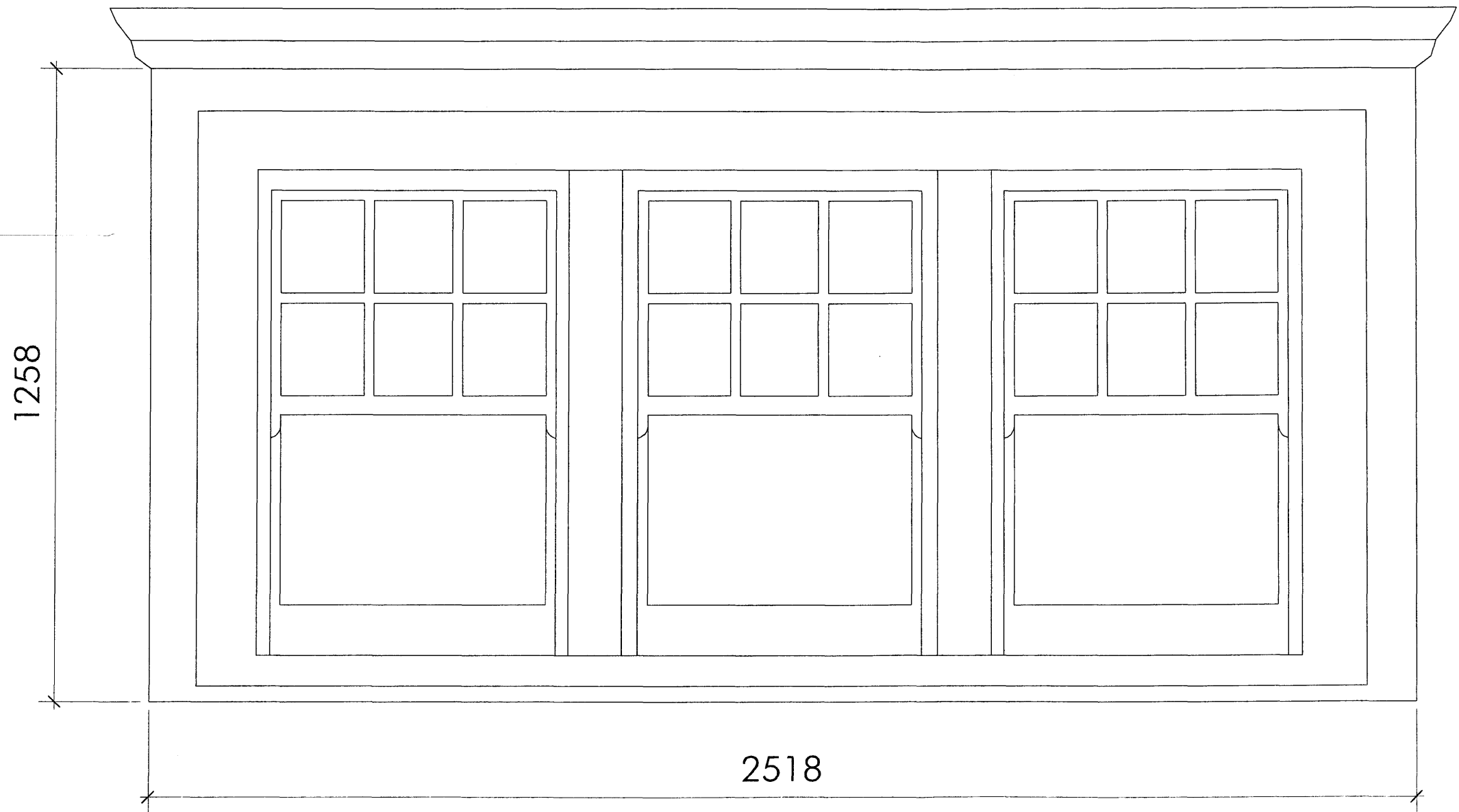
Issued:	26/01/2010
Rev:	
Scale:	1:20@A3
Drawn:	
Checked:	
Approved:	




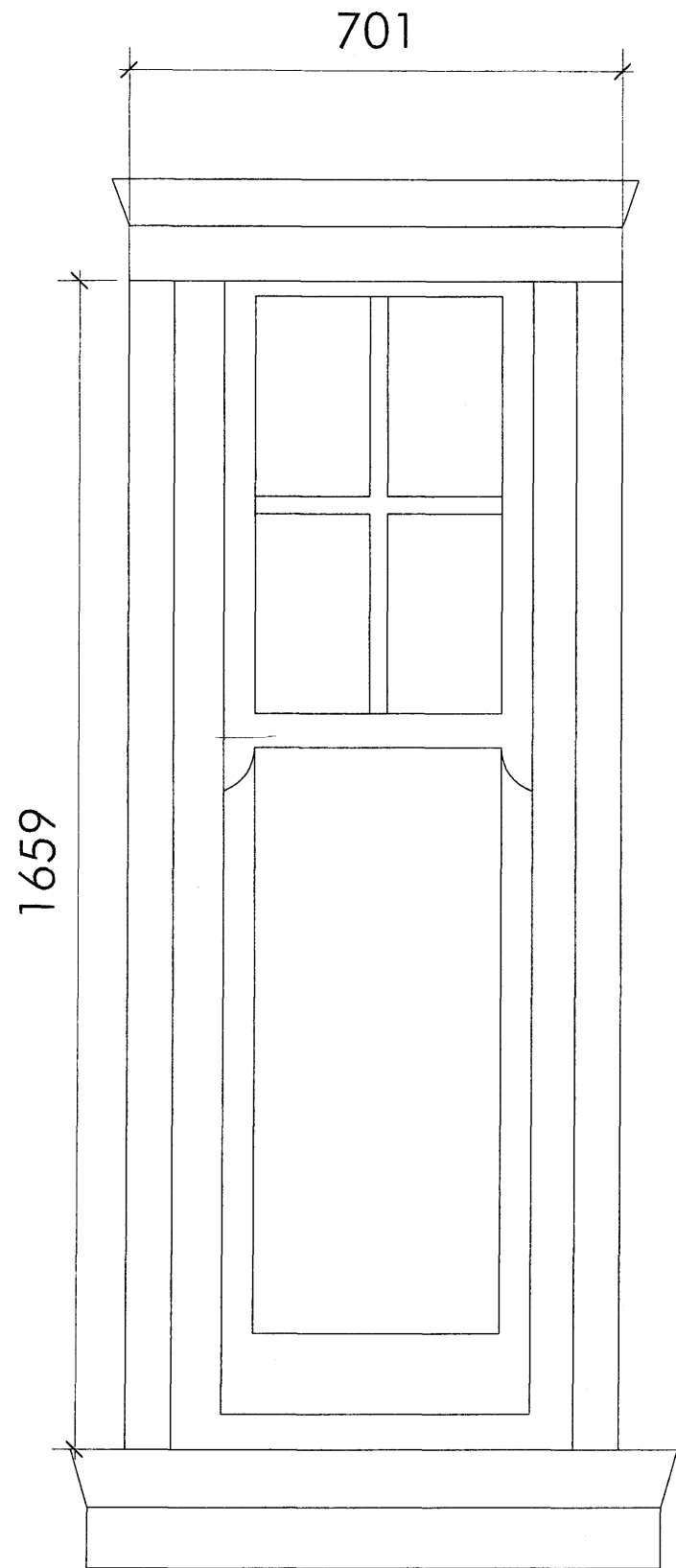
Dwg No:
WI-DET-ELE-EX-4

Status:

Drawing Title:

WINDOW
4DETAIL





LIVING IN SPACE
43 ENGLAND'S LANE LONDON NW3 4YD
PH +44 207 7223131 F +44 207 483 0191
EMAIL info@living-inspace.co.uk
WWW www.living-inspace.co.uk



The drawing must not be sealed and all dimensions are to be checked on site before work is commenced.
NOTE:
1. The drawing is to be read in conjunction with all other Structural Engineers and Service Engineers drawings and written specifications.

CLIENT
2 HAMPSTEAD HILL GARDENS

Rev. A		

KEY PLAN

Issued:	26/01/2010
Rev:	
Scale:	1:20@A3
Drawn:	
Checked:	
Approved:	
Dwg No:	WI-DET-ELE-EX-5
Status:	
Drawing Title:	WINDOWS 5-6-7 DETAIL



LIVING IN SPACE

43 ENGLAND'S LANE LONDON NW3 4YD
PH +44 207 7223131 F +44 207 483 0191

EMAIL
WWW

info@living-inspace.co.uk
www.living-inspace.co.uk

The drawing must not be scaled and all dimensions are to be checked on site before work is commenced.

NOTE:

1. The drawing is to be read in conjunction with all other Structural Engineers and Service Engineers drawings and written specifications.

CLIENT

2 HAMPSTEAD HILL
GARDENS

Rev. A

KEY PLAN

Issued: 26/01/2010

Rev:

Scale: 1:20@A3

Drawn:

Checked:

Approved:


Dwg No:

WI-DET-ELE-EX-6

Status:

Drawing Title:

WINDOW 8
DETAIL



LIVING IN SPACE

43 ENGLAND'S LANE LONDON NW3 4YD
PH +44 207 7223131 F +44 207 483 0191

EMAIL info@living-inspace.co.uk
WWW www.living-inspace.co.uk

The drawing must not be scaled and all dimensions are to be checked on site before work is commenced.

NOTE:
1. The drawing is to be read in conjunction with all other Structural Engineers and Service Engineers drawings and written specifications.

CLIENT

2 HAMPSTEAD HILL GARDENS

Rev. A		

KEY PLAN

Issued: 26/01/2010

Rev:

Scale: 1:20@A3

Drawn:

Checked:

Approved:


Dwg No:

WI-DET-ELE-EX-7

Status:

Drawing Title:

WINDOW 9
DETAIL



LIVING IN SPACE

43 ENGLAND'S LANE LONDON NW3 4YD
PH +44 207 7223131 F +44 207 483 0191

EMAIL info@living-inspace.co.uk
WWW www.living-inspace.co.uk

The drawing must not be scaled and all dimensions are to be checked on site before work is commenced.

NOTE:
1. The drawing is to be read in conjunction with all other Structural Engineers and Service Engineers drawings and written specifications.

CLIENT
**2 HAMPSTEAD HILL
GARDENS**

Rev. A		

KEY PLAN

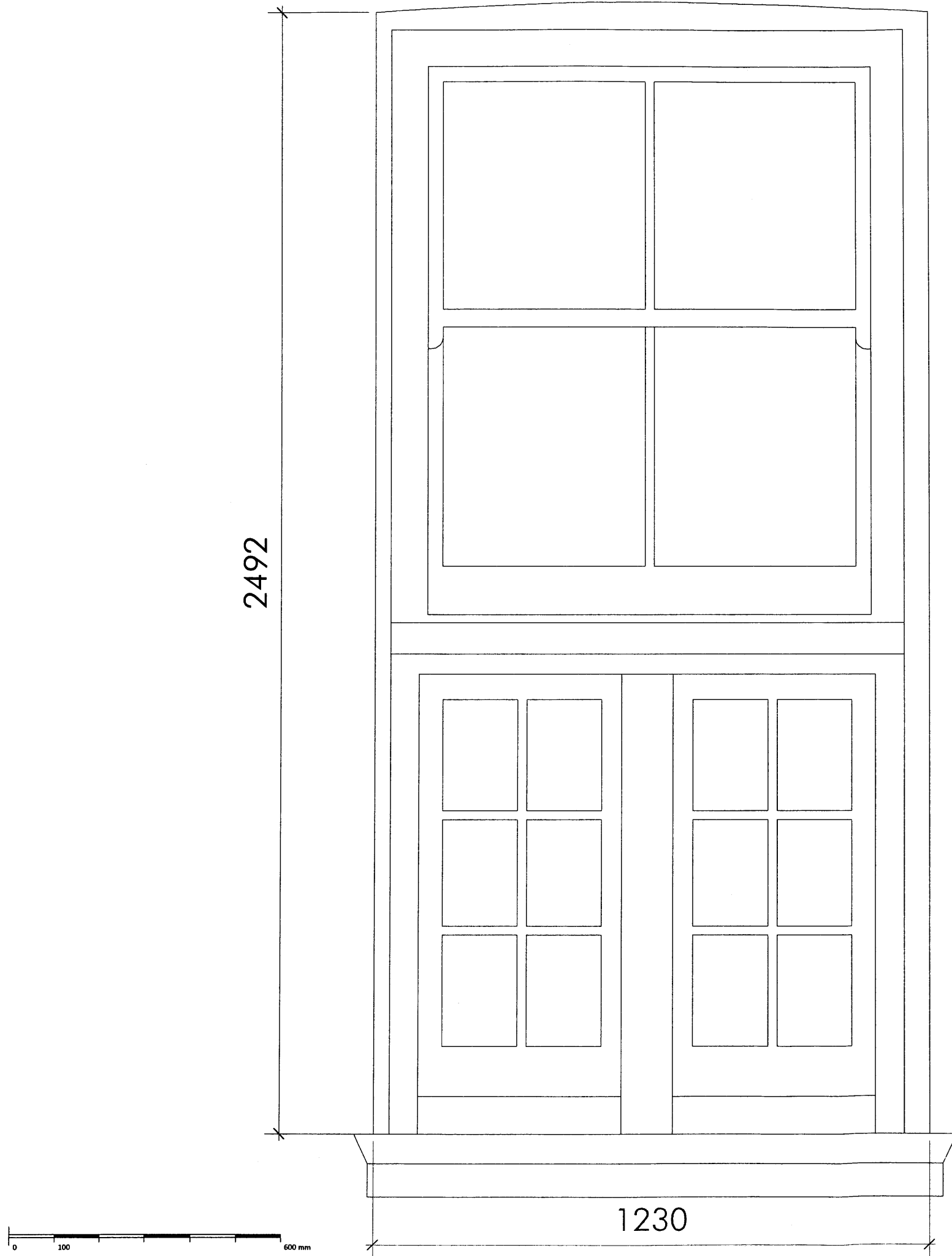
Issued:	26/01/2010
Rev:	
Scale:	1:20@A3
Drawn:	
Checked:	
Approved:	
Dwg No:	

WI-DET-ELE-EX-8

Status:

Drawing Title:

**WINDOW 10
DETAIL**



LIVING IN SPACE

43 ENGLAND'S LANE LONDON NW3 4YD
PH +44 207 7223131 F +44 207 483 0191

EMAIL
WWW

info@living-inspace.co.uk
www.living-inspace.co.uk

The drawing must not be scaled and all dimensions are to be checked on site before work is commenced.

NOTE:

1. The drawing is to be read in conjunction with all other Structural Engineers and Service Engineers drawings and written specifications.

CLIENT

2 HAMPSTEAD HILL
GARDENS

Rev. A

KEY PLAN

Issued: 26/01/2010

Rev:

Scale: 1:20@A3

Drawn:

Checked:

Approved:

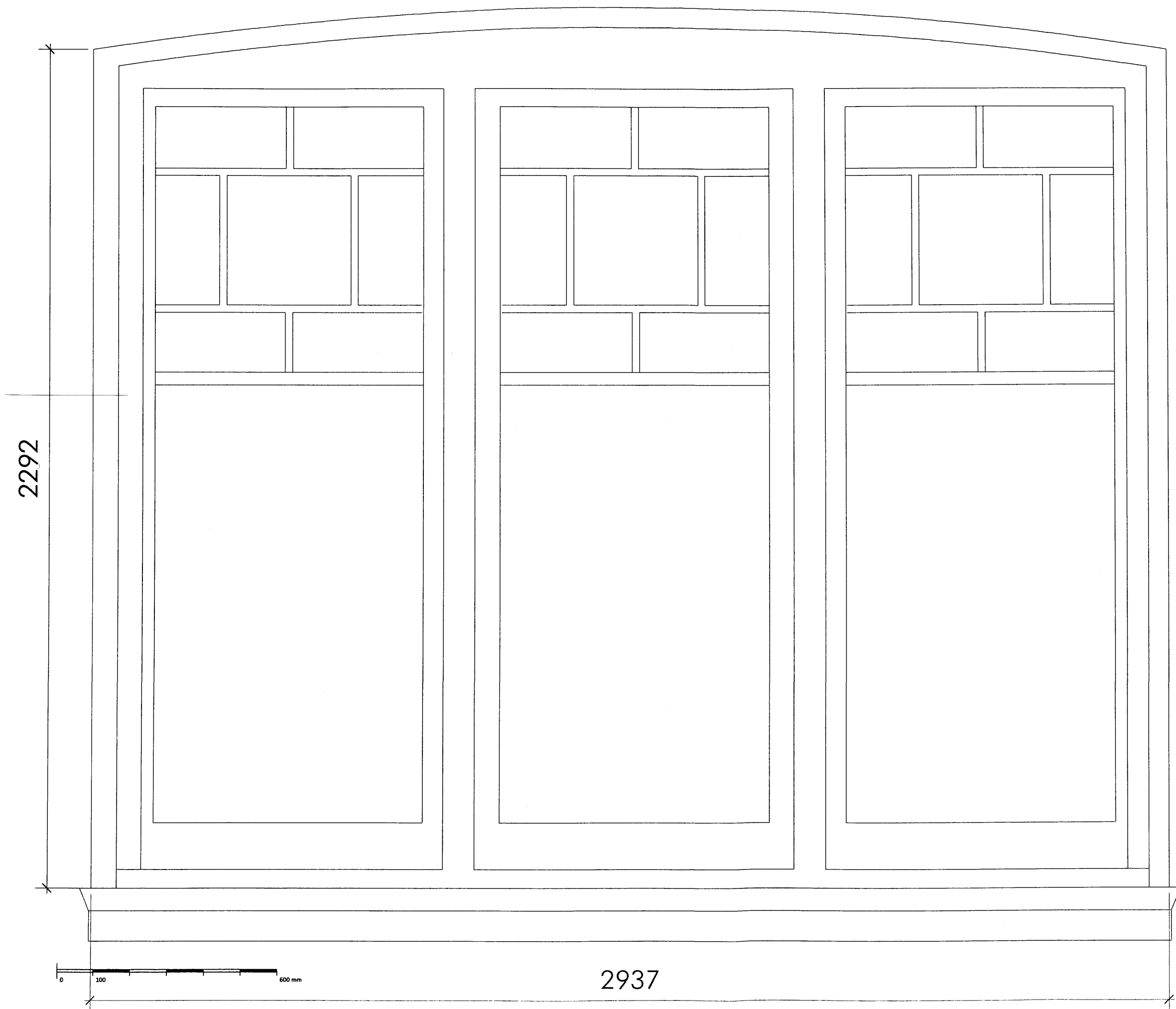
Dwg No:

WI-DET-ELE-EX-9

Status:

Drawing Title:

WINDOW 11
DETAIL



LIVING IN SPACE

43 ENGLAND'S LANE LONDON NW3 4YD
PH +44 207 7223131 F +44 207 483 0191

EMAIL info@living-inspace.co.uk
WWW www.living-inspace.co.uk

The drawing must not be scaled and all dimensions are to be checked on site before work is commenced.

NOTE:
1. The drawing is to be read in conjunction with all other Structural Engineers and Service Engineers drawings and written specifications.

CLIENT
2 HAMPSTEAD HILL GARDENS

Rev. A		


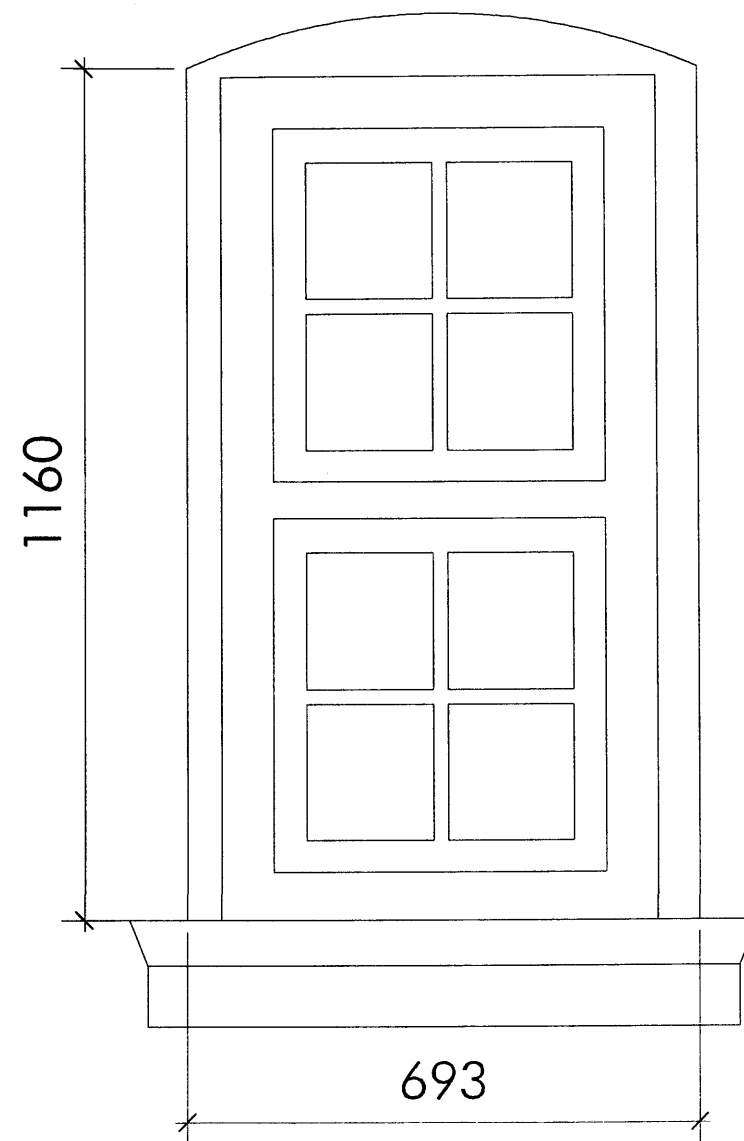
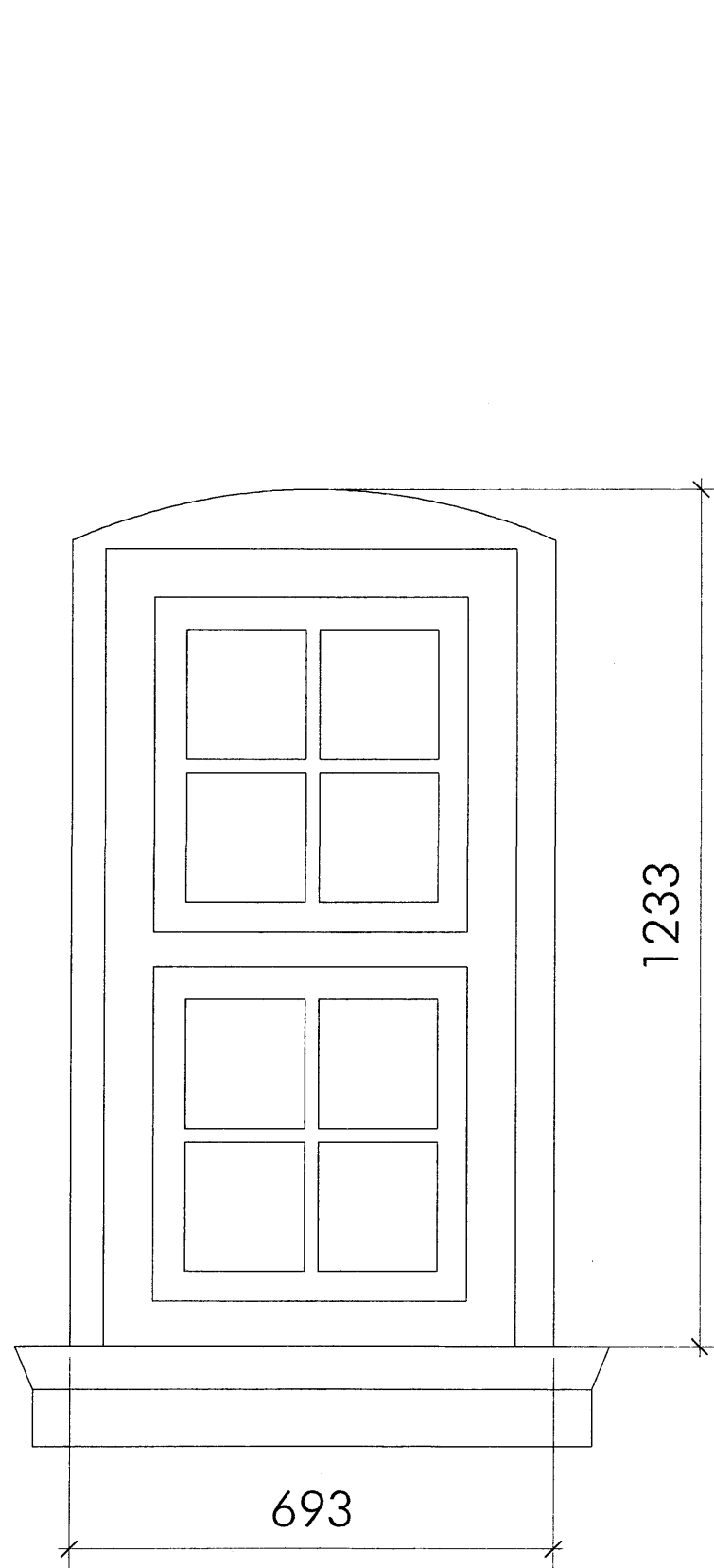
KEY PLAN

Issued:	26/01/2010
Rev:	
Scale:	1:20@A3
Drawn:	
Checked:	
Approved:	
Dwg No:	

WI-DET-ELE-EX-10

Status:
Drawing Title:

**WINDOW 12
DETAIL**



LIVING IN SPACE

43 ENGLAND'S LANE LONDON NW3 4YD
PH +44 207 7223131 F +44 207 483 0191

EMAIL
WWW

info@living-inspace.co.uk
www.living-inspace.co.uk

The drawing must not be scaled and all dimensions are to be checked on site before work is commenced.

NOTE:

1. The drawing is to be read in conjunction with all other Structural Engineers and Service Engineers drawings and written specifications.

CLIENT

2 HAMPSTEAD HILL
GARDENS

Rev. A

KEY PLAN

Issued: 26/01/2010

Rev:

Scale: 1:20@A3

Drawn:

Checked:

Approved:

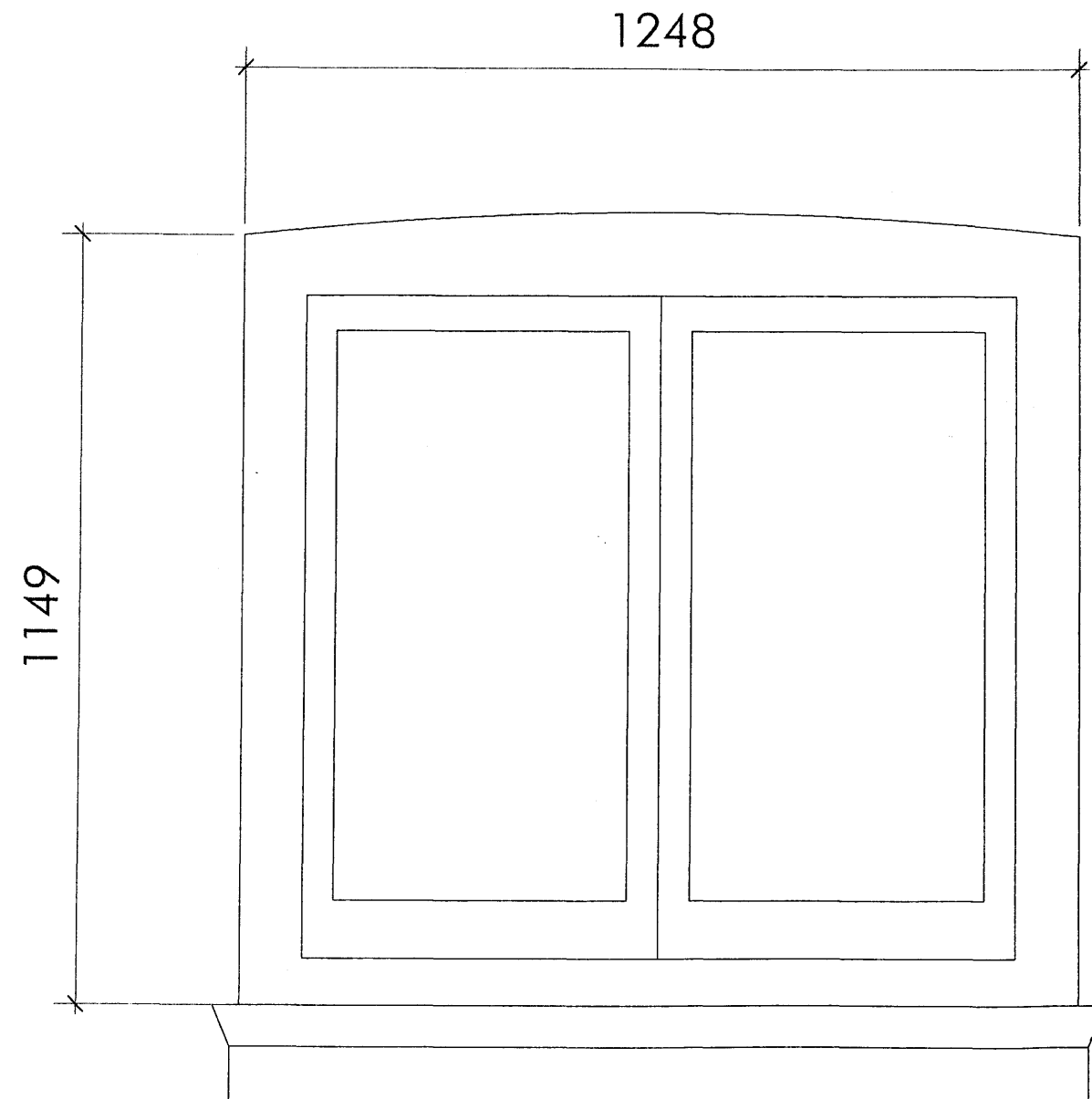
Dwg No:

WI-DET-ELE-EX-11


Status:

Drawing Title:

WINDOWS 13-14
DETAIL



THIS WINDOW TO BE
REPLACED TO
MATCH THE STYLE
OF OTHER ORIGINAL
WINDOWS - REFER
TO PLAN
WI-DET-ELE-PP-2 /
PROPOSED WINDOW 15



LIVING IN SPACE

43 ENGLAND'S LANE LONDON NW3 4YD
PH +44 207 7223131 F +44 207 483 0191

EMAIL
WWW

info@living-inspace.co.uk
www.living-inspace.co.uk

The drawing must not be scaled and all dimensions are to be checked on site before work is commenced.

NOTE:

1. The drawing is to be read in conjunction with all other Structural Engineers and Service Engineers drawings and written specifications.

CLIENT

**2 HAMPSTEAD HILL
GARDENS**

Rev. A

KEY PLAN

Issued: 26/01/2010

Rev:

Scale: 1:20@A3

Drawn:

Checked:

Approved:


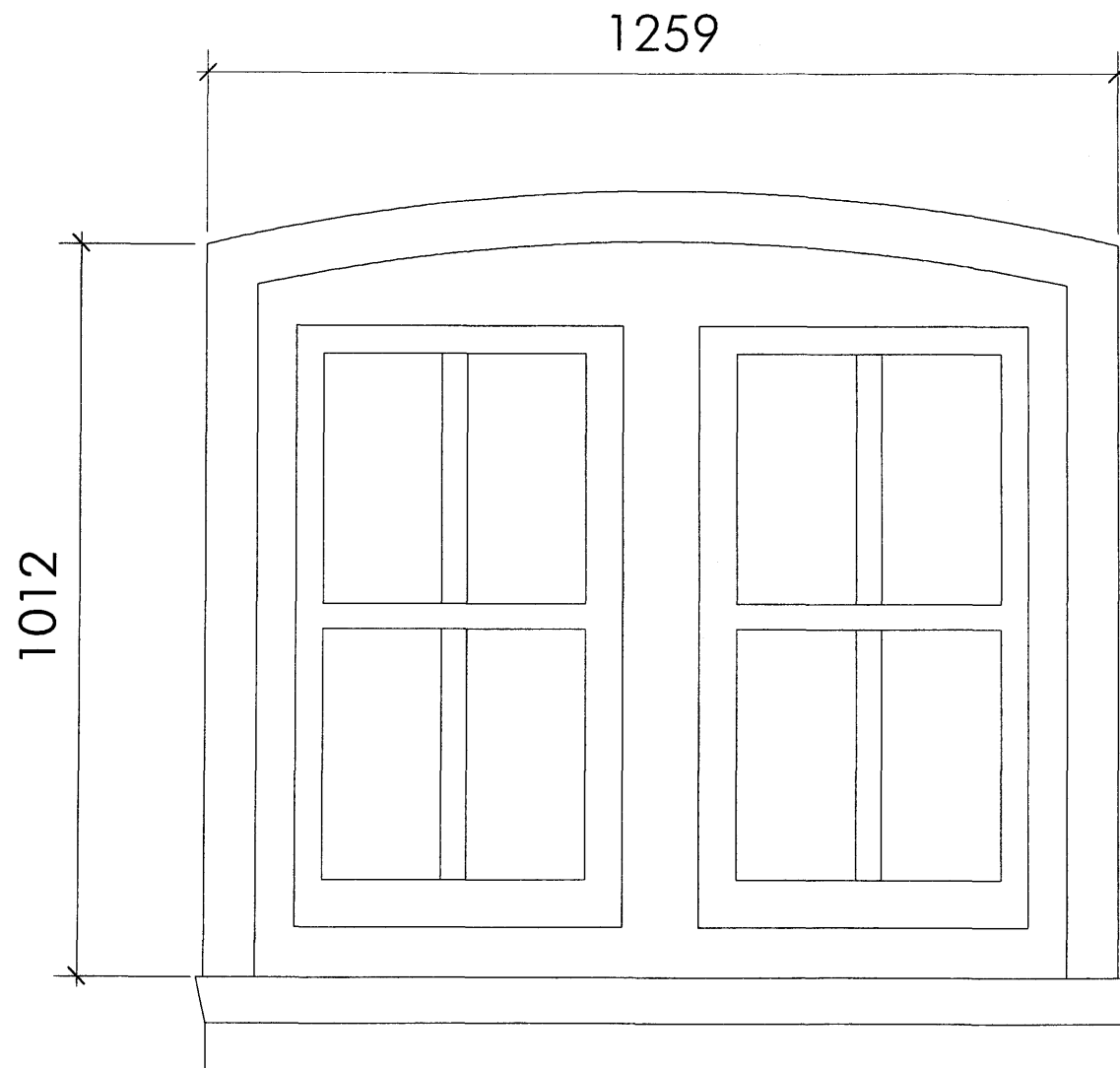
Dwg No:

WI-DET-ELE-EX-12

Status:

Drawing Title:

**WINDOW 15
DETAIL**



0000

LIVING IN SPACE

43 ENGLAND'S LANE LONDON NW3 4YD
PH +44 207 7223131 F +44 207 483 0191

EMAIL
WWW

info@living-inspace.co.uk
www.living-inspace.co.uk

The drawing must not be scaled and all dimensions are to be checked on site before work is commenced.

NOTE:

1. The drawing is to be read in conjunction with all other Structural Engineers and Service Engineers drawings and written specifications.

CLIENT

**2 HAMPSTEAD HILL
GARDENS**

Rev. A

KEY PLAN

Issued: 26/01/2010

Rev:

Scale: 1:20@A3

Drawn:

Checked:

Approved:

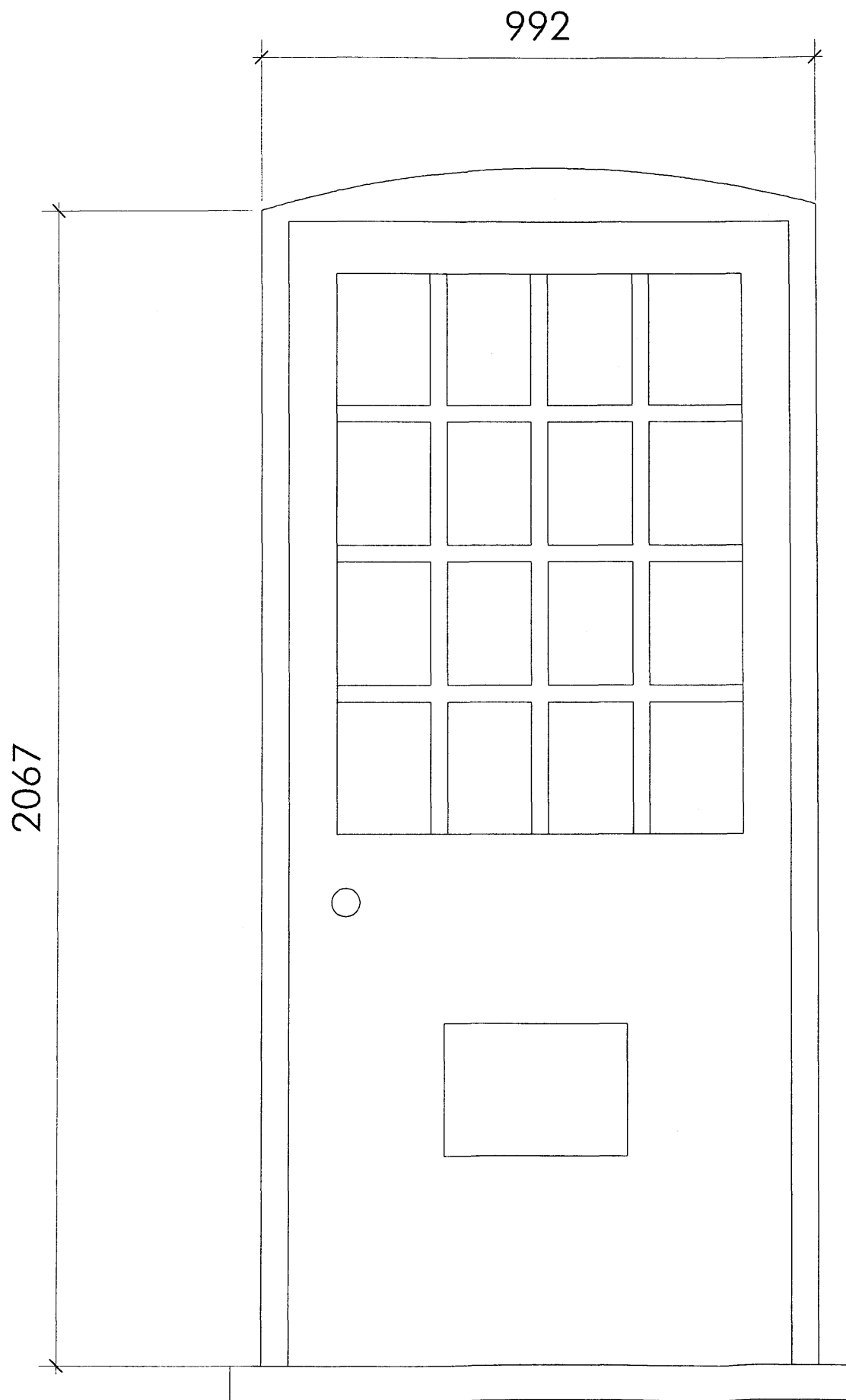
Dwg No:

WI-DET-ELE-EX-13

Status:

Drawing Title:

**WINDOW 16
DETAIL**



LIVING IN SPACE

43 ENGLAND'S LANE LONDON NW3 4YD
PH +44 207 7223131 F +44 207 483 0191

EMAIL
WWW

info@living-inspace.co.uk
www.living-inspace.co.uk

The drawing must not be scaled and all dimensions are to be checked on site before work is commenced.

NOTE:

1. The drawing is to be read in conjunction with all other Structural Engineers and Service Engineers drawings and written specifications.

CLIENT

2 HAMPSTEAD HILL
GARDENS

Rev. A

KEY PLAN

Issued:

26/01/2010

Rev:

Scale:

1:20@A3

Drawn:

Checked:

Approved:

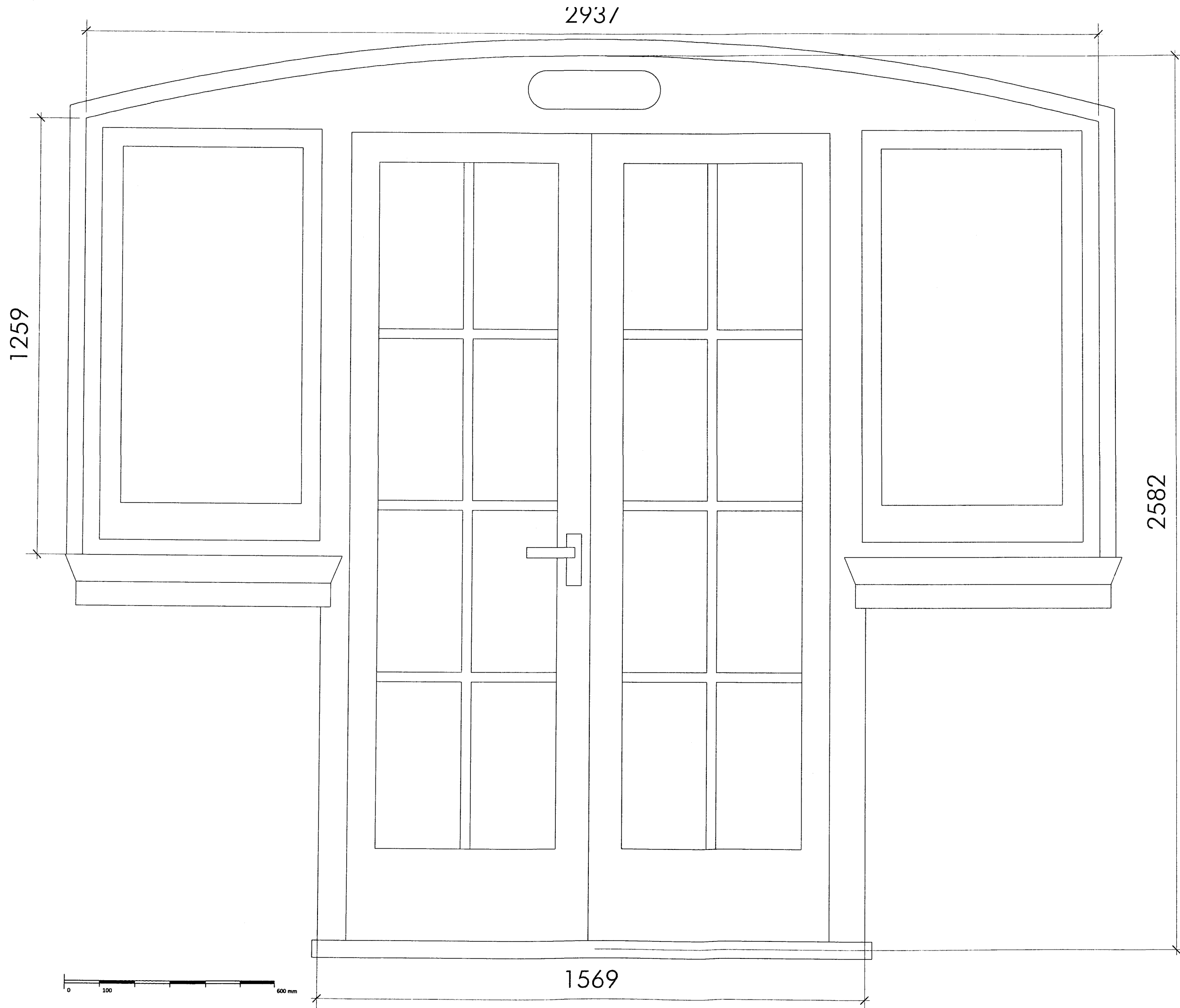
Dwg No:

WI-DET-ELE-EX-14

Status:

Drawing Title:

WINDOW 17
DETAIL



LIVING IN SPACE

43 ENGLAND'S LANE LONDON NW3 4YD
PH +44 207 7223131 F +44 207 483 0191

EMAIL
WWW

info@living-inspace.co.uk
www.living-inspace.co.uk

The drawing must not be scaled and all dimensions are to be checked on site before work is commenced.

NOTE:

1. The drawing is to be read in conjunction with all other Structural Engineers and Service Engineers drawings and written specifications.

CLIENT

2 HAMPSTEAD HILL
GARDENS

Rev. A

KEY PLAN

Issued: 26/01/2010

Rev:

Scale: 1:20@A3

Drawn:

Checked:

Approved:


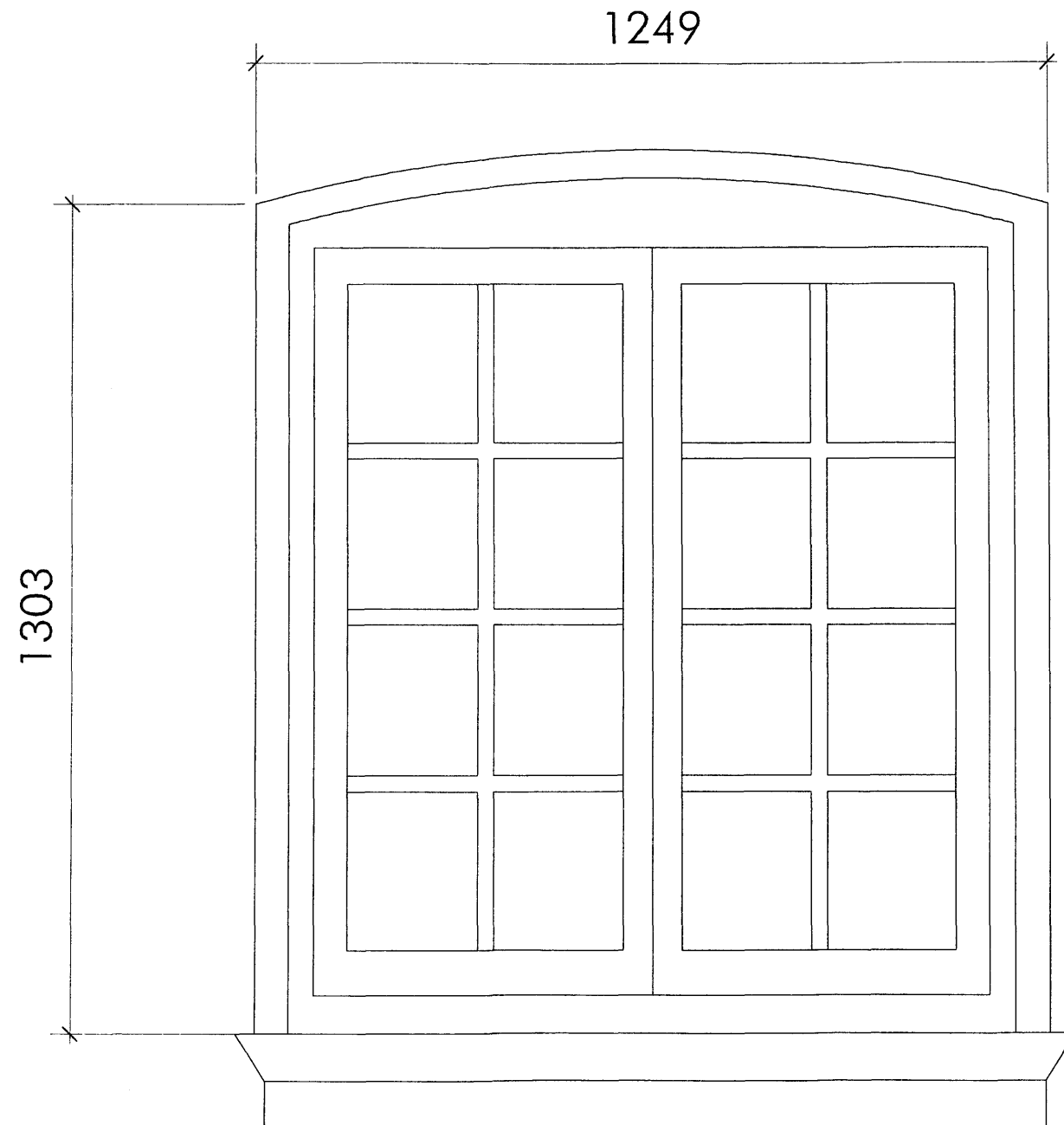
Dwg No:

WI-DET-ELE-EX-15

Status:

Drawing Title:

WINDOW 18
DETAIL



LIVING IN SPACE

43 ENGLAND'S LANE LONDON NW3 4YD
PH +44 207 7223131 F +44 207 483 0191

EMAIL info@living-inspace.co.uk
WWW www.living-inspace.co.uk

The drawing must not be scaled and all dimensions are to be checked on site before work is commenced.

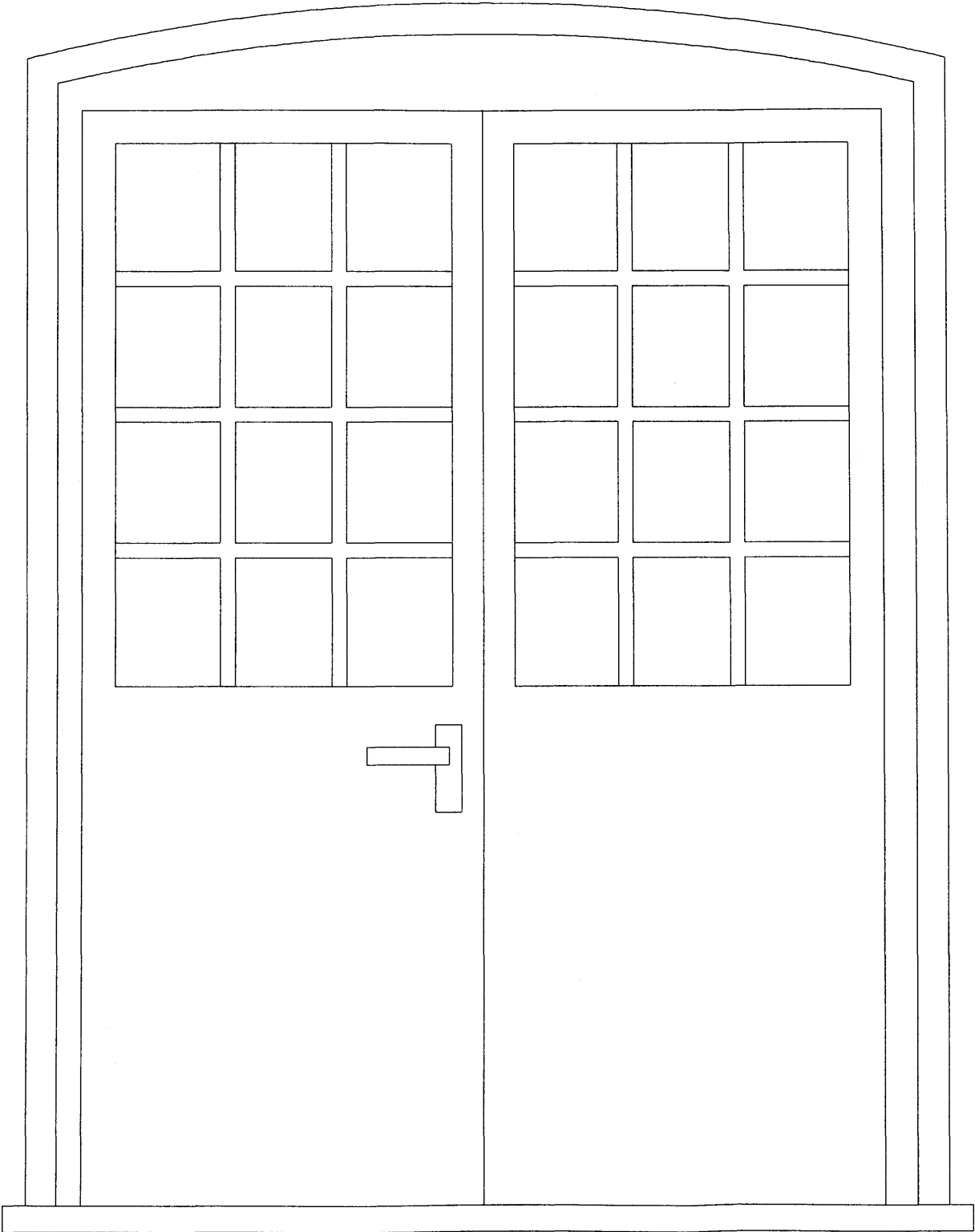
NOTE:
1. The drawing is to be read in conjunction with all other Structural Engineers and Service Engineers drawings and written specifications.

CLIENT
**2 HAMPSTEAD HILL
GARDENS**

Rev. A		

KEY PLAN

Issued:	26/01/2010
Rev:	
Scale:	1:20@A3
Drawn:	
Checked:	
Approved:	
Dwg No:	WI-DET-ELE-EX-16
Status:	
Drawing Title:	WINDOW 19 DETAIL



LIVING IN SPACE

43 ENGLAND'S LANE LONDON NW3 4YD
PH +44 207 7223131 F +44 207 483 0191

EMAIL info@living-inspace.co.uk
WWW www.living-inspace.co.uk

The drawing must not be scaled and all dimensions are to be checked on site before work is commenced.

NOTE:
1. The drawing is to be read in conjunction with all other Structural Engineers and Service Engineers drawings and written specifications.

CLIENT
2 HAMPSTEAD HILL GARDENS

Rev. A		



KEY PLAN

Issued:	26/01/2010
Rev:	
Scale:	1:20@A3
Drawn:	
Checked:	
Approved:	

Dwg No:
WI-DET-ELE-EX-17

Status:
Drawing Title:

**WINDOW 20
DETAIL**



LIVING IN SPACE

43 ENGLAND'S LANE LONDON NW3 4YD
PH +44 207 7223131 F +44 207 483 0191

EMAIL info@living-inspace.co.uk
WWW www.living-inspace.co.uk

The drawing must not be scaled and all dimensions are to be checked on site before work is commenced.


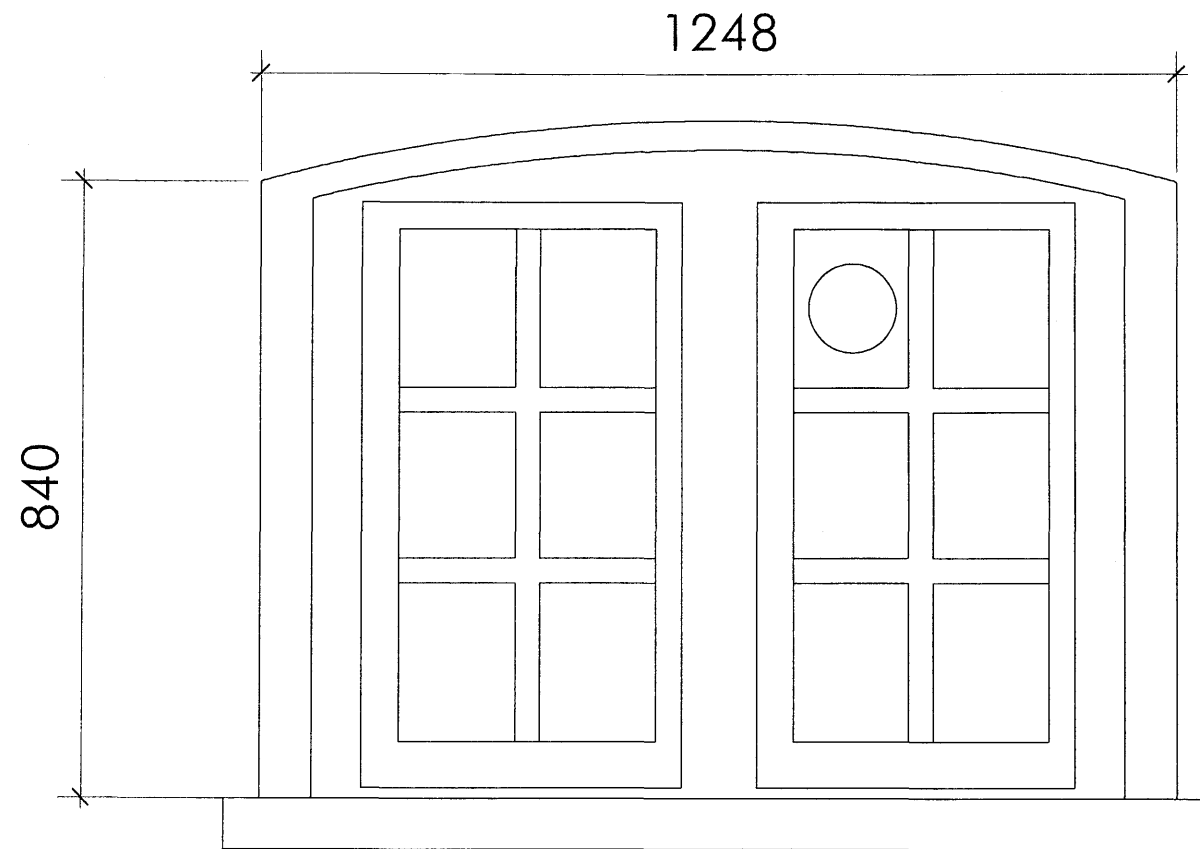
NOTE:
1. The drawing is to be read in conjunction with all other Structural Engineers and Service Engineers drawings and written specifications.

CLIENT
**2 HAMPSTEAD HILL
GARDENS**

Rev. A		

KEY PLAN

Issued:	26/01/2010
Rev:	
Scale:	1:20@A3
Drawn:	
Checked:	
Approved:	
Dwg No:	WI-DET-ELE-EX-18
Status:	
Drawing Title:	WINDOW 21 DETAIL



LIVING IN SPACE

43 ENGLAND'S LANE LONDON NW3 4YD
PH +44 207 7223131 F +44 207 483 0191

EMAIL info@living-inspace.co.uk
WWW www.living-inspace.co.uk

The drawing must not be scaled and all dimensions are to be checked on site before work is commenced.

NOTE:
1. The drawing is to be read in conjunction with all other Structural Engineers and Service Engineers drawings and written specifications.

CLIENT
2 HAMPSTEAD HILL GARDENS

Rev. A		

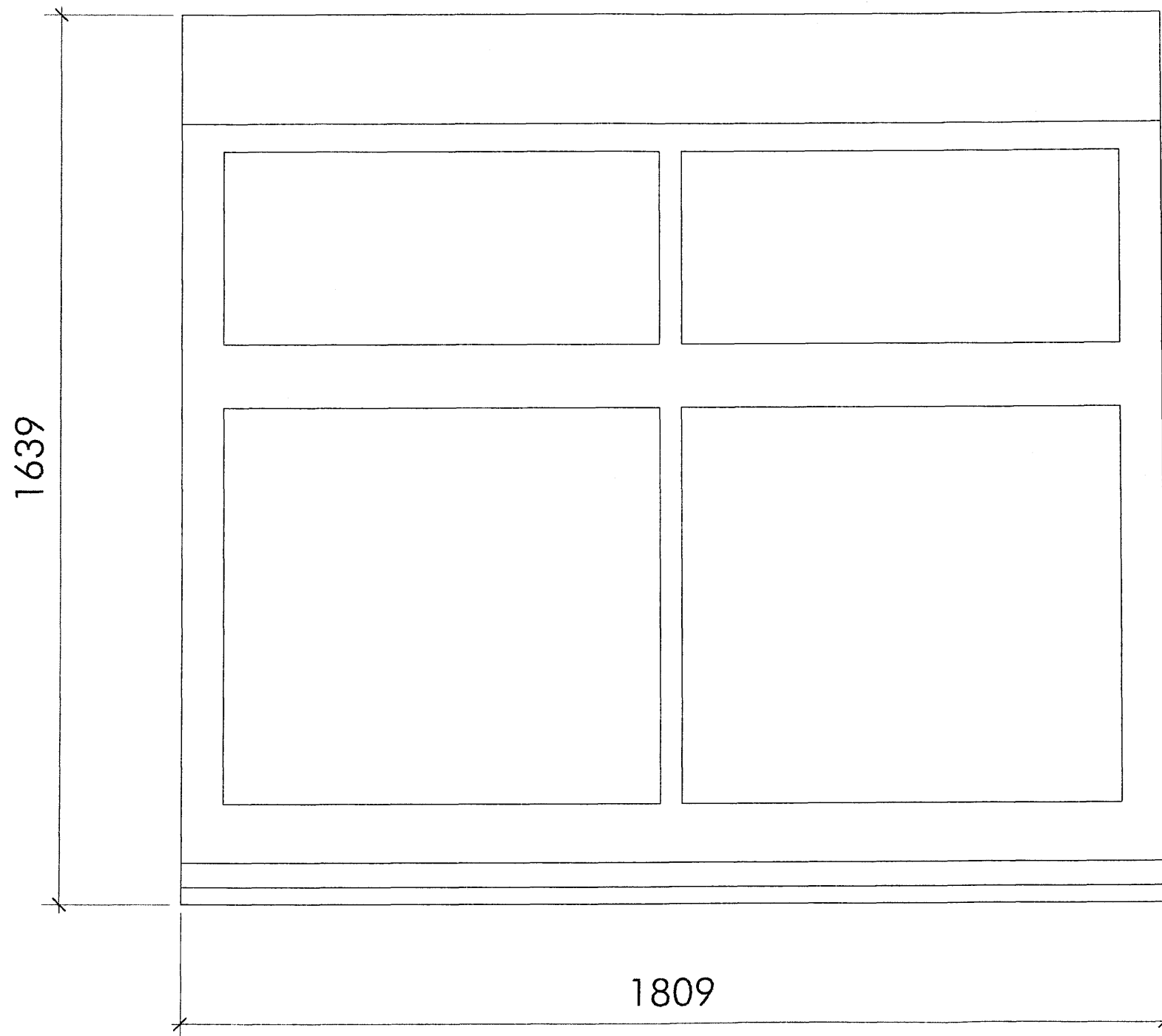
KEY PLAN

Issued:	26/01/2010
Rev:	
Scale:	1:20@A3
Drawn:	
Checked:	
Approved:	
Dwg No:	

WI-DET-ELE-EX-19

Status:
Drawing Title:

**WINDOW 22
DETAIL**



THIS WINDOW TO BE
REPLACED TO
MATCH THE STYLE
OF OTHER ORIGINAL
WINDOWS - REFER
TO PLAN
WI-DET-ELE-PP-1 /
PROPOSED WINDOW 23



LIVING IN SPACE

43 ENGLAND'S LANE LONDON NW3 4YD
PH +44 207 7223131 F +44 207 483 0191

EMAIL info@living-inspace.co.uk
WWW www.living-inspace.co.uk

The drawing must not be scaled and all dimensions are to be checked on site before work is commenced.

NOTE:

1. The drawing is to be read in conjunction with all other Structural Engineers and Service Engineers drawings and written specifications.

CLIENT

**2 HAMPSTEAD HILL
GARDENS**

Rev. A

KEY PLAN

Issued: 26/01/2010

Rev:

Scale: 1:20@A3

Drawn:

Checked:

Approved:


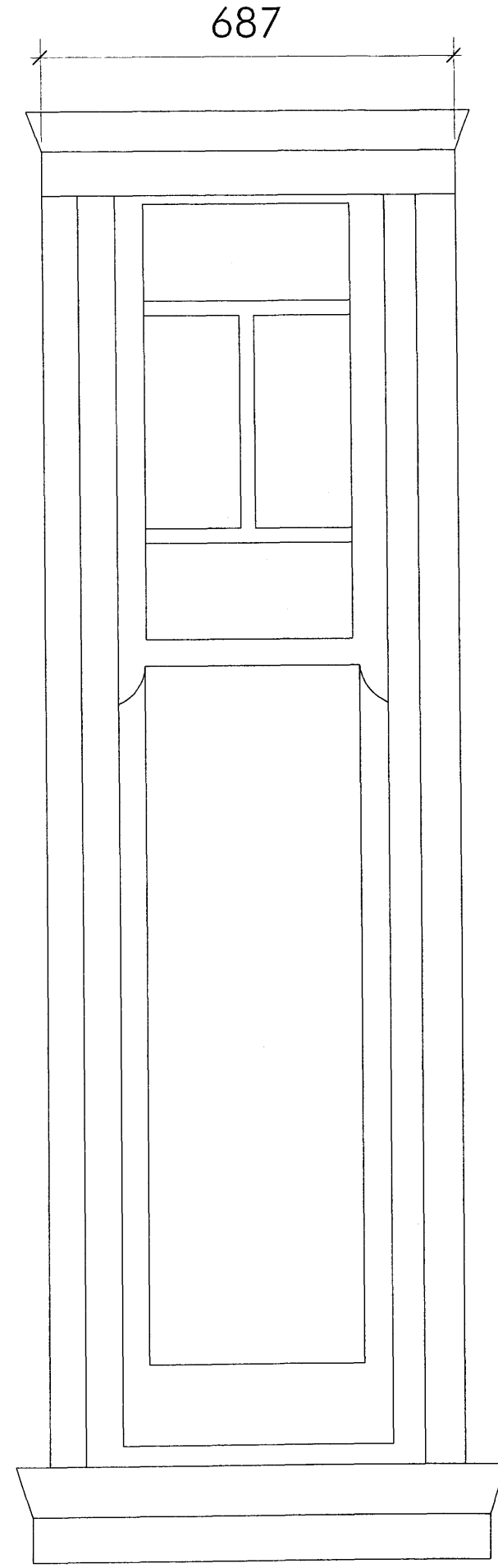


Dwg No:

WI-DET-ELE-EX-20

Status:

Drawing Title:

**WINDOW 23
DETAIL**



LIVING IN SPACE

43 ENGLAND'S LANE LONDON NW3 4YD
PH +44 207 7223131 F +44 207 483 0191

EMAIL
WWW

info@living-inspace.co.uk
www.living-inspace.co.uk

The drawing must not be scaled and all dimensions are to be checked on site before work is commenced.

NOTE:

1. The drawing is to be read in conjunction with all other Structural Engineers and Service Engineers drawings and written specifications.

CLIENT

2 HAMPSTEAD HILL
GARDENS

Rev. A

KEY PLAN

Issued: 26/01/2010

Rev:

Scale: 1:20@A3

Drawn:

Checked:

Approved:

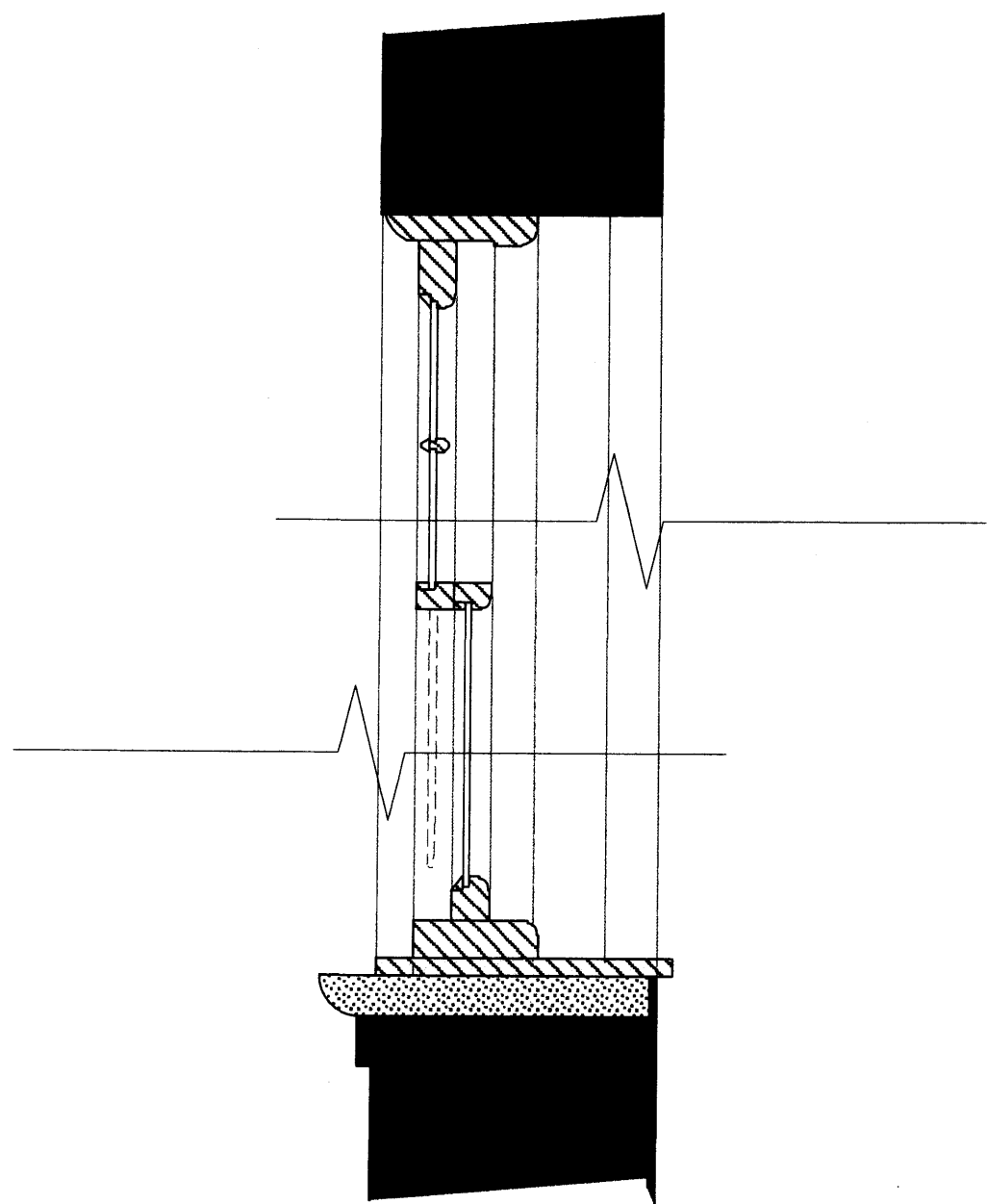
Dwg No:

WI-DET-ELE-EX-21

Status:

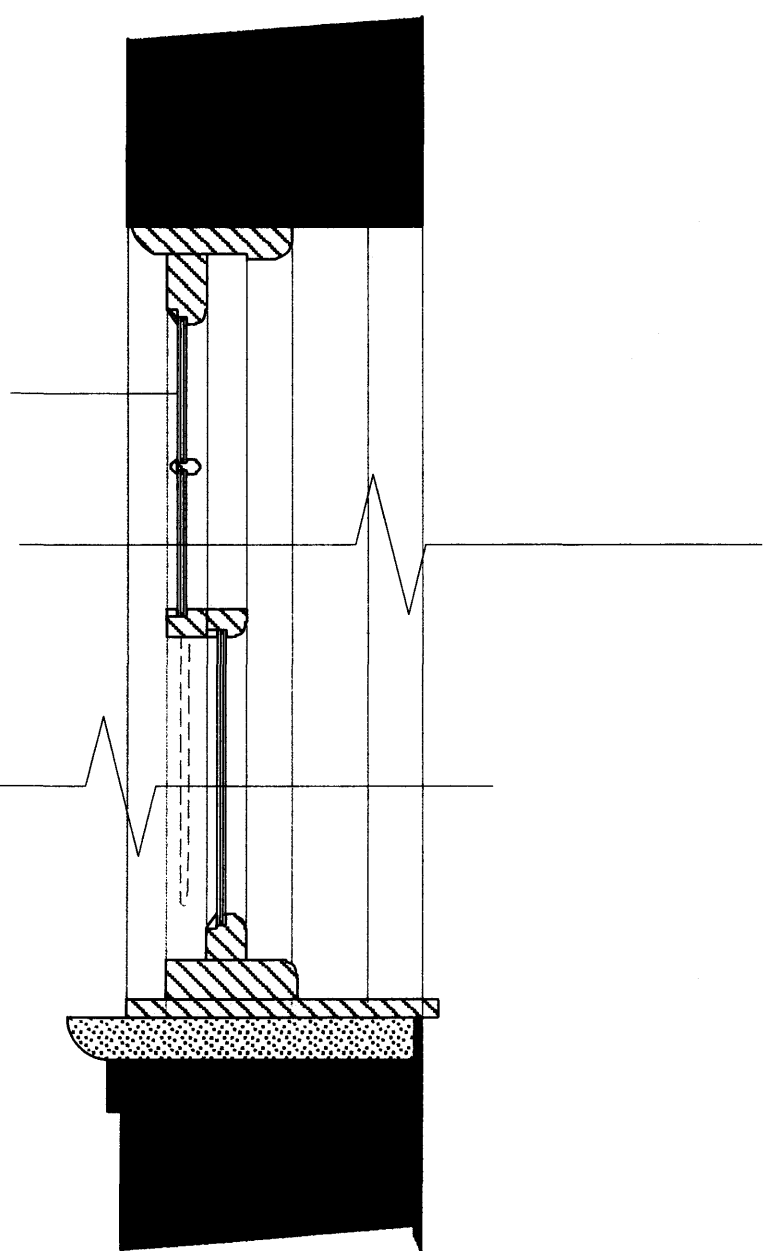
Drawing Title:

WINDOW 24-25-26
DETAIL




EXISTING SECTION AA'

slimlite
double
glazing



PROPOSED SECTION AA'



LIVING IN SPACE

43 ENGLAND'S LANE LONDON NW3 4YD
PH +44 207 7223131 F +44 207 483 0191

EMAIL info@living-inspace.co.uk
WWW www.living-inspace.co.uk

The drawing must not be scaled and all dimensions are to be checked on site before work is commenced.

NOTE:
1. The drawing is to be read in conjunction with all other Structural Engineers and Service Engineers drawings and written specifications.

CLIENT
2 HAMPSTEAD HILL
GARDENS

Rev. A		

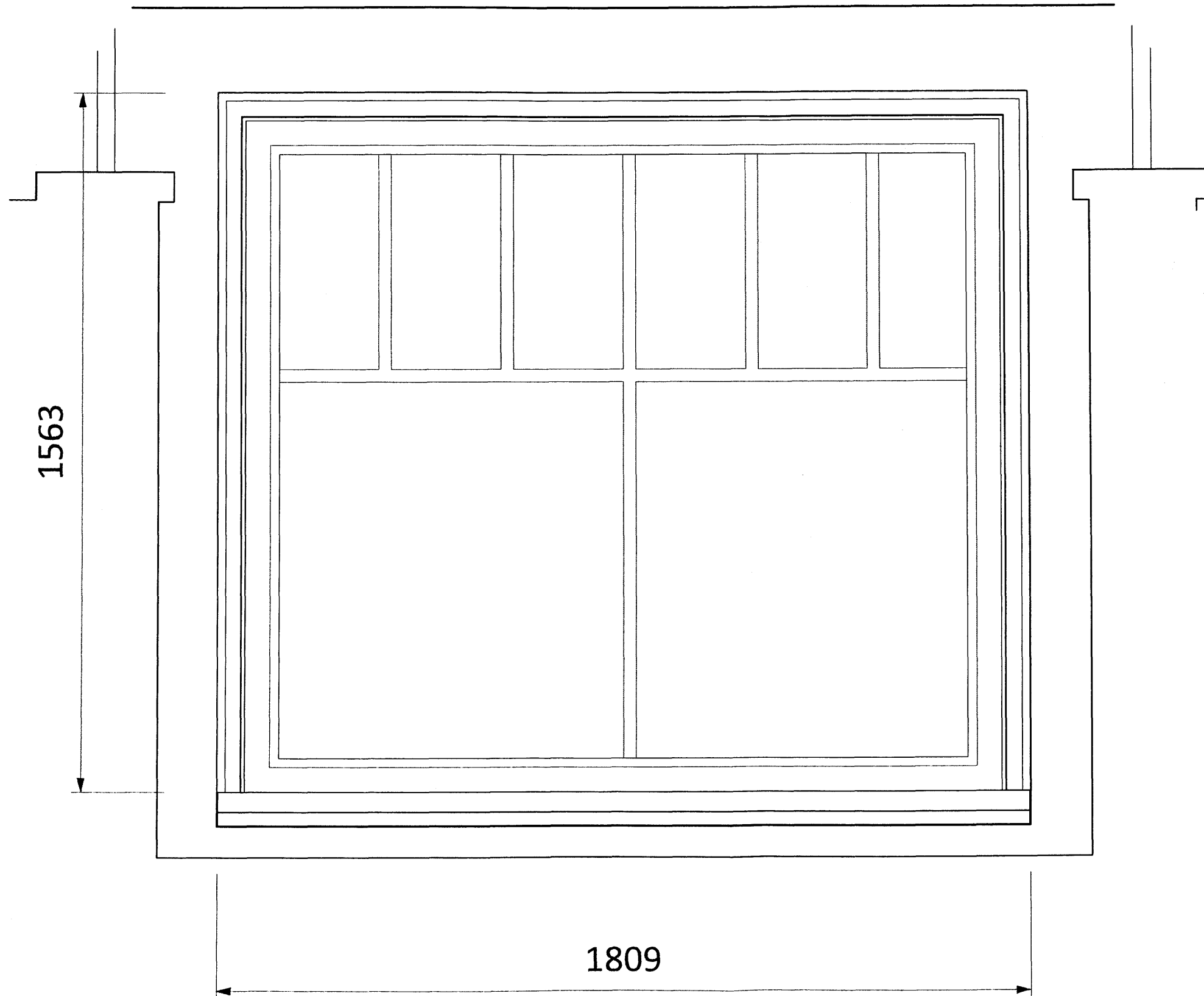
KEY PLAN
ALL WINDOWS IN THE PROPERTY TO BE REPLACED WITH SLIMLITE DOUBLE GLAZED PANELS. ALL OF THE WINDOWS ARE CURRENTLY OF THE SAME STYLE AND SAME FRAMING EXCEPT FOR WINDOW 15 AND 23.

ALL OF THE WINDOWS WILL HAVE SLIMLITE DOUBLE GLAZING PANELS AND WILL HAVE SAME STYLE AND FRAMING.

Issued:	26/01/2010
Rev:	
Scale:	1:20@A3
Drawn:	
Checked:	
Approved:	
Dwg No:	

WI-DET-SEC-EP-1

Status:
Drawing Title:
COMMON DETAILED
SECTION EXISTING AND
PROPOSED



LIVING IN SPACE

43 ENGLAND'S LANE LONDON NW3 4YD
PH +44 207 7223131 F +44 207 483 0191

EMAIL info@living-in-space.co.uk
WWW www.living-in-space.co.uk

The drawing must not be scaled and all dimensions are to be checked on site before work is commenced.

NOTE:

1. The drawing is to be read in conjunction with all other Structural Engineers and Service Engineers drawings and written specifications.

CLIENT

2 HAMPSTEAD HILL
GARDENS

Rev. A

KEY PLAN



Issued:	26/01/2010
Rev:	
Scale:	1:20@A3
Drawn:	
Checked:	
Approved:	
Dwg No:	

WI-DET-ELE-PP-1

Status:

Drawing Title:

PROPOSED
WINDOW 23



LIVING IN SPACE

43 ENGLAND'S LANE LONDON NW3 4YD
PH +44 207 7223131 F +44 207 483 0191

EMAIL info@living-inspace.co.uk
WWW www.living-inspace.co.uk

The drawing must not be scaled and all dimensions are to be checked on site before work is commenced.

NOTE:
1. The drawing is to be read in conjunction with all other Structural Engineers and Service Engineers drawings and written specifications.

CLIENT
**2 HAMPSTEAD HILL
GARDENS**

Rev. A		

KEY PLAN

Issued:	26/01/2010
Rev:	
Scale:	1:20@A3
Drawn:	
Checked:	
Approved:	
Dwg No:	

WI-DET-ELE-PP-2

Status:

Drawing Title:

**PROPOSED
WINDOW 15**