

7	4,5	Increase the number of journeys per week of pupils cycling to school by 4% by 2010	<ul style="list-style-type: none"> • Liase with Camden's Bikeability team to offer the School facilities for cycle training for 10 and 11 year olds. • Liase with Camden's Bikeability team to set up training for older pupils • Apply to Mayor's Cycle Parking Fund for funding for bicycle racks and large storage lockers. • Provide lockers for all pupils to reduce deterrent effect of load carrying. • Details of most favoured and heavily used cycle routes will be passed to Camden Schools TPO after the more detailed Pupil Survey takes place in 2008 • UCS will examine how cycle training and maintenance might be built into the curriculum and set appropriate targets for cycle training 	<p>Jan 2008</p> <p>June 2008</p> <p>May 2008</p> <p>Nov 2008</p> <p>Nov 2008</p> <p>May 2008</p>	<p>Senior Management Team, Warden of Lower School</p> <p>Keith Garwood</p> <p>Keith Garwood</p>	Provided support to the Camden Cycling Campaign by allowing them to film at the School.
8	1,2,3,4,5,6	Increase the number of journeys per week of pupils using public transport by 4% by 2010	<ul style="list-style-type: none"> • Update and extend current joining pack. The pack will include a clear statement of the School's policy on travel choices, and specific references to the STP and send this as a Travel pack to all parents. a) comprehensive information about public transport services in the area, up-to-date bus routes, b) information about cheap travel using weekly or other season tickets, c) a local street map, showing direct routes to bus stops, Underground stations and road crossings. d) Details of local taxi firms e) Liftshare and Jambuster site links f) Safe Walking Routes to School details 	Reissue and update Jan 2008	<p>Keith Garwood</p> <p>Headmaster</p>	

			<ul style="list-style-type: none"> • Write to all families to explain the School's policies regarding travel choices, and driving and parking in the neighbourhood of the School. The School will also ensure that all families are aware of the School's policy of encouraging independent travel for pupils from the age of 11. • Include a summary of this information in the next printing of the School's Prospectus Pack. • Make the objectives of the STP and the need for their regular co-operation in the collection of data to review and update the Plan clear to all families. • The School will continue to hold regular safety briefings with the local police and pupils. • Liaise with Camden to establish a "Travel Buddy Scheme" for pupils to use public transport with friends. 	<p>Jan 2008</p> <p>June 2008</p> <p>Jan 2008</p> <p>March 2008</p>	<p>Headmaster's Office</p> <p>Keith Garwood</p> <p>Keith Garwood Claire Cullen</p>	
9	1,2,6	The School has decided to concentrate its efforts on increasing walking, cycling and the use of public transport by pupils and has not put in any specific targets for car sharing.	<p>The School does wish to decrease congestion in the area and thus families will be informed that they should consider car sharing if they do not live near public transport or within walking distance.</p> <ul style="list-style-type: none"> • The School will promote car sharing by setting up a car share register. • All parents will be sent details of The most directly affected staff will be sent details of how to register on the Liftshare or Jambusters sites (http://www.liftsharesolutions.com http://www.jambusterscarshare.co.uk/) 	<p>Jan 2008</p> <p>Jan 2008</p> <p>Jan 2008</p>	<p>Headmaster's Office</p> <p>Keith Garwood</p> <p>Keith Garwood</p>	

10	6	Establish links between the STP and the taught curriculum	<p>Incorporate local environmental issues into the taught curriculum for students by:</p> <ul style="list-style-type: none"> • Hold at least one assembly a term on environmental and travel issues. • Include the issue in Personal, Social & Health Education, • Include the issue in Geography, Physical Education and Science. <p>The initial target will be pupils in Years 7 and 8. The School is looking at extending this process to the curriculum for older pupils.</p>	<p>Issued in? Reissuing the pack in Jan 2008.</p>	<p>Headmaster, Deputy Head (Academic)</p>	<p>Environmental issues have been incorporated into Geography, PE and Science.</p>
11	3,4,5	Work With Agencies to Increase Safety on the Streets	<ul style="list-style-type: none"> ▪ Maintain a regular programme of education for pupils and parents in street safety ▪ prepare a guide of the safest walking routes to school ▪ involve older pupils in the education of youngsters and discuss how to establish a Travel Buddy scheme with Camden's STP Officer ▪ consult with parents and pupils to identify locations where they feel less safe on their school journey and pass relevant info to Met Police ▪ Monitor frequency and details of incidents and pas to Met Police on regular agreed basis 	<p>Sept 2006. Repeated Jan 2008</p> <p>Reissue Jan 2008</p> <p>March 2008</p> <p>Insert date of next surveys</p> <p>When?</p>	<p>Deputy Head (Pastoral)</p> <p>Keith Garwood</p> <p>Keith Garwood Claire Cullen</p> <p>Who is involved from the School?</p> <p>Who does this?</p>	<ul style="list-style-type: none"> • UCS participation in Metropolitan Police "Young Peoples" survey to support/enable local Safer Neighbourhoods Teams. • School links including regular information sharing have been established with: PC Sarah Luty 7146 EK and the Frognaal & Fitzjohns Safer Frognaal.Fitzjohns.SNT@met.police.uk (Sarah.Luty@met.police.uk)

12	2,6	Encourage increased awareness of healthy living issues particularly the inclusion of exercise and sports into the School week	<ul style="list-style-type: none"> Links to the PSHE curriculum established in 2007 Invest £7M investment in a new sports centre to increase opportunities for indoor sport and swimming. The School has increased its spend/per pupil on fresh food, cooked on site. The menus are reviewed every term to ensure they meet stringent healthy eating standards. Apply to be a Healthy School Apply to be an Eco School 	Date? Sept 2007? Oct 2007, Jan 2008 April 2008 Jan 2008 Jan 2008	SMT The Council Catering Manager and Keith Garwood ? Keith Garwood Keith Garwood	
	STAFF					
13		Increase the journeys per week of staff walking to school by 3%	<ul style="list-style-type: none"> The School will carry out a further staff survey to staff concerns about personal safety and to identify "hotspots". This information will be shared with the local police and a programme to address these concerns will be put in place. The School will provide details to the Camden STP officer Send all staff details of the Walkit website (www.walkit.com) and link it to the School Web site Provide lockers for all staff to reduce deterrent effect of load carrying. 	Insert date of next Staff Survey Jan 2008 Was this done?	Keith Garwood Claire Cullen Keith Garwood	

14	1,4	Increase the journeys per week of staff walking to school by 3%	<ul style="list-style-type: none"> The School will carry out a further staff survey to staff concerns about personal safety and to identify "hotspots". This information will be shared with the local police and a programme to address these concerns will be put in place. The School will provide details to the Camden STP officer 	Insert date of next staff survey	Keith Garwood, Jane Simmonds	
15	1,2,5,6	Increase the journeys per week of staff cycling to school by 4%	<ul style="list-style-type: none"> Send staff details of the local cycle routes will also be included, along with cycle safety publicity material. Send staff details of the cycle training available from Camden Send staff details of the cycle purchase scheme. 	Jan 2008 Jan 2008 Sep 2008	Headmaster's Office Keith Garwood Keith Garwood	
16	1,5	Increase the journeys per week of staff using public transport by 3%	<ul style="list-style-type: none"> Update and extend current joining pack The pack will include a clear statement of the School's policy on travel choices, and specific references to the STP. The Pack will include: <ol style="list-style-type: none"> comprehensive information about public transport services in the area, up-to-date bus routes, information about cheap travel using weekly or other season tickets, a local street map, showing direct routes to bus stops, Underground stations and road crossings. Details of local taxi firms Further promoting the School's existing scheme to offer interest-free loans to staff for the purchase of Season Tickets & Oyster Cards 	Review on an annual basis starting in the academic year 2006. Review progress in March 2008	Vice Master (staff); Headmaster's Office (pupils); Keith Garwood Keith Garwood	Staff Handbook amended Date?

17	1,4,5	Reduce number of staff travelling by car to school by 9%	<p>The School will survey the transport choices of staff on a regular basis, identify the individuals and localities where car use seems most prevalent and target information and encouragement regarding car sharing to the members of staff by setting up a Car Share Register.</p> <p>The most directly affected staff will be sent details of how to register on the Liftshare or Jambusters sites (http://www.liftsharesolutions.com http://www.jambusterscarshare.co.uk/)</p>	By January 2008	Keith Garwood	
18	1,6	Reduce number of staff travelling by car to school by 9%by further developing the Shared Equity Housing Scheme for Staff	<ul style="list-style-type: none"> • UCS was the first school in the area to develop a Shared Equity Scheme to encourage staff to purchase property closer to the School than would otherwise be possible for them. It was established (in close contact with the Charities Commission) in 1994. • The decision was taken in 2005 to apply to the Charities Commission to permit an increase in the volume of funds that the School allocates to support the scheme. The Commission has now agreed to this increase. • The School will continue to promote the scheme actively to all staff. In future, whenever a Shared Equity purchase is going ahead, the Keith Garwood will prepare for the purchaser a summary of appropriate public transport links between their new home and the School. 	<p>1994</p> <p>Jan 2005 How much did this cost?</p> <p>Jan 2008</p>	<p>Bursar; Keith Garwood</p> <p>Keith Garwood</p>	<ul style="list-style-type: none"> • Further to this, in June 2007, the School secured even further additional funding with a major bank to continue to support this initiative • Actioned. Process established

19	1,2,	Reduce congestion around the school site and improve parental driving habits.	<p>The School continually reminds parents of their obligation to reduce congestion, to drive safely and to park sensitively as well as legally. Copies of these letters are included as Appendix X.</p> <p>The School has employed a full-time Traffic Steward in 2005 to manage and monitor vehicle movements on the School site. With effect from Summer 2006, the Steward will also give attention to driving and parking within the immediate vicinity of the School.</p> <p>Prevent parents entering the School site to drop off or pick up pupils.</p>	<p>Review Jan 2008</p> <p>2005</p> <p>September 2006</p>	<p>Traffic Steward</p> <p>Keith Garwood</p>	<p>With shorter school terms, UCS already provides a 12% reduction in school run traffic in comparison to maintained schools of similar size.</p> <p>On site traffic has thereby reduced by in excess of 250 car movements per day, with inevitably commensurate reductions on local road traffic. This has not only further enhanced safety on site but has significantly increased the number of children arriving at School on foot. It has not visibly reduced congestion on local streets, increasing the belief that this is largely unrelated to UCS.</p>
----	------	---	--	--	---	--

20	1,2,3,4,5,6	Liaison with Camden	The School will maintain a regular dialogue with the appropriate departments at Camden, updating them on developments in the travel choices of the School community and of the impact of other road users upon the School. Traffic flows will be regularly gauged and their implications will be shared with Camden. The School will actively seek the support of Camden in achieving ongoing targets to reduce the volume of school-related traffic.	Continuing	Keith Garwood Claire Cullen, Camden	
----	-------------	---------------------	---	------------	---	--

Section 8 Monitoring Strategy

Commitment

UCS intends to carry out online pupil surveys once a year during a set week in October to avoid errors caused by differences in seasonal travel patterns. The School will also carry out annual staff and parent surveys. The staff survey will show how staff travel to work and how their journeys can be improved. As well as gathering hard data about travel patterns, the parent survey will focus on parents' views on the journey to School and what they think about recently implemented initiatives.

The School is also committed to annually update the School Travel Action Plan document as described below.

Annual summary

An annual summary will be produced in line with Camden's current data requirements. The annual summary will be added to the Travel Plan as an annex, providing an overview and an easily accessible history of Travel Plan work. The annual summary will be in tabular format in two parts: measures carried out, and a follow up of targets. There will also be an Evidence Portfolio which is added to throughout the year. This can be used for inspections,

The table summarising measures carried out will identify all the initiatives that the Travel Plan has contributed during the year, and will constitute the ongoing Travel Action Plan. For each measure listed, it will be noted if the measure is considered successful or not. If unsuccessful, a note will state why and what could have been done differently. For each measure, progress against the target will be assessed. If a target is not reached, notes will be included explaining why and what the School might have done differently.

Our next surveys will be held in: October 2008

Our Annual Progress review will be completed in: December 2008

Our full review of the School Travel Plan will completed in: January 2010

The persons responsible for ensuring the annual review will be done is: Jeremy Witts

When reviewing our School travel Plan we will take into consideration any issues arising from new developments in education and transport since the original STP was completed.


Section 9: Sign off and formal approval - School signatures

Section 8:


Sign off and formal approval - School signatures

Sign off and formal approval - School signatures

The following signatures confirm the school management have read and approve the contents of this document. By signing this document the school is committing itself to make every effort to resolve problems identified within the enclosed document and implement the actions identified. The school further acknowledges that they have committed to achieving all targets highlighted in their action plan and to the annual review and monitoring of the plan.



Headteacher




School Travel Officer

School Council Representative

**Kate Bennett
Chair PTA**

Signed:



Jeremy Witts DSO FRAeS

Clerk to the Council / Director of Finance & Administration

for and on behalf of the Council of Governors of University College School, Hampstead



Signed:

**Captain of Monitors
Head Boy**

Council signatures

The following signatures confirm that the document has been Quality and Assessment checked by representatives from the relevant Education and Transportation departments at the Council

School Travel Plan Officer

**Assistant Director
(Education/ Children's Services)**
For the School:

**Assistant Director
(Planning)**

Appendix 1:

Letter of Intent

Kenneth Durham, Headmaster



When University College School was founded in Gower Street in 1830 as part of University College, the first and over-riding aim was to promote principles of liberal scholarship. This is as true today as it was then. Intellectual curiosity, breadth of study and independence of mind combine to achieve academic excellence; they are not subordinate to it.

UCS has always been proudly inclusive in terms of race and creed. The School seeks to foster in its students a sense of community and a respect for others, alongside a tolerance of and sensitivity to the individual. This is central to our ethos. We recognize now, at the start of our second century in Hampstead, that, for today's young people, such a sense of community and of social and individual responsibility must include a full understanding of the environmental and personal impact of private travel choices.

This School already does much, both in academic and in pastoral terms, to promote awareness of the environment amongst the pupils and to encourage them in adopting a healthy life style, for themselves and others.

The governors and managers of UCS have decided now that we should take this a further step, building a commitment to the reduction of School-related traffic into all of our future Development Plans. This first UCS Senior School Travel Plan (the first such Plan for any Secondary School in Hampstead) represents just the first stage in our desire to educate the entire UCS community in the huge importance of personal travel choices for the long-term health and safety of themselves and of the wider community.

We cannot achieve this alone. We will require the support of students and staff and their families. Just as important will be the cooperation and support of Camden, Transport for London, the Police and other local services. Together, we can make a difference.

Appendix 2: Baseline Information

Pupil and Parent Surveys

On line surveys have been carried out on the following dates:

Pupils:
Autumn 2006

Parents:
Autumn 2006
Summer 2006

Staff:
Autumn 2006

A further Hands Up Survey was held in February 2008 (29.2.2008) with 610 of the 743 pupils taking part.

Who was surveyed? All UCS Senior School pupils and their parents were asked to complete the survey, which was conducted in November 2006.

What was the response rate? 537 pupils answered the survey (out of a possible 743). 225 parents answered the survey, which is a significantly smaller proportion than pupils, but a large enough sample on which to conduct analysis.

How was the survey undertaken? The survey was conducted online through the community website Cityneighbours.com

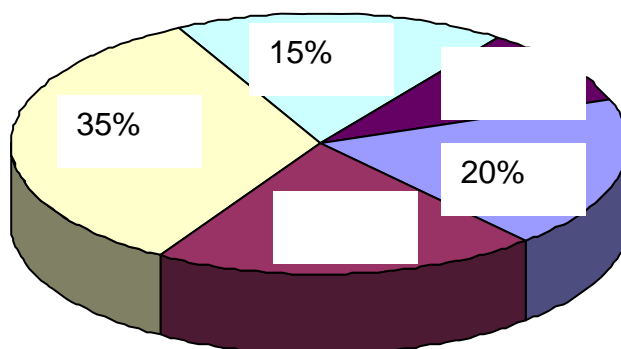
What type of survey was used? The survey was designed according to standard market research guidelines and examined how students currently travel to School, as well as their parents' attitudes to the different forms of transport available. It gave parents the opportunity to comment on their particular situation.

Concerns About The School Trip And Safety. Parents provided a wealth of qualitative data, suggestions and ideas in the survey. A copy of comments concerning safety and a potential School Bus is available from the School.

Parent, Pupil & Staff Survey Feedback and Analysis. A detailed breakdown of the responses from pupils explaining why they do not use various modes of transport, and what might encourage them to change their preferred mode of transport can be found as Appendix 3. Appendix 4 deals with responses from parents, primarily regarding car sharing and public transport, as well as their feelings on a possible School bus for UCS Senior School. Appendix 5 deals with staff survey feedback.

Post Code Analysis – Pupil Distance from School

This chart shows the proportion of pupils living within certain distance ranges from the School.

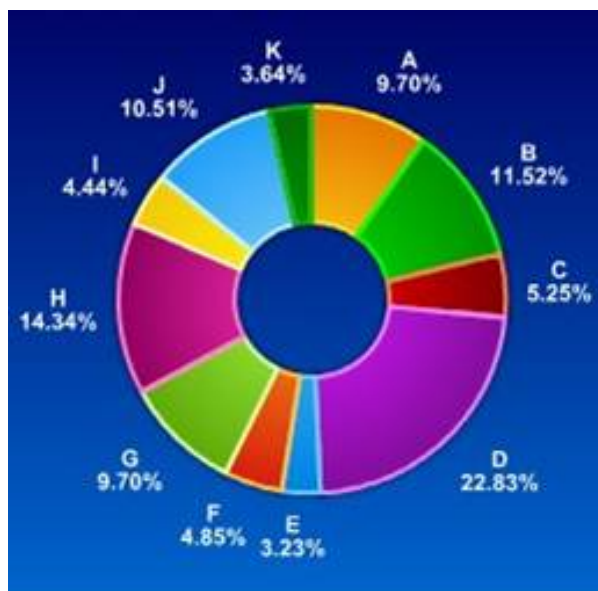


Appendix 3: Pupil Survey: Feedback and Analysis

WALKING

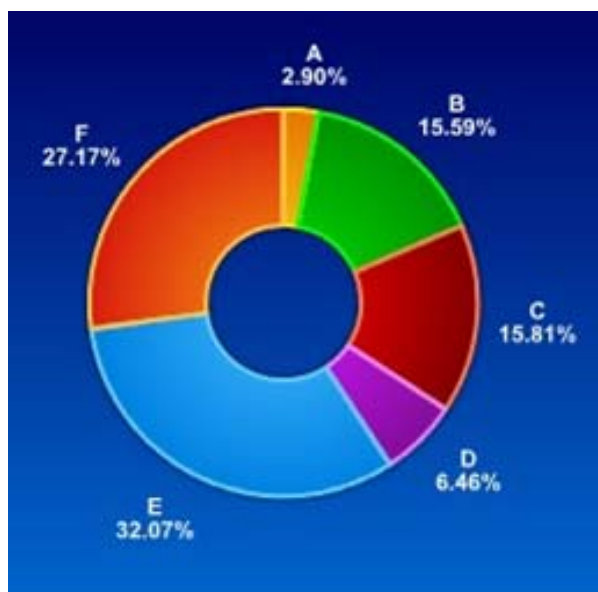
Question 12: What do you DISLIKE about WALKING to school?

- A. Too much traffic / traffic is too fast
- B. It takes too long
- C. The road is too dangerous
- D. I have too much to carry
- E. The pavements are too narrow
- F. There are not enough crossing places
- G. I may be harassed
- H. The weather is often bad
- I. It is too far to walk
- J. Nothing - I like walking
- K. Other



Question 13: What would encourage you to walk more?

- A. Some form of adult supervision
- B. Less traffic/safer roads
- C. More police presence
- D. Better pavement conditions
- E. Nothing – I don't want to walk to School
- F. Other

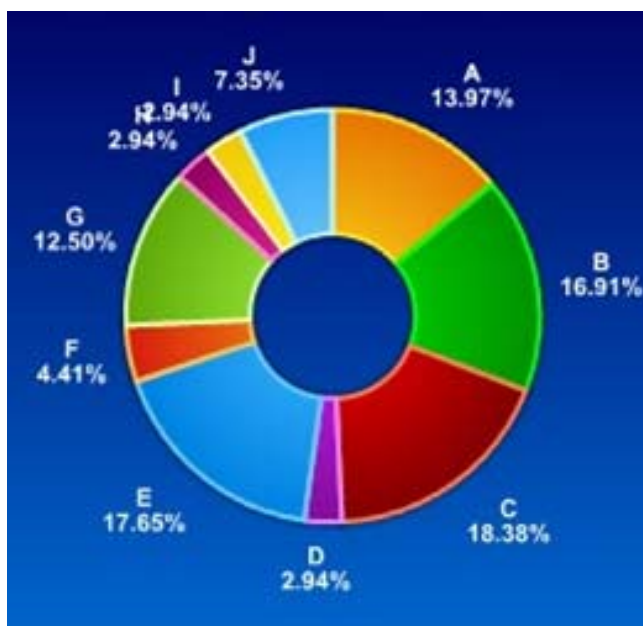


The greatest problem facing pupils walking to school would at first appear to be the load they carry. In a separate question, over 39% of pupils reported having to carry books, equipment and/or heavy instruments that are too heavy, big or very awkward to get to School with them more than once a week.

However, as Questions 34 and 35 indicate below, personal safety is a much greater factor than it first appears to be here, which would explain why “police presence” and “safer roads” are such significant answers in Question 13.

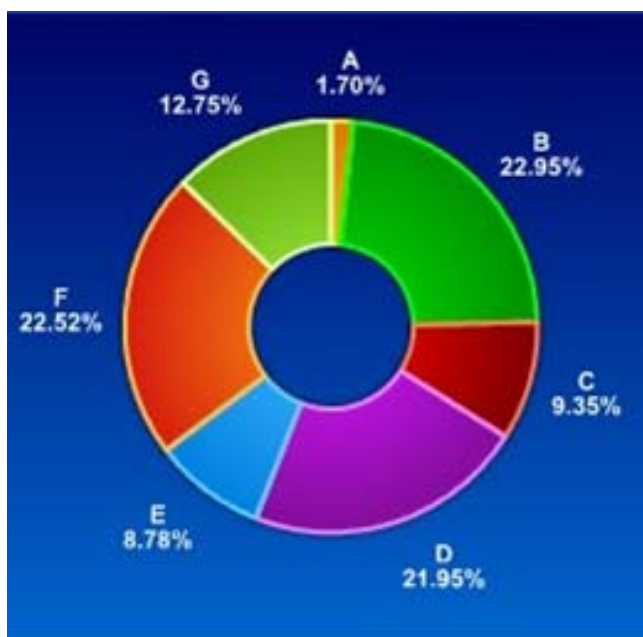
Most of the qualitative comments made by pupils regarding walking dealt with the distance being too great. This is not surprising given that 73% of UCS's pupils live more than one mile away from the School and nearly 40% live beyond two miles.

CYCLING



Question 16: What do you DISLIKE about CYCLING to School?

- A. There is too much traffic
- B. The roads are too dangerous / traffic is too fast
- C. I have too much to carry
- D. There is nowhere safe to leave my bike
- E. There are no cycle lanes
- F. I may be harassed
- G. The weather is usually bad
- H. It is too far to cycle
- I. Nothing - I like cycling
- J. Other



A. Question 17: What would encourage you to Cycle more?

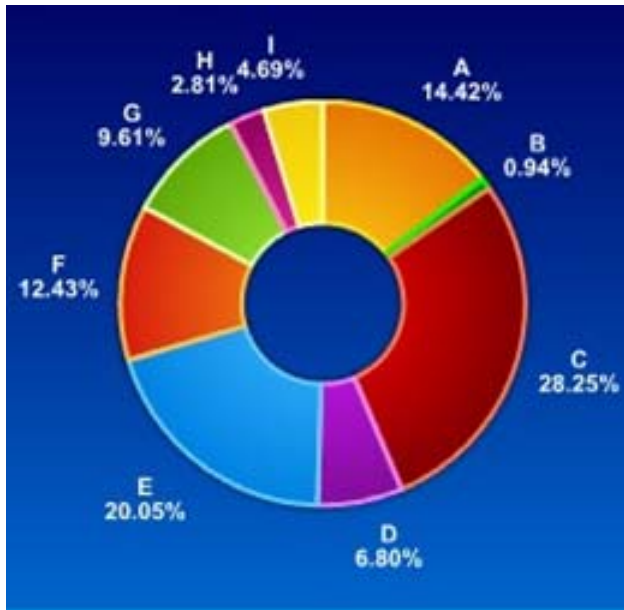
- B. Some form of adult supervision
- C. Less traffic/safer roads
- D. Better road conditions
- E. Cycle lanes
- F. Safer place to lock my bicycle
- G. Nothing - I don't want to bicycle to School
- H. Other

As it currently stands, most pupils do not feel safe on the road, but would if dedicated bicycle lanes were made available and other measures were taken which reduced their perception that the roads were dangerous. These might include careful selection of routes and training to cope with traffic conditions. Pupils also commented that they would be encouraged to cycle if there was safe and secure cycle storage and if they had access to larger lockers.

Question 34 (below) points out that most pupils have been involved in a near-miss traffic accident during the School year, either while walking or cycling, which indicates that this may not be a safe option.

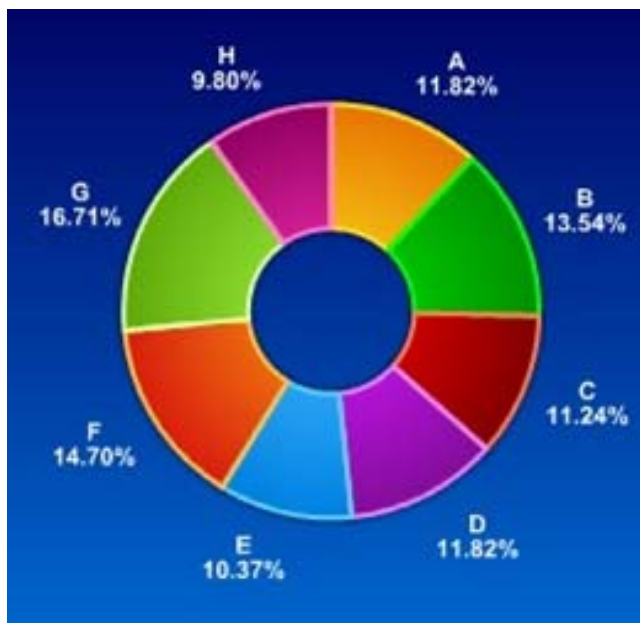
Qualitative comments regarding cycling were mostly concerns of a road-safety nature, as well as a number of pupils who do not own a bike, or are too concerned their bike would be stolen.

PUBLIC TRANSPORT



Question 20: What do you DISLIKE about PUBLIC TRANSPORT?

- A. It takes too long
- B. It is too quick
- C. It is too crowded
- D. I don't feel safe
- E. There are too many traffic jams/delays
- F. I don't get any fresh air
- G. I don't get any exercise
- H. Nothing - I like taking public transport
- I. Other



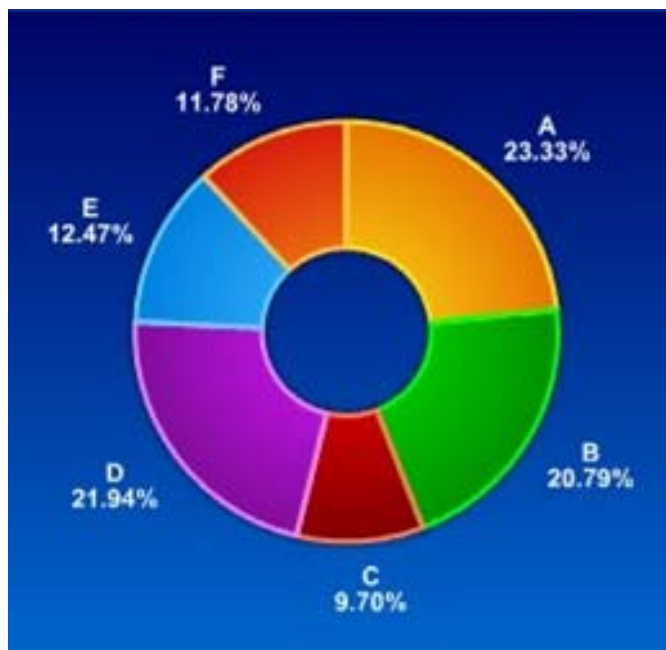
Question 21: What would encourage you to use PUBLIC TRANSPORT?

- A. A tube/bus route near where I live
- B. Fewer delays/cancellations
- C. Safer conditions on the bus/train/tube
- D. Less crowded buses/train/tube
- E. Cheaper fares
- F. More frequent buses/trains/tubes
- G. Nothing – I don't want to take public transportation
- H. Other

Clearly the main complaint with public transport is overcrowding, both in the bus and on the streets. The time when pupils are going to school is when most people are going to work, and pupils don't seem to feel there are enough buses to cope, and that the overall increase in traffic results in a much longer trip to School. Opinions on how to encourage public transport use seems to be evenly spread, however.

Most of the qualitative statements made by pupils were of a general concern for safety.

OTHER QUESTIONS

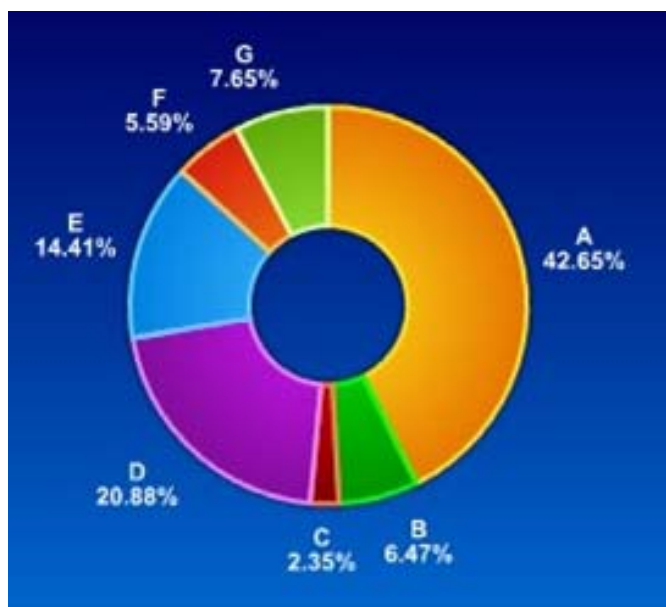


Question 34: Have you been involved in any of the following problems either TO or FROM school in the past year?

- A. Near-miss traffic accident (101)
- B. Been the victim of a mugging (90)
- C. Been bullied or harassed by other children (42)
- D. Been approached by a stranger who scared you (95)
- E. Got lost (54)
- F. Other (51)

Total: 433 out of 537 respondents

The above chart indicates that most pupils have had some form of distressing situation during the school year, the most common of which appear to be traffic related or personal safety. Most of those answering "Other" reported being mugged or attempted muggings.



Question 35: If you were involved in any such incident, how were you travelling?

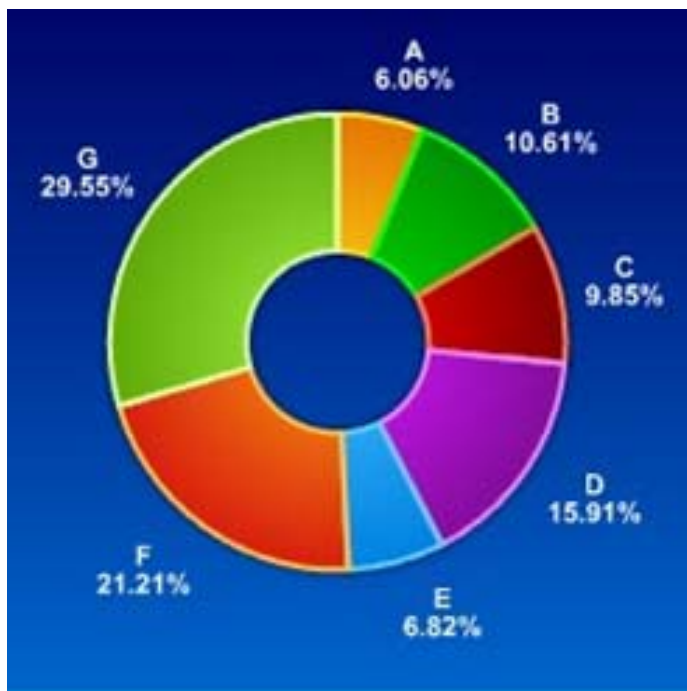
- A. Walking
- B. Cycling
- C. School Bus
- D. Other bus
- E. Train
- F. Car
- G. Other

The vast majority of those involved in these incidents were either walking or taking some form of public transportation. As this is a very significant find, we have broken the numbers down further:

- ♦ Of the 101 pupils involved in a near-miss accident, 45 (44.5%) were walking. The other 56 were almost evenly split between taking the bus, train, car or bicycle.
- ♦ Of the 90 pupils involved in a mugging, 58 (64.4%) were walking. Most of the others took public transportation.

- ♦ Of the 42 pupils who were bullied or harassed, 26 (61.9%) were walking. Most of the others took public transportation.
- ♦ Of the 95 pupils who were approached by a stranger, 47 (49.5%) were walking. Most of the others took public transportation.
- ♦ Of the 54 pupils who got lost, 31 (57.4%) were walking. Most of the others took public transport.

Appendix 4: Parent Survey: Feedback and Analysis



Question 6: If you are not part of a regular car share arrangement, please tell us why not?

- A. Too time consuming
- B. Too inconvenient
- C. No other local children
- D. My car is filled with my own children
- E. Can't find share partners – don't know who to approach
- F. Its on my way to work - no time to go elsewhere
- G. Other

Many of the respondents had personal reasons for not being involved in a car share; namely either having a carload of children already or having to get to work. It is unlikely that anyone from these groups can be convinced to car share. However, a significant portion indicated they either didn't know who to approach or found the matter too inconvenient, which we hope the School Journeys program will be able to assist in. Most of those responding "other" indicated that they do not drive to School on a regular basis, only occasionally.

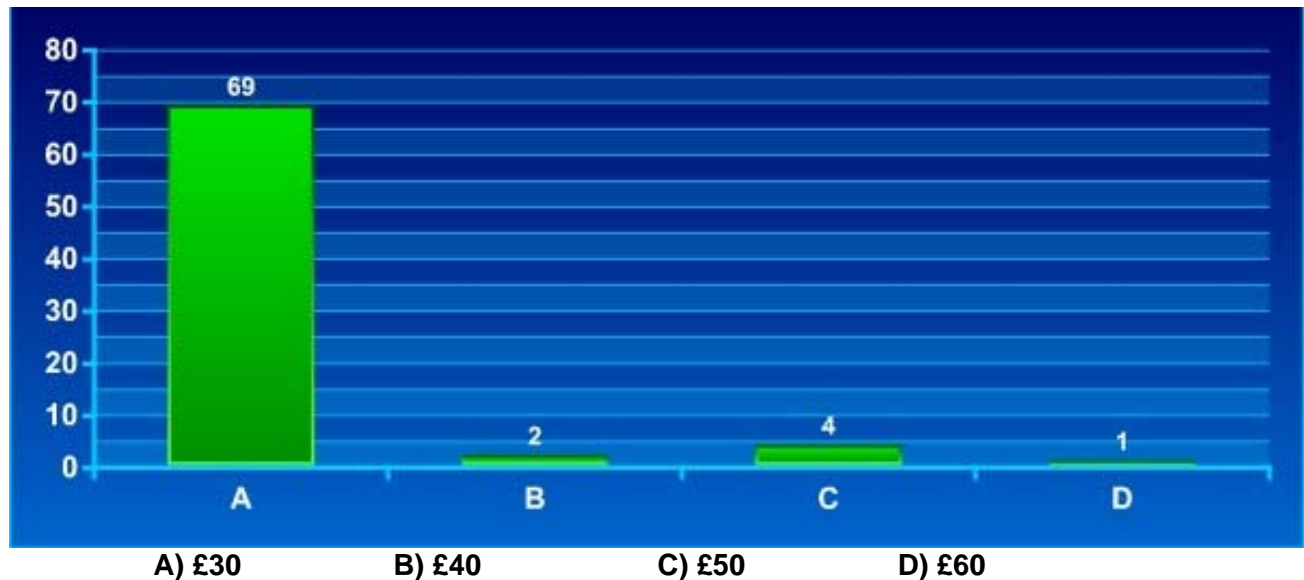
Question 13: Would you be interested in a School bus program provided by UCS?



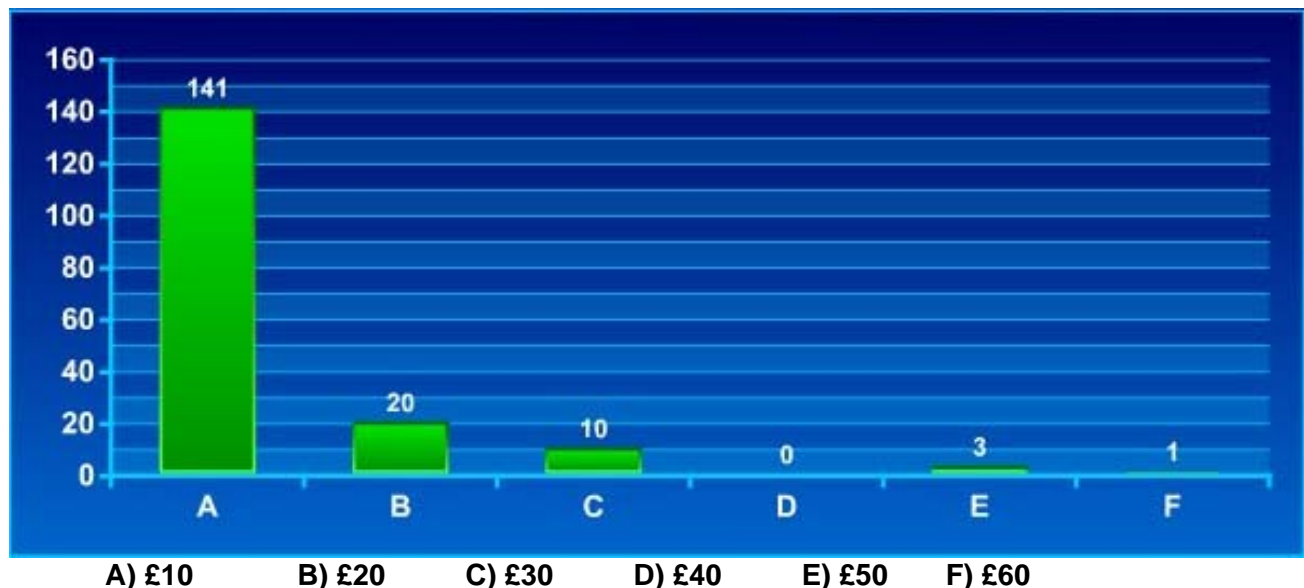
Though most answered No, there seems to be enough support for three buses. Please note that only 225 parents (out of 743 pupils) answered this question, so number of parents who might be interested could be much higher.

Most of those not interested in a school bus program were already happy with their current travelling to school arrangements. Those that gave other answers mostly focused on cost issues (buses are free, school bus would be too expensive, tube is less expensive, etc.) Some noted that due to after-school activities many pupils have, a return school bus home might not be viable.

Question 18: What is the maximum you would be willing to pay for a school bus service?



Question 19: What do you estimate your current cost of travel to and from school to be?



The above two charts indicate the reason more parents are not interested in school bus. The minimum cost projected by UCS at this time is £30 per week, while most responding parents feel they pay less than that already. The fact that around 60 parents in this sample would consider paying more in exchange for the safety and convenience of a dedicated school bus is significant.