

R - Roundels

R1/1 - R1/4



Platform station name roundel and way out
fence-mounted / wall-mounted
1400mm x 1045mm

R2/1 - R2/3



Platform station name roundel and way out
fence-mounted / wall-mounted
1400mm x 1045mm

D - Directional overhead signs

D1/1

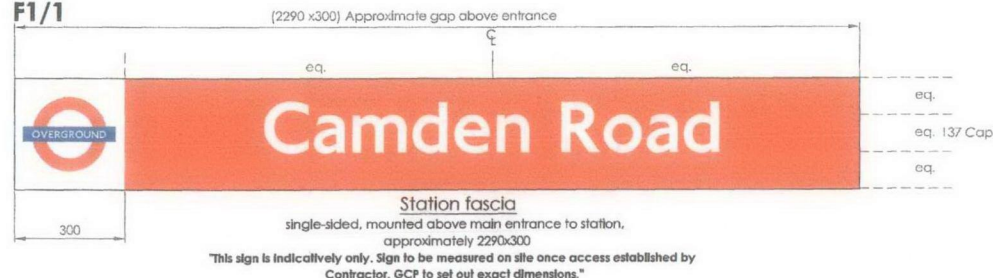


D2/1




F - Fascias

F1/1



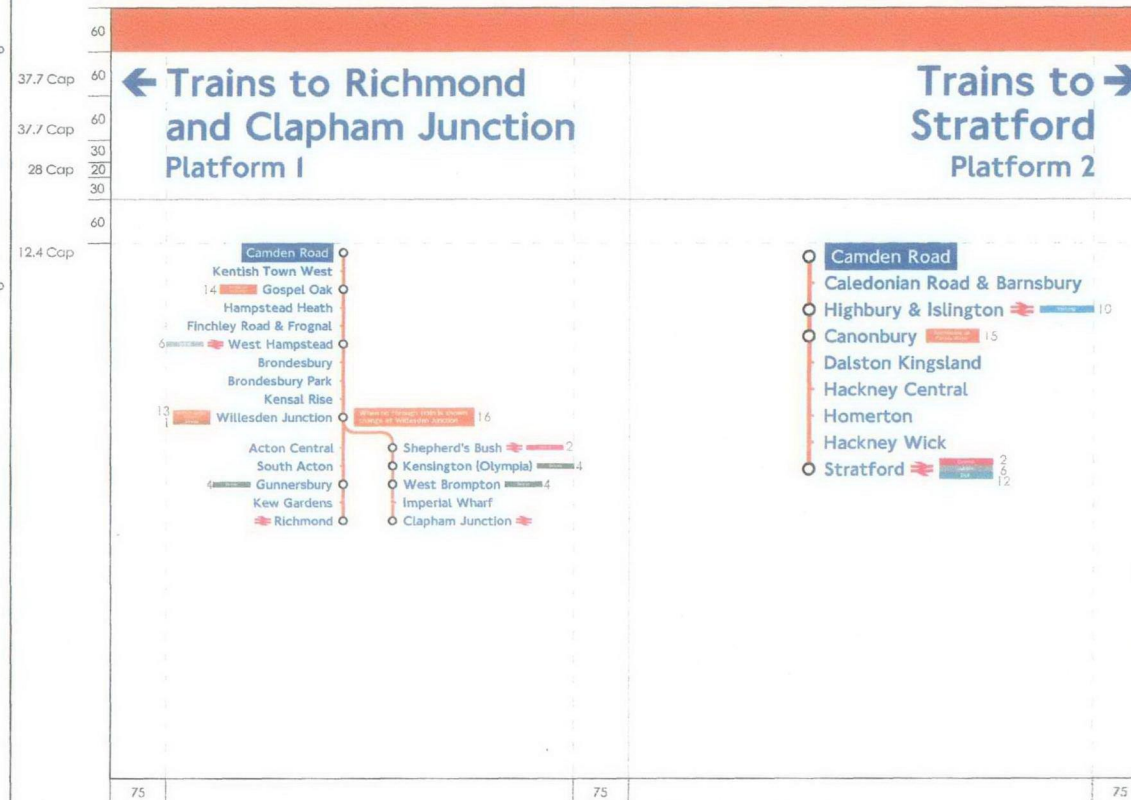
F2/1 - F2/3



Scale 1:10

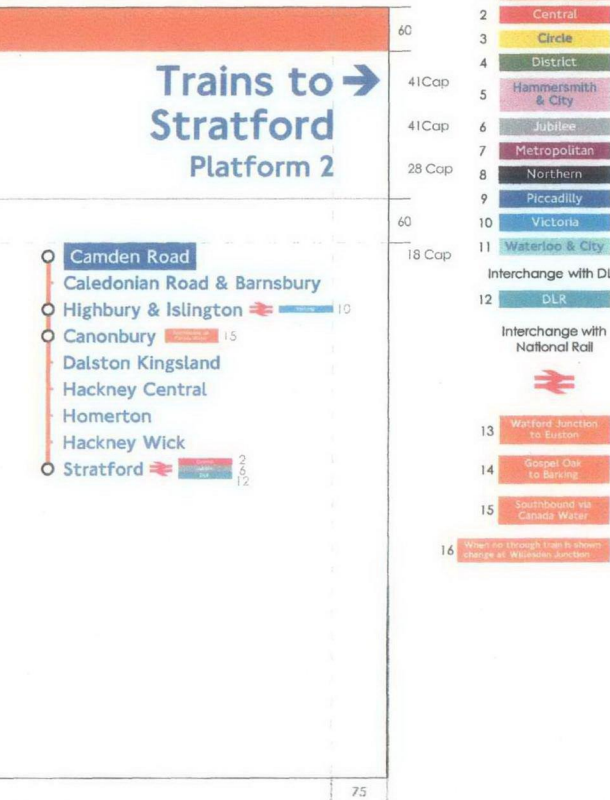
LD - Line Diagrams

LD1/1

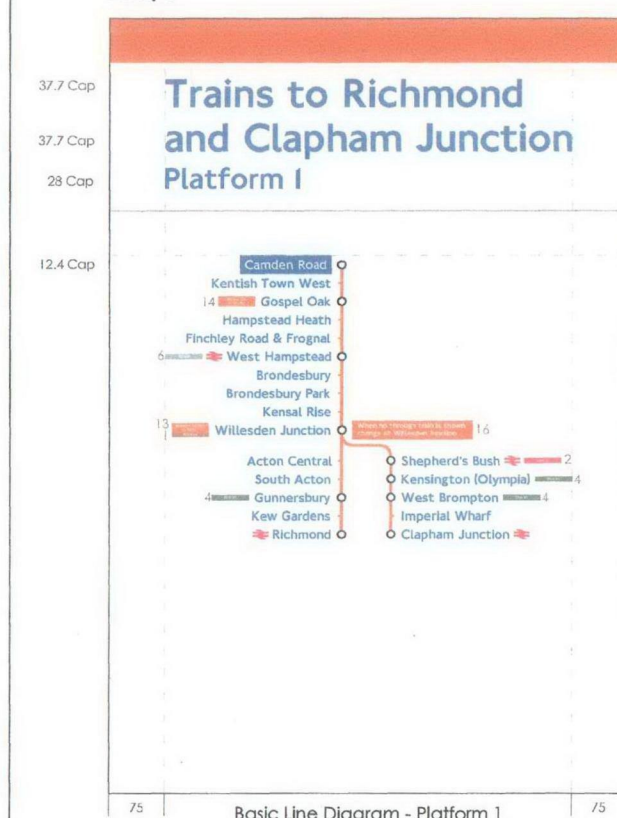


Directional Line Diagrams - Platform 1 and Platform 2
Wall mounted unit in booking hall area
1400mm x 1045mm

LD2/1

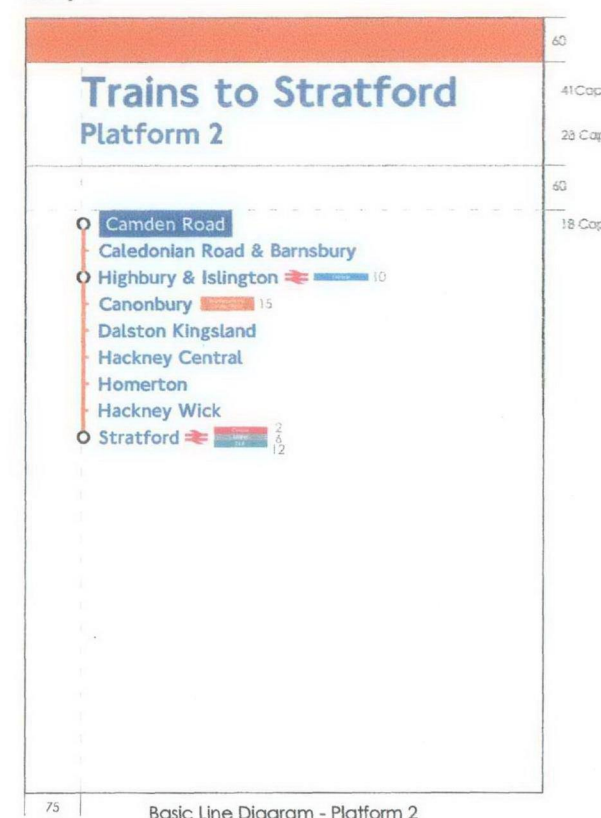


LD3/1



Basic Line Diagram - Platform 1
Wall-mounted
700mm x 1045mm

LD4/1



Basic Line Diagram - Platform 2
Post-mounted
700mm x 1045mm

LD1/1 and LD3/1 line diagrams to be drawn initially in original size - 18 Cap; and scaled down to fit margin for all elements to remain in proportion.

Scale 1:5

General notes

- This drawing is the copyright of GCP Rail Ltd and should not be reproduced without prior written approval.
- This drawing is to be read in conjunction with all relevant drawings, specifications and contract documents.
- This drawing must be read in colour.
- All dimensions are in millimetres (mm) and all levels are in metres (m). All dimensions and levels are to be checked on site prior to work commencing or preparation of shop or working drawings. All discrepancies are to be brought to the attention of the Engineer for a decision before proceeding with any work. Do not scale from drawings.
- To be read in conjunction with the following standard Notes and Drawings: civil/architectural notes refer Drawing No. STD-PAD-P-110-5-01, Standard signs refer Drawing No. STD-PAD-P-90-5-01, Signage support and foundations, STD-PAD-P-110-5-12, 13.
- All Materials and Workmanship shall be in accordance with current and specified standards and the Project Standard Specification.
- No existing safety signage is to be removed. If temporary removal of existing safety signage is required to complete any works the contractor is to submit a method statement to ensure continuation of existing safety conditions.
- Each sign has a unique number. TITAN and CBS Outdoor Ltd advertisement boards are outside the scope of works.
- The user of these documents shall be familiar with the "Designers Risk Assessment" prior to commencement of any work on site and shall take all appropriate measures necessary to minimise Health and Safety risks associated with the works.
- Signage to be fitted to support structures with standard TIL Mounting System. Coordination between the signage contractor and frame contractor is required.
- Poster frames to be Mounted to Free Standing Frame Units as per TIL drawing, FSU1000, Free Standing Frame Unit: General Arrangement.

project no.
1036 - 029

01 Issued for pre construction approval
02 Issued for LOROL for early approval

GCP Rail Ltd
42 Tabard Street
London SE1 4JG
t: 020 7487 3047
f: 020 7357 9949
www.gcp.rail.co.uk

drawing status
PRE CONSTRUCTION APPROVAL

project
client
project title
London Overground
Camden Road Station

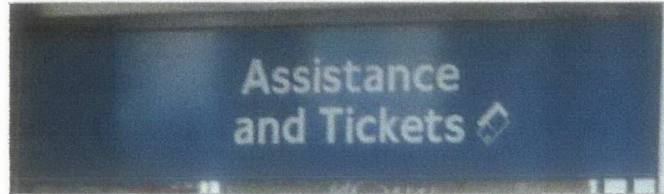
drawing title
Station Signage
Signs Specific to this Station
Sheet 1 of 2
scale (A1)
As Shown
date
09.10.09
drawn
DLD
checked
MT

reference
drawing no.
CMD-PAD-P-99-5-01
revision
01

Entrance Approach & Booking Hall Existing Signage to be Reused / Adapted or Relocated:



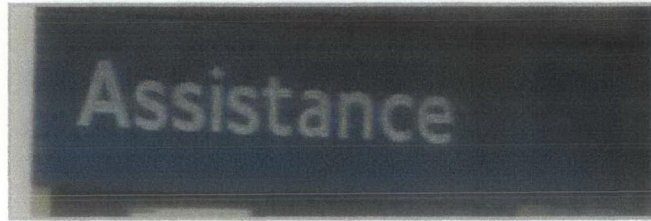
DO1/1 - DO1/4 Existing No. 26,29,35 & 39
Private
door-mounted: to be **retained**



TK2/1 - Existing No. 18
Ticket window sign:
to be **retained**



DO3/1 - Existing No.30
Caution door opens outwards
door-mounted: to be **retained**



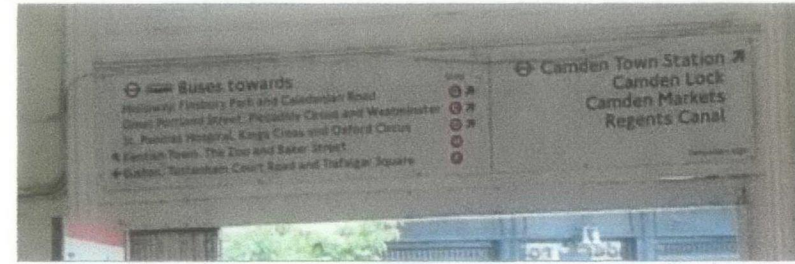
Existing No. 19
Ticket window sign:
to be **retained**




FB/1 - Existing No. 27
Free standing service update board
to be **reused**




S1/1 Cycle Parking Sign -
Existing No sign. 27
Free standing service update board
to be **reused**




Existing No. 7
Bus information sign, mounted on post: to be **retained**



Existing No. 36 platform information sign, wall-mounted:
to be **adapted**




TK5/1 & 2 - Existing No. 11 & 12 Ticket panel
mounted onto vending machine:
to be **retained**



Existing No. 43
platform information sign, wall-mounted:
to be **adapted**

Note:
Existing temporary signs to be adapted by applying solid overlay over "Temporary sign" wording, as shown on the generic examples on drawing STD-PAD-P-90-5-02.

Platform 1 - Existing Signage to be Reused / Adapted or Relocated:



Existing No.45
Limited clearance
wall-mounted:
to be **retained**



Existing No.68
Limited clearance,
door-mounted: to be **retained**



Existing No. 53
Neighborhood policing team,
door-mounted:
to be **retained**



Existing No. 74
Station management team,
door-mounted: to be **retained**



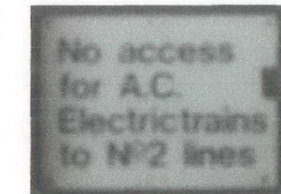
W1/1 - Existing No. 47
end-of-platform warning
wall-mounted to one side: to be **retained**




W1/2- Existing No. 80
end-of-platform warning
fence-mounted: to be **relocated**




DO1/5 - DO4/14 - Existing Nos.
48,50,52,54,58,69,70,73,75 & 78
Private
door-mounted: to be **retained**



Existing No. 44
No Access for A.C..... to be **retained**



Existing No. 79
Car stop (S)
column-mounted: to be **retained**




Existing No. 57
Platform No. 1,
double-sided, mounted to
canopy from droppers:
to be **adapted & relocated**



Existing No.70
Revenue Protection,
door-mounted: to be **retained**




Existing No.66
Prosecution,
door-mounted: to be **retained**



Existing No. 51
Fire exit keep clear,
door-mounted: to be **retained**

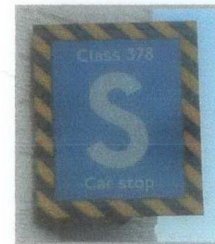


Existing No. 64
way out, double-sided, wall-mounted
at one side: to be **adapted & retained**



Existing No. 49
Caution chemical hazardous
material, door-mounted:
to be **retained**


Platform 2 - Existing Signage to be Reused / Adapted or Relocated:



Existing No. 100
Car stop (S)
wall edge-mounted:
to be **retained**



Existing No.103 & 104
post-mounted:
to be **retained**



Existing No.105
Limited clearance, wall-mounted:
to be **retained**



Existing No. 98 way out, wall-mounted,
overhead
staircase area: to be **adapted**



Existing No. 82
Platform No. 2,
double-sided,
mounted to column:
to be **adapted & relocated**




Existing No. 101
Black Car stop (S)
post-mounted:
to be **retained & relocated**



W1/3 - Existing No.81
end-of-platform warning
fence-mounted: to be **relocated**



Existing No. 86
way out, wall-mounted:
to be **adapted & retained**



Existing No. 97 way out, double-sided
double-sided, wall-mounted
at one side: to be **adapted**



W1/4 - Existing No.102
end-of-platform warning
wall-mounted to one side: to be **retained**



Existing No.83
number lighting, double-sided
column-mounted:
to be **relocated**



DO2/1 - Existing No. 89
No smoking sign
mounted in waiting shelter:
to be **retained**

general notes

1. This drawing is the copyright of GCP Rail Ltd and should not be reproduced without prior written approval.
2. This drawing is to be read in conjunction with all relevant drawings, specifications and contract documents.
3. This drawing must be read in colour.
4. All dimensions are in millimetres (mm) and all levels are in metres (m). All dimensions and levels are to be checked on site prior to work commencing or preparation of shop or working drawings. All discrepancies are to be brought to the attention of the Engineer for a decision before proceeding with any work. Do not scale from drawings.
5. To be read in conjunction with the following standard Notes and Drawings: civil/architectural notes refer Drawing No. STD-PAD-P-110-5-01. Standard signs refer Drawing No. STD-PAD-P-90-5-01. Signage support and foundations, STD-PAD-P-110-5-12, 13.
6. All Materials and Workmanship shall be in accordance with current and specified standards and the Project Standard Specification.
7. No existing safety signage is to be removed. If temporary removal of existing safety signage is required to complete any works the contractor is to submit a method statement to ensure continuation of existing safety conditions.
8. Each sign has a unique number. TIFAN and CBS Outdoor Ltd advertisement boards are outside the scope of works.
9. The user of these documents shall be familiar with the "Designers Risk Assessment" prior to commencement of any work on site and shall take all appropriate measures necessary to minimise Health and Safety risks associated with the works.
10. Signage to be fitted to support structures with standard TIF Mounting System. Coordination between the signage contractor and frame contractor is required.
11. Poster frames to be Mounted to Free Standing Frame Units as per TIF drawing, FSU1000, Free Standing Frame Unit: General Arrangement.

gcp reference

project no.
1036-029

revision

Rev	Description	By	Date	CHK
01	Issued for pre construction approval	DLD	23.03.10	MT
00	Issued to LOROL for early approval	DLD	01.02.10	MT

contact

GCP Rail Ltd
42 Tabard Street
London SE1 4JU
t: 020 7407 3047
f: 020 7357 9949
www.gcp Partnership.co.uk

gcp
partnership

drawing status

PRE CONSTRUCTION APPROVAL

project

client
LOROL
project title
London Overground
Camden Road Station

drawing

drawing title
Proposed Station Signage
Signs Specific to this Station
Station - Sheet 2 of 2
scale @ A1
date
19.09.09
drawn
DLD
checked
MT

reference

drawing no.
CMD-PAD-P-99-5-02
revision
01