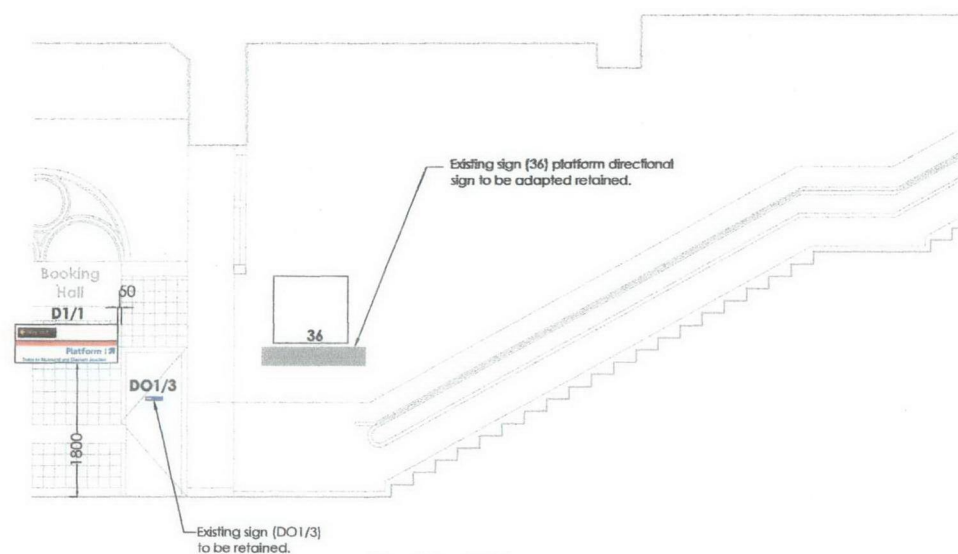
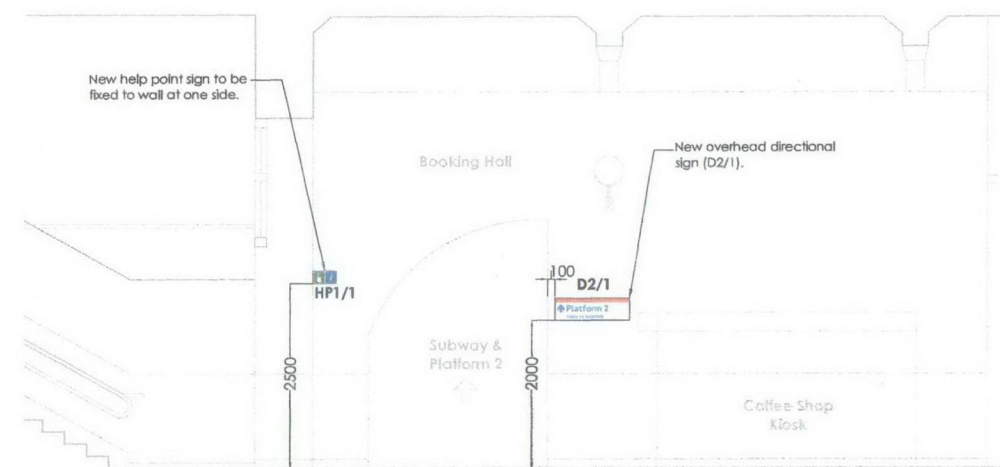


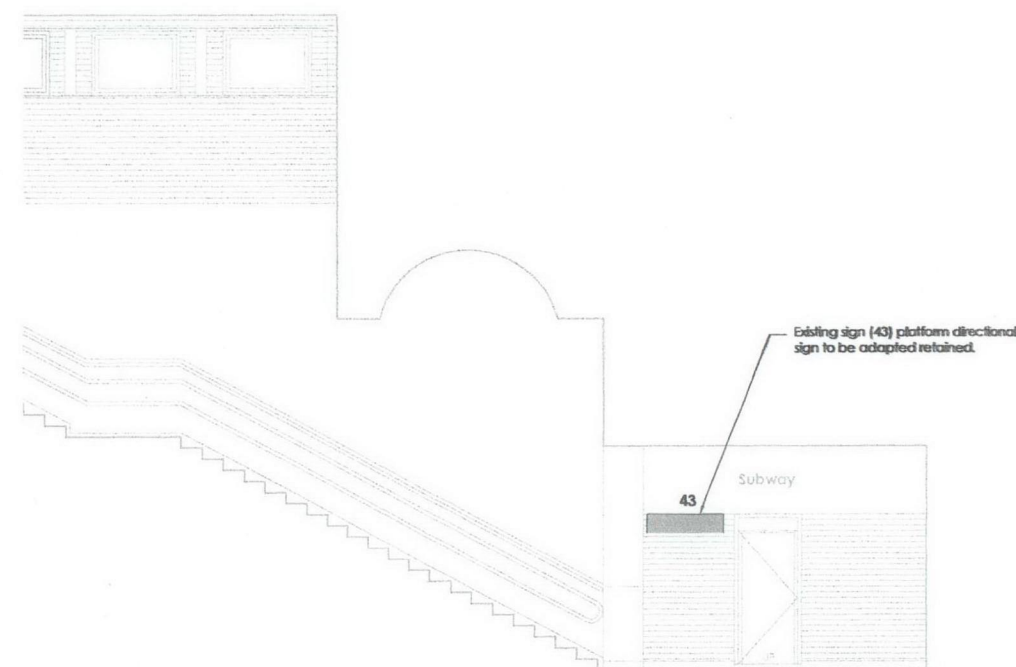
Underpass & Stairs Key Plan  
N.T.S.



Section E-E



Section D-D



Section F-F

#### general notes

1. This drawing is the copyright of GCP Rail Ltd and should not be reproduced without prior written approval.
2. This drawing is to be read in conjunction with all relevant drawings, specifications and contract documents.
3. This drawing must be read in colour.
4. All dimensions are in millimetres (mm) and all levels are in metres (m). All dimensions and levels are to be checked on site prior to work commencing or preparation of shop or working drawings. All discrepancies are to be brought to the attention of the Engineer for a decision before proceeding with any work. Do not scale from drawings.
5. To be read in conjunction with the following standard Notes and Drawings: civil/architectural notes refer Drawing No. STD-PAD-P-110-5-01. Standard signs refer Drawing No. STD-PAD-P-90-5-01. Signage support and foundations, STD-PAD-P-110-5-12, 13.
6. All Materials and Workmanship shall be in accordance with current and specified standards and the Project Standard Specification.
7. No existing safety signage is to be removed. If temporary removal of existing safety signage is required to complete any works the contractor is to submit a method statement to ensure continuation of existing safety conditions.
8. Each sign has a unique number, TITAN and CBS Outdoor Ltd advertisement boards are outside the scope of works.
9. The user of these documents shall be familiar with the "Designers Risk Assessment" prior to commencement of any work on site and shall take all appropriate measures necessary to minimise Health and Safety risks associated with the works.
10. Signage to be fitted to support structures with standard TIL Mounting System. Coordination between the signage contractor and frame contractor is required.
11. Poster frames to be Mounted to Free Standing Frame Units as per TIL drawing, FSU1000, Free Standing Frame Unit: General Arrangement.

- Existing sign to be reused
- Proposed new sign
- Existing sign to be adapted

project no.  
1036 - 029

05	Issued for construction approval	01/01/2010	MT
06	Issued to LOROL for approval	01/01/2010	MT

GCP Rail Ltd  
42 Tabard Street  
London SE1 4JL  
t: 020 7407 3067  
f: 020 7367 9949  
www.gcp Partnership.co.uk

gcp  
partnership

drawing status  
PRE CONSTRUCTION APPROVAL

project client  
LOROL

project title  
London Overground  
Camden Road Station

drawing title  
Proposed Station Signage  
Underpass & Stairs  
Sections DD - F-F - Sheet 2 of 2

scale (A1)	date	drawn	checked
1:50	15.01.10	DLD	MT

drawing no.  
CMD-PAD-P-95-2-01

revision  
01