

Key Plan
N.T.S.

Platform Plan

Existing car stop
(S) boards (no.79)
mounted on canopy column.

Existing car stop
(S) board (no.100)
mounted on wall.

EXISTING SIGNAGE: CAMDEN ROAD - SIGNAGE TO BE REMOVED, REUSED OR ADAPTED																
Location	No.	Sign Name	Sign Code	Fixing / Position	Guidance / Notes	Removed Reused Adapted	Reason	Location	No.	Sign Name	Sign Code	Fixing / Position	Guidance / Notes	Removed Reused Adapted	Reason	
Station Entrance	1	Cycle Parking	S1/1	post-mounted		✓	to be retained		54	Private	DO1/8	door-mounted		✓	to be retained	
	2	Poster frame: Double Royal		wall-mounted	white poster frame	✗	non-standard		55	Keep back behind the line		wall-mounted		✗	not applicable	
	3	Poster frame: Double Royal		wall-mounted	white poster frame	✗	non-standard		56	Platform station fascia	Temp	suspended on hangers from roof trusses	Overground logo, station name 'Camden Road'	✗	temporary	
	4	Station fascia	Temp	mounted above entrance	Overground & National Rail Logo, Station Name 'Camden Road'	✗	temporary		57	Platform number (1)	Temp	suspended on hangers from roof trusses	(double-sided)	o	to be relocated	
	5	No smoking/CCTV		wall-mounted		✗	to be retained		58	Private	DO1/9	door-mounted		✓	to be retained	
	6	Station Toilet		wall-mounted one side overhead	Overground & National Rail logos, station name 'Camden Road'	✗	temporary		59	Poster Frame: Double Royal		wall-mounted		✗	non-standard	
	7	Station information of other bus & rail services in vicinity	Temp	mounted above main entrance door		o	to be retained		60	Poster Frame: Double Royal		wall-mounted	white poster frame	✗	non-standard	
	8	Poster frame: Double Royal		wall-mounted	white poster frame	✗	non-standard		61	Poster Frame: Double Royal		wall-mounted	white poster frame	✗	non-standard	
	9	Free-standing poster frame		free-standing		✗	not applicable		62	Poster Frame: Double Royal		wall-mounted	white poster frame	✗	non-standard	
	10	Free-standing information board		free-standing		✓			63	Platform station fascia	Temp	suspended on hangers from roof trusses	Overground logo, station name 'Camden Road'	✗	temporary	
Boarding Hall	11	Ticket Panel	TK5/1	vending machine		✓	to be retained		64	Way out, directional (2 panels)	Temp	wall-mounted	double-sided	o	to be retained	
	12	Ticket Panel	TK5/2	vending machine		✓	to be retained		65	Poster Frame: Double Royal		wall-mounted		✗	not applicable	
	13	Poster frame: Double Royal		wall-mounted	white poster frame	✗	non-standard		66	No smoking/Yellow line/CCTV		door-mounted		✗	to be retained	
	14	Leaflet rack		wall-mounted	wire rack	✗	non-standard		67	Prosecutions		door-mounted		✓	to be retained	
	15	ESD Penalty fare		wall-mounted		✗	non-standard		68	No Entry unless authorised		door-mounted		✓	to be retained	
	16	No smoking/CCTV		wall-mounted		✗	not applicable		69	Private	DO1/10	door-mounted		✓	to be retained	
	17	Small white board		wall-mounted		✗	non-standard		70	Private	DO1/11	door-mounted		✓	to be retained	
	18	Assistance and tickets panel	TK2/1	sticker mounted to window		✓	to be retained		71	Revenue Protection		door-mounted		✓	to be retained	
	19	Assistance panel		sticker mounted to window		✓	to be retained		72	Platform station fascia	Temp	suspended on hangers from roof trusses	Overground logo, station name 'Camden Road'	✗	temporary	
	20	Poster frame: Quad Royal		wall-mounted	white poster frame	✗	non-standard		73	Private	DO1/12	door-mounted		✓	to be retained	
	21	Poster frame: Double Royal		wall-mounted	white poster frame	✗	non-standard		74	Station management team		door-mounted		✓	to be retained	
	22	Poster frame: Quad Royal		wall-mounted	white poster frame	✗	non-standard		75	Private	DO1/13	wall-mounted		✓	to be retained	
	23	Poster frame: Double Royal		wall-mounted	white poster frame	✗	non-standard		76	Keep back behind the line		wall-mounted		✗	not applicable	
	24	Poster frame: Double Royal		wall-mounted	white poster frame	✗	non-standard		77	Platform station fascia		Overground logo, station name 'Camden Road'		✗	temporary	
	25	Poster frame: Double Royal		wall-mounted	white poster frame	✗	non-standard		78	Private	DO1/14	door-mounted		✓	to be retained	
	26	Private	DO1/1	door-mounted		✓	to be retained		79	Car stop (S) 378		column-mounted on extended bracket		✓	to be retained	
	27	Free-standing services update board	FB/1	free-standing		✓			80	End-of-platform warning sign	W1/2	fence-mounted		✓	to be relocated	
	28	Poster frame: Double Royal		wall-mounted	white poster frame	✗	non-standard		81	End-of-platform warning sign	W1/3	fence-mounted		✓	to be relocated	
	29	Private	DO1/2	door-mounted		✓	to be retained		82	Platform number (2)	Temp	post-mounted	(double-sided)	o	to be relocated	
	30	Caution door opens outwards	DO3/1	door-mounted		✓	to be retained		83	Yellow sign No 5		lighting-column-mounted		✓	to be relocated	
31	Poster frame: Double Royal		wall-mounted	white poster frame	✗	non-standard		84	Platform station fascia		Overground logo, station name 'Camden Road'		✗	temporary		
32	Poster frame: Quad Royal		wall-mounted	white poster frame	✗	non-standard		85	Platform station fascia		Overground logo, station name 'Camden Road'		✗	temporary		
33	Poster frame: Quad Royal		wall-mounted	white poster frame	✗	non-standard		86	Keep back behind the line		fence-mounted		✗	not applicable		
34	Way out and platform 1	Temp	wall-mounted	temporary sign	✗	not applicable		87	CCTV		lighting-column-mounted		✗	not applicable		
35	Private	DO1/3	door-mounted		✓	to be retained		88	Way out, directional	Temp	wall-mounted		o	to be relocated		
36	Platform 1 trains to Richmond and Clapham Junction	Temp	wall-mounted	temporary sign	o	to be retained		89	No smoking	DO2/1	wall-mounted		✓	to be retained		
37	Poster frame: Double Royal - Line Diagram		wall-mounted	white poster frame	✗	non-standard		90	No smoking		mounted on window	Sticker	✗	non-standard		
38	Poster frame: Quad Royal		wall-mounted	white poster frame	✗	non-standard		91	Platform station fascia	Temp	Overground logo, station name 'Camden Road'		✗	temporary		
39	Private	DO1/4	door-mounted		✓	to be retained		92	Poster Frame: Double Royal		white poster frame	white poster frame	✗	non-standard		
40	Poster frame: Double Royal - Line Diagram		wall-mounted	white poster frame	✗	non-standard		93	Poster Frame: Double Royal		white poster frame	white poster frame	✗	non-standard		
41	Platform 2 trains to Stratford, directional	Temp	wall-mounted	temporary sign	✗	not applicable		94	Poster Frame: Double Royal		white poster frame	white poster frame	✗	non-standard		
42	Poster frame: Double Royal		wall-mounted	white poster frame	✗	non-standard		95	Poster Frame: Double Royal		white poster frame	white poster frame	✗	non-standard		
43	Platform 2 trains to Stratford, directional	Temp	wall-mounted	temporary sign	o	to be retained		96	CCTV/No smoking		wall-mounted		✗	not applicable		
Platform 1	44	No Access to AC Electric trains to No.2 line		wall-mounted		✓	to be retained		97	Way out, directional (2 panels)	Temp	wall-mounted	double-sided	o	to be retained	
	45	Warning limited clearance		wall-mounted		✓	to be retained		98	Way out, directional	Temp	wall-mounted, overhead on staircase		o	to be retained	
	46	Platform station fascia	Temp	wall-mounted	Overground logo, station name 'Camden Road'	✗	temporary		99	Keep back behind the line		wall-mounted		✗	not applicable	
	47	End-of-platform warning sign	W1/1	fence-mounted		✓	to be retained		100	Car stop class 378 (S)		wall-mounted at one side on bracket		✓	to be retained	
	48	Private	DO1/5	door-mounted		✓	to be retained		101	Black Car stop sign (S)		lighting-column-mounted		✓	to be relocated	
	49	Caution, Chemical Hazardous material		door-mounted		✓	to be retained		102	End-of-platform warning sign	W1/4	post-mounted		✓	to be retained	
	50	Private	DO1/6	door-mounted		✓	to be retained		103	No Access to AC Electric trains to No.2 line		post-mounted		✓	to be retained	
	51	Fire exit keep clear		door-mounted		✓	to be retained		104	313 Units pan down No.2 line		post-mounted		✓	to be retained	
	52	Private	DO1/7	door-mounted		✓	to be retained		105	Warning limited clearance		wall-mounted		✓	to be retained	
	53	Neighborhood policing team		door-mounted		✓	to be retained									
Total No. Existing Signs											105	Total No. Removed Signs		52		
												Total No. Reused Signs		43		
												Total No. Adapted Signs		9		

general notes

1. This drawing is the copyright of GCP Rail Ltd and should not be reproduced without prior written approval.
2. This drawing is to be read in conjunction with all relevant drawings, specifications and contract documents.
3. This drawing must be read in colour.
4. All dimensions are in millimetres (mm) and all levels are in metres (m). All dimensions and levels are to be checked on site prior to work commencing or preparation of shop or working drawings. All discrepancies are to be brought to the attention of the Engineer for a decision before proceeding with any work. Do not scale from drawings.
5. To be read in conjunction with the following standard Notes and Drawings: civil/architectural notes refer Drawing No. STD-PAD-P-110-S-01. Standard signs refer Drawing No. STD-PAD-P-90-S-01. Signage support and foundations. STD-PAD-P-110-S-12, 13.
6. All Materials and Workmanship shall be in accordance with current and specified standards and the Project Standard Specification.
7. No existing safety signage is to be removed. If temporary removal of existing safety signage is required to complete any works the contractor is to submit a method statement to ensure continuation of existing safety conditions.
8. Each sign has a unique number. TITAN and CBS Outdoor Ltd advertisement boards are outside the scope of works.
9. The user of these documents shall be familiar with the "Designers Risk Assessment" prior to commencement of any work on site and shall take all appropriate measures necessary to minimise Health and Safety risks associated with the works.
10. Signage to be fitted to support structures with standard TIL Mounting System. Coordination between the signage contractor and frame contractor is required.
11. Poster frames to be Mounted to Free Standing Frame Units as per TIL drawing, FSU1000, Free Standing Frame Unit: General Arrangement.

- 52 - Existing sign to be removed
- 17 - Existing sign to be reused
- 9 - Existing sign to be adapted

project no.
1036 - 029

01 Issued for pre construction approval DLD 20.09.09 MT
02 Issued to LOROL for early approval DLD 01.02.10 MT

GCP Rail Ltd
42 Tolard Street
London SE1 4JU
t: 020 7427 3047
f: 020 7357 9949
www.gcpairpartnership.co.uk
gcp partnership

drawing status

PRE CONSTRUCTION APPROVAL

project

client
project title
London Overground
Camden Road Station

drawing

drawing title
Proposed Station Signage
Platform Plans
to be removed - Sheet 1 of 3
scale (A1) date drawn checked
1:200 20.09.09 DLD MT

reference

drawing no. revision
CMD-PAD-P-91-1-01 01

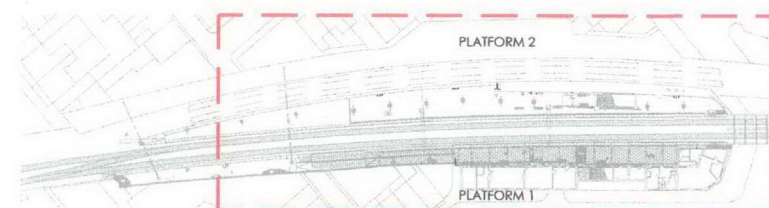
Sign Categories:			
A - Additional sign	F - Fascia	R - Roundel	
C - Confirmation sign	HP - Help Point Identifier sign	S - Supplementary sign	
CS - Car Stop sign	LD - Line Diagram	T - Toftem	
D - Directional sign	LR - Leaflet Rack	TK - Ticketing sign	
DO - Door sign	P - Prohibition sign	W - Warning sign	
DR - Double Royal poster frame	QR - Quad Royal poster frame	WO - Way Out sign	



Platform Plan

PROPOSED SIGNAGE: CAMDEN ROAD STATION						
Sign Code	Ref. No.	Sign Name	No. Reused	No. New	No. Adapted	Fixing / Position
Station Entrance						
DR1 & DR2		Poster frame: Double Royal	-	2	-	wall-mounted
F1/1		Station fascia	-	1	-	mounted above door frame of entrance
P1/1 & P2/2		No smoking / No alcohol / CCTV	-	2	-	wall-mounted
S1/1	1	Cycle parking	1	-	-	post-mounted, fixed to existing post
T1/1		Station totem, double-sided	-	1	-	wall-mounted, fixed to new bracket at one side
Booking Hall						
DR3 & DR4		Poster frame: Double Royal	-	6	-	wall-mounted
DO1/1 - DO1/4	34, 35, 36 & 37	Private	4	-	-	door-mounted
DO3/1	30	Caution door opens outwards	1	-	-	door-mounted
DO4/1		Platform 1 "Trains to Richmond & Clapham Junction"	-	1	-	wall-mounted, overhead
DO2/1		Platform 2 "Trains to Stratford"	-	1	-	wall-mounted, overhead
FB1/1	10 & 27	Free standing services update board	2	-	-	free standing within entrance area
HP1/1		Help point identifier	-	1	-	wall-mounted, fixed at one side
LD1/1		Line Diagram, directional	-	1	-	wall-mounted along side LD2/1
LD2/1		Line Diagram, directional	-	1	-	wall-mounted along side LD1/1
LR1/1		Leaflet rack	-	1	-	wall-mounted
P1/1		No smoking / No alcohol / CCTV	-	1	-	wall-mounted
QR1/1 & QR2/2		Poster frame: Quad Royal	-	5	-	4 wall-mounted and 1 mounted on new brackets again diagonal wall
TK2/1	18	Assistance & tickets panel	1	-	-	mounted above ticket counter window
TK4/1		£50 Penalty fare	-	1	-	wall-mounted
TK5/1 & TK5/2	11 & 12	Ticket panel	2	-	-	ticket vending machine
	7	Local directions and bus information	-	1	-	mounted above door frame of entrance doorway (internally)
	19	Assistance panel	1	-	-	mounted above ticket counter window
	36	Platform 1 "Trains to Richmond & Clapham Junction"	-	-	1	wall-mounted in stair case area
	43	Platform 2 "Trains to Stratford"	-	-	1	wall-mounted
Under Pass						
DR9 & DR10		Poster frame: Double Royal	-	2	-	wall-mounted
DO2/2		No smoking	-	1	-	wall-mounted
F2/1 - F2/3		Station fascia	-	3	-	mounted from droppers under existing canopy
HP1/2		Help point identifier	-	1	-	Horizontal version, double sided
LD3/1		Basic line diagram	-	1	-	wall-mounted
P4, P5 & P6		No smoking / No alcohol / CCTV	-	3	-	wall-mounted
PS1/1 & PS1/2		Priority seating	-	2	-	wooden seat-mounted
QR6		Poster frame: Quad Royal	-	1	-	wall-mounted
R1/1		New station roundel and way out	-	1	-	wall-mounted
R2/1		New station roundel and way out	-	1	-	wall-mounted
W1/1 - W1/2	47 & 80	End-of-platform warning	2	-	-	W1/1 wall-mounted at one edge on existing bracket; W1/2 barrier-mounted
	44	No Access to AC Electric trains to No. 2 lines	1	-	-	wall-mounted
	45	Warning limited clearance	1	-	-	wall-mounted
DO1/5 - DO4/14	48, 50, 52, 54, 58, 69, 70, 73, 75 & 78	Private	10	-	-	door-mounted
	49	Caution: Chemical Hazardous material	1	-	-	door-mounted
	51	Fire exit keep clear	1	-	-	door-mounted
	53	Neighborhood policing team	1	-	-	door-mounted
	64	Way out sign, directional	-	1	-	wall-mounted, overhead, double sided
	57	Station platform No.1	-	1	-	mounted from droppers under existing canopy, double sided
	67	Prosecution	1	-	-	door-mounted
	68	No entry unless authorised	1	-	-	door-mounted
	71	Revenue Protection	1	-	-	door-mounted
	74	Station management team	1	-	-	door-mounted
	79	Car Stop (S) class 3/8	1	-	-	to be relocated to new position in line with NLIP design
Platform 2						
DR11 & DR12		Poster frame: Double Royal	-	2	-	fence-mounted
DO2/1	89	No smoking	1	-	-	wall-mounted
HP1/3		Help point identifier	-	1	-	lighting column mounted
LD4/1		Basic line diagram	-	1	-	part of platform mounted unit
P7, P8 & P9		No smoking / No alcohol / CCTV	-	3	-	mounted to new lighting columns and P8 wall-mounted
PS1/3 & PS1/4		Priority seating	-	2	-	wooden seat-mounted
QR7		Poster frame: Quad Royal	-	1	-	wall-mounted
R1/2 - R1/4		New station roundel and way out	-	3	-	fence-mounted
R2/2 & R2/3		New station roundel and way out	-	2	-	fence-mounted
W1/3 - W1/4	81 & 102	End-of-platform warning	2	-	-	W1/3 fence-mounted, W1/4 wall-mounted
	82	Station platform No.2 double sided	-	1	-	mounted to existing redundant lighting column
	83	Yellow sign No.5	1	-	-	mounted to existing lighting column
	88	Way out, directional	-	1	-	wall mounted
	98	Way out, directional	-	1	-	wall mounted, overhead in staircase
	100	Car Stop (S) 3/8 class	1	-	-	post-mounted
	97	Way out sign, directional	-	1	-	wall-mounted, overhead, double sided
	101	Car Stop Black (S)	1	-	-	fence-mounted
	103	No Access to AC Electric trains to No.2 lines	1	-	-	post-mounted
	104	313 Units pan down No 2 line	1	-	-	post-mounted
	105	Warning limited clearance	1	-	-	wall-mounted
Total No. Proposed Signs (Reused+New+Adapted)			43	56	9	108

TOTAL NO. PROPOSED SIGNS: CAMDEN ROAD STATION					
Sign Code	Existing Ref. No.	Sign Name	No. Reused	No. New	Adapted
DR1-DR12		Poster frame: Double Royal	-	12	-
DO1/1 - DO1/14	26, 29, 35, 39, 48, 50, 52, 54, 58, 69, 70, 73, 75 & 78	Private	14	-	-
DO2/1 & DO2/2	89	No smoking	1	1	-
DO3/1	30	Caution door opens outwards	1	-	-
DO4/1		Platform 1 "Trains to Richmond & Clapham Junction"	-	1	-
DO2/1		Platform 2 "Trains to Stratford"	-	1	-
FB1/1	10 & 27	Free standing update board	2	-	-
F1/1		Station fascia	-	1	-
P2/1 - P2/3		Station fascia for platform	-	3	-
HP1/1 - HP/3		Help point identifier, horizontal	-	3	-
LD1/1		Directional line diagram	-	1	-
LD2/1		Directional line diagram	-	1	-
LD3/1		Basic line diagram	-	1	-
LD4/1		Basic line diagram	-	1	-
LR1/1		Leaflet rack	-	1	-
P1/1 - P/9		No smoking / No alcohol / CCTV	-	9	-
PS1/1 - PS1/4		Priority seating	-	4	-
QR1/1 & QR/7		Poster frame: Quad Royal	-	7	-
R1/1 - R1/4		Fence/wall mounted roundels & way out	-	4	-
R2/1 - R2/3		Fence/wall mounted roundels & way out	-	3	-
S1/1	1	Cycle parking	1	-	-
T1/1		Station totem double-sided	-	1	-
TK2/1	18	Assistance & ticket panel	1	-	-
TK4/1		£50 Penalty fare	-	1	-
TK5/1 & TK5/2	11 & 12	Ticket panel	2	-	-
W1/1 - W1/4	47, 80, 81 & 102	End-of-warning	4	-	-
	19	Assistance panel	1	-	-
	79 & 100	Car Stop (S) class 3/8	2	-	-
	7	Local directions and bus information	-	1	-
	36	Platform 1 "Trains to Richmond & Clapham Junction"	-	-	1
	43	Platform 2 "Trains to Stratford"	-	-	1
	44	No Access to AC Electric trains to No.2 lines	1	-	-
	45	Warning limited clearance	1	-	-
	49	Caution, chemical hazardous materials	1	-	-
	51	Fire exit keep clear	1	-	-
	53	Neighborhood policing team	1	-	-
	64	Way out sign, directional (2 panels)	-	1	-
	57	Station platform No.1 double sided	-	1	-
	67	Prosecution	1	-	-
	68	No entry unless authorised	1	-	-
	71	Revenue Protection	1	-	-
	74	Station management team	1	-	-
	82	Station platform No. 2 double sided	-	-	1
	83	Yellow sign No.5	1	-	-
	86	Way out, directional	-	1	-
	95	Way out, directional	-	1	-
	97	Way out sign, directional (2 panels)	-	1	-
	101	Black Car Stop (S)	1	-	-
	103	No Access to AC Electric trains to No.2 lines	1	-	-
	104	313 Units pan down No 2 line	1	-	-
	105	Warning limited clearance	1	-	-
TOTAL:			43	56	9



Key Plan
N.T.S.

1. This drawing is the copyright of GCP Rail Ltd and should not be reproduced without prior written approval.
2. This drawing is to be read in conjunction with all relevant drawings, specifications and contract documents.
3. This drawing must be read in colour.
4. All dimensions are in millimetres (mm) and all levels are in metres (m). All dimensions and levels are to be checked on site prior to work commencing or preparation of shop or working drawings. All discrepancies are to be brought to the attention of the Engineer for a decision before proceeding with any work. Do not scale from drawings.
5. To be read in conjunction with the following standard Notes and Drawings: civil/architectural notes refer Drawing No. STD-PAD-P-110-S-01. Standard signs refer Drawing No. STD-PAD-P-90-S-01. Signage support and foundations, STD-PAD-P-110-S-12, 13.
6. All Materials and Workmanship shall be in accordance with current and specified standards and the Project Standard Specification.
7. No existing safety signage is to be removed. If temporary removal of existing safety signage is required to complete any works the contractor is to submit a method statement to ensure continuation of existing safety conditions.
8. Each sign has a unique number. TITAN and CBS Outdoor Ltd advertisement boards are outside the scope of works.
9. The user of these documents shall be familiar with the "Designers Risk Assessment" prior to commencement of any work on site and shall take all appropriate measures necessary to minimise Health and Safety risks associated with the works.
10. Signage to be fitted to support structures with standard TIL Mounting System. Coordination between the signage contractor and frame contractor is required.
11. Poster frames to be Mounted to Free Standing Frame Units as per TIL drawing, FSU1000, Free Standing Frame Unit: General Arrangement.

- QR1 - Existing sign to be reused
- LD2/1 - Proposed new sign
- P - Existing sign to be adapted

project no.
1036 - 029

01	Issued for pre-construction approval	DLD	23.03.10	MR
02	Issued to LOROL for early approval	DLD	01.02.10	MR

GCP Rail Ltd
42 Tabard Street
London SE1 4JU
t: 020 7407 3047
f: 020 7357 9949
www.gcp.rail.co.uk

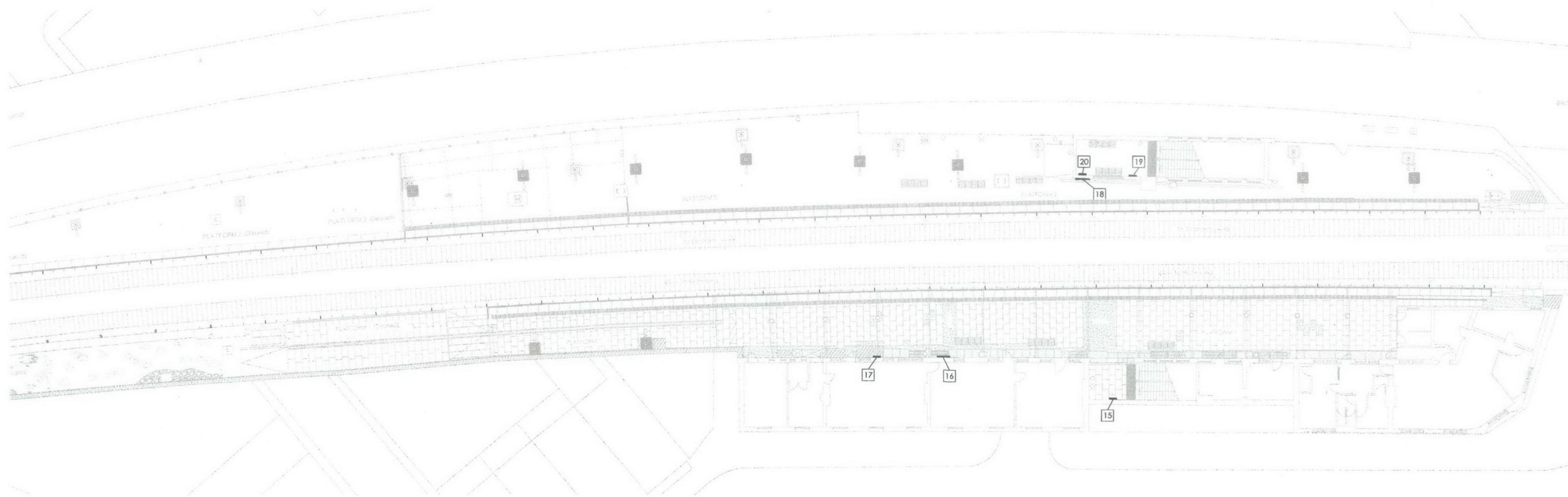
partnership

drawing status
PRE CONSTRUCTION APPROVAL

project client
LOROL
project title
London Overground
Camden Road Station

drawing title
Proposed Station Signage
Platform Plans
Sheet 2 of 3
scale (A1)
1:200
date
20.09.09
drawn
DLD
checked
MT

reference
drawing no.
CMD-PAD-P-91-1-02
revision
01

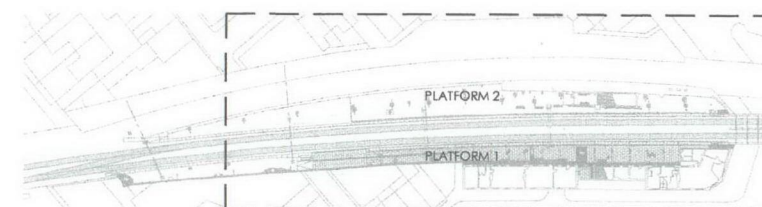


Platform Plan

PROPOSED POSTER FRAMES: CAMDEN ROAD				
Location	Poster Ref. No.	Application	Poster Frame Type	Size
Station Entrance Booking Hall	1	Welcome poster	Jansen (new)	DR
	2	LO Engineering works	Jansen (new)	DR
	3	LO circuit 7 - Investment message	TII (new)	DR
	4	LO Timetable x 2 directions	TII (new)	QR
	5	Continuing your journey	TII (new)	QR
	6	London connections	TII (new)	QR
	7	Welcome poster	TII (new)	DR
	8	Performance report	TII (new)	DR
	9	Timetable changes	TII (new)	DR
	10	LO circuit 2 - Bus replacement information	TII (new)	DR
	11	TII circuit 1 - Oyster message	TII (new)	DR
	12	LO circuit 3 - Fares change information	TII (new)	DR
	13	LO circuit 5 - Closures information/LO circuit 4 - Investment message	TII (new)	QR
Platform 1	14	Continuing your journey	TII (new)	QR
	15	LO Engineering works	TII (new)	DR
	16	London connections	TII (new)	QR
Platform 2	17	LO Timetable (trains to Richmond and Clapham Junction) and performance report	TII (new)	DR
	18	London connections	Jansen (new)	QR
	19	LO Timetable (trains to Stratford) and performance report	TII (new)	DR
	20	LO Engineering works	TII (new)	DR
Total No. Quad Royal Poster Frames (QR)				7
Total No. Double Royal Poster Frames (DR)				13
TOTAL				20

NOTES:

- External poster frames on open platforms or station forecourts etc. are to be replaced with new style JANSEN poster frames.
- Internal poster frames (i.e. in Booking Hall and/or Overbridge) plus frames sheltered by platform canopies are to be TII poster frames.



Key Plan
N.T.S.

General notes

- This drawing is the copyright of GCP Rail Ltd and should not be reproduced without prior written approval.
- This drawing is to be read in conjunction with all relevant drawings, specifications and contract documents.
- This drawing must be read in colour.
- All dimensions are in millimetres (mm) and all levels are in metres (m). All dimensions and levels are to be checked on site prior to work commencing or preparation of shop or working drawings. All discrepancies are to be brought to the attention of the Engineer for a decision before proceeding with any work. Do not scale from drawings.
- To be read in conjunction with the following standard Notes and Drawings: civil/architectural notes refer Drawing No. STD-PAD-P-110-S-01. Standard signs refer Drawing No. STD-PAD-P-90-S-01. Signage support and foundations, STD-PAD-P-110-S-12, 13.
- All Materials and Workmanship shall be in accordance with current and specified standards and the Project Standard Specification.
- No existing safety signage is to be removed. If temporary removal of existing safety signage is required to complete any works the contractor is to submit a method statement to ensure continuation of existing safety conditions.
- Each sign has a unique number. TITAN and CBS Outdoor Ltd advertisement boards are outside the scope of works.
- The user of these documents shall be familiar with the "Designers Risk Assessment" prior to commencement of any work on site and shall take all appropriate measures necessary to minimise Health and Safety risks associated with the works.
- Signage to be fitted to support structures with standard TII Mounting System. Coordination between the signage contractor and frame contractor is required.
- Poster frames to be Mounted to Free Standing Frame Units as per TII drawing, FSU1000, Free Standing Frame Unit: General Arrangement.

- Proposed poster frame position
- Proposed poster frame reference number

project no.
1036 - 029

QA issued for pre construction approval	01/01/09	MT
QA issued to LOROL for early approval	01/01/09	MT

GCP Rail Ltd
42 Tabard Street
London SE1 4JU
T: 020 7407 3067
F: 020 7357 9949
www.gcp.rail.co.uk

go partnership

drawing status
PRE CONSTRUCTION APPROVAL

project
client
project title
London Overground
Camden Road Station

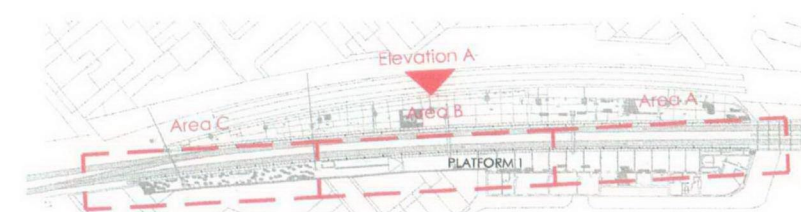
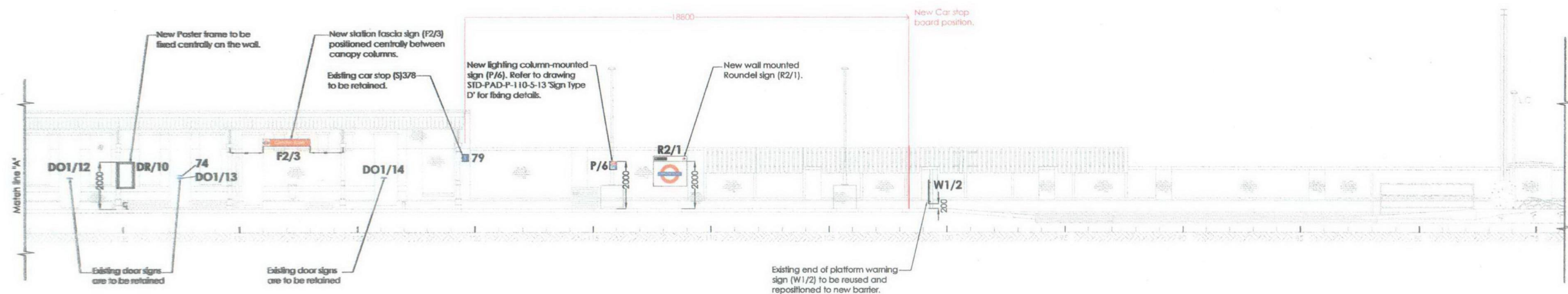
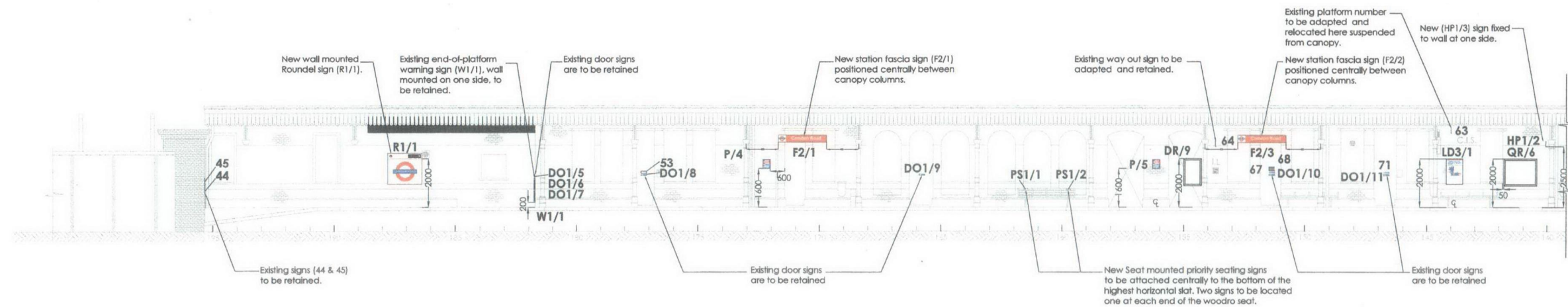
LOROL

drawing title
Proposed Station Signage
Platform - Poster Frame Plan
Layout - Sheet 3 of 3

scale (A1) 1:200 date 20.09.09 drawn DLD checked MT

drawing no.
CMD-PAD-P-91-1-03

revision
01



1. This drawing is the copyright of GCP RRI Ltd and should not be reproduced without prior written approval.
2. This drawing is to be read in conjunction with all relevant drawings, specifications and contract documents.
3. This drawing must be read in colour.
4. All dimensions are in millimetres (mm) and all levels are in metres (m). All dimensions and levels are to be checked on site prior to work commencing or preparation of shop or working drawings. All discrepancies are to be brought to the attention of the Engineer for a decision before proceeding with any work. Do not scale from drawings.
5. To be read in conjunction with the following standard Notes and Drawings: civil/architectural notes refer Drawing No. STD-PAD-P-110-5/1. Standard signs refer Drawing No. STD-PAD-P-110-5/2. Signage support and foundations. STD-PAD-P-110-5/2, 13.
6. All Materials and Workmanship shall be in accordance with current and specified standards and the Project Standard Specification.
7. No existing safety signage is to be removed. If temporary removal of existing safety signage is required to complete any works the contractor is to submit a method statement to ensure continuation of existing safety conditions.
8. Each sign has a unique number. TITAN and CBS Outdoor Ltd advertisement boards are outside the scope of works.
9. The user of these documents shall be familiar with the "Designers Risk Assessment" prior to commencement of any work on site and shall take all appropriate measures necessary to minimise Health and Safety risks associated with the works.
10. Signage to be fitted to support structures with standard TIT Mounting System. Coordination between the signage contractor and frame contractor is required.
11. Poster frames to be Mounted to Free Standing Frame Units as per TIT drawings FSU1000. Free Standing Frame Unit: General Arrangement.

project no.
1036 - 029

09	Issued for pre construction approval	01/01	23/03/10	AM
00	Issued for TOROI, for early approval	01/01	01/02/10	AM

GCP Roll Ltd

42 Trarand Street
London SE1 4JU
t: 020 7407 3047
f: 020 7357 9940

www.gcpartnership.co.uk

gc

partnership

drawing status
PRE CONSTRUCTION APPROVAL

project
client
project title

 LOROL

London Overground
Camden Road Station

drawing title

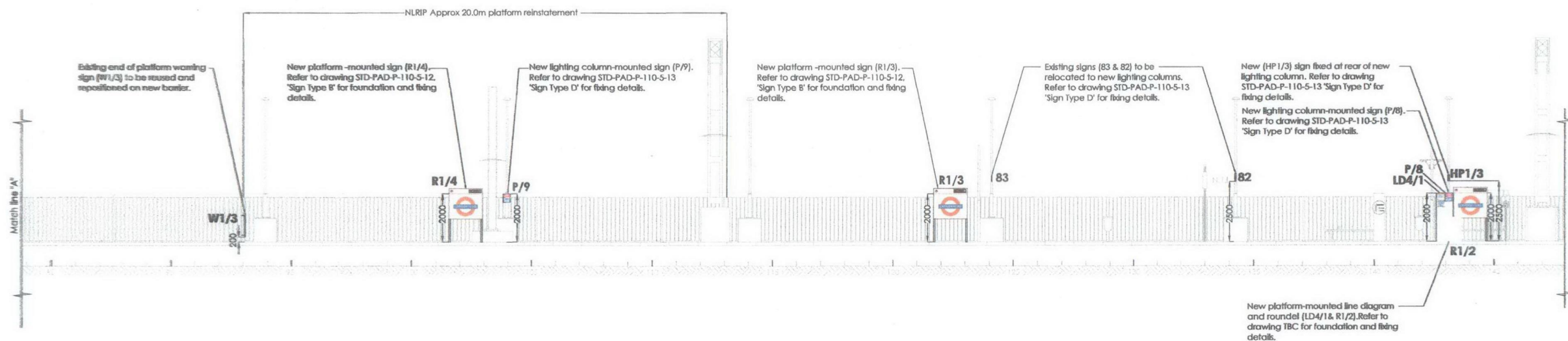
Proposed Station Signage
Platform Elevations
Sheet 1 of 2

scale (A1)	date	drawn	checked
1:100	20.10.09	DLD	MT

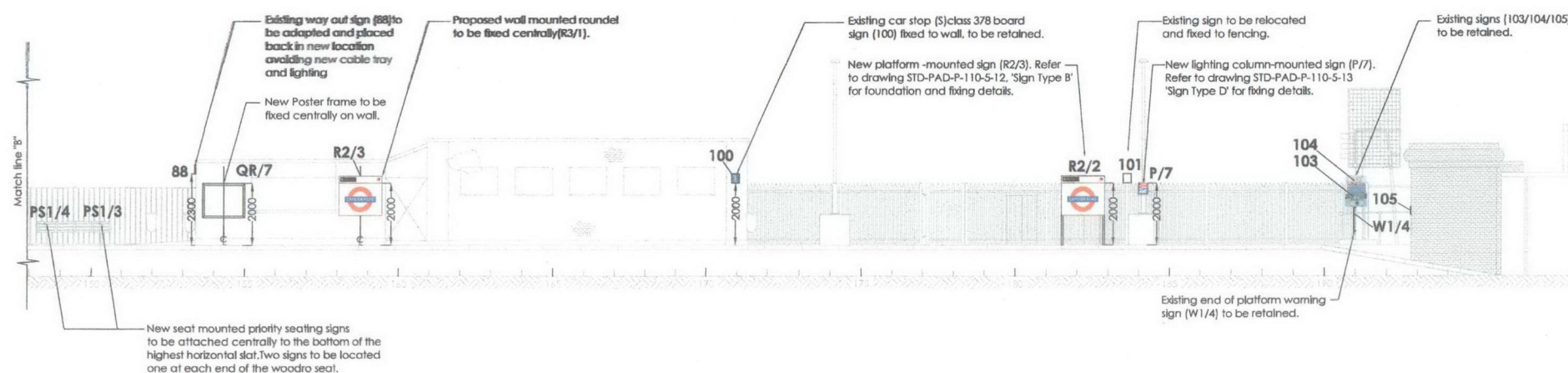
reference	
drawing no.	revision
CMD-PAD-P-92-3-01	01



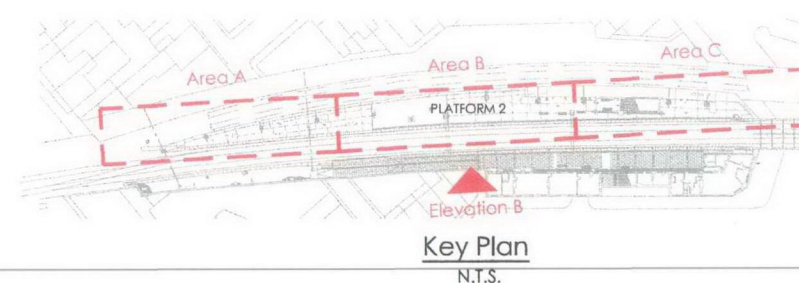
Elevation B: Platform 2 - Area A



Elevation B: Platform 2 - Area B



Elevation B: Platform 2 - Area C



- General notes:
1. This drawing is the copyright of GCP Rail Ltd and should not be reproduced without prior written approval.
 2. This drawing is to be read in conjunction with all relevant drawings, specifications and contract documents.
 3. This drawing must be read in colour.
 4. All dimensions are in millimetres (mm) and all levels are in metres (m). All dimensions and levels are to be checked on site prior to work commencing or preparation of shop or working drawings. All discrepancies are to be brought to the attention of the Engineer for a decision before proceeding with any work. Do not scale from drawings.
 5. To be read in conjunction with the following standard Notes and Drawings: civil/architectural notes refer Drawing No. STD-PAD-P-110-S-01. Standard signs refer Drawing No. STD-PAD-P-90-S-01. Signage support and foundations, STD-PAD-P-110-S-12, 13.
 6. All Materials and Workmanship shall be in accordance with current and specified standards and the Project Standard Specification.
 7. No existing safety signage is to be removed. If temporary removal of existing safety signage is required to complete any works the contractor is to submit a method statement to ensure continuation of existing safety conditions.
 8. Each sign has a unique number. TITAN and CBS Outdoor Ltd advertisement boards are outside the scope of works.
 9. The user of these documents shall be familiar with the "Designers Risk Assessment" prior to commencement of any work on site and shall take all appropriate measures necessary to minimise Health and Safety risks associated with the works.
 10. Signage to be fitted to support structures with standard TIL Mounting System. Coordination between the signage contractor and frame contractor is required.
 11. Poster frames to be Mounted to Free Standing Frame Units as per TIL drawing, FSU1000, Free Standing Frame Unit: General Arrangement.

project no.
1036 - 029

01	Issued for pre-construction approval	02/03/10	MT
02	Issued to GCP Rail Ltd for only approval	02/03/10	MT

GCP Rail Ltd
412 Hubbard Street
London SE1 4JL
t: 020 7407 3047
f: 020 7357 9949
www.gcpairpartnership.co.uk

go
partnership

drawing status
PRE CONSTRUCTION APPROVAL

project
client
project title
London Overground
Camden Road Station

drawing
drawing title
Proposed Station Signage
Platform Elevations
Sheet 2 of 2

scale (A1) date drawn checked
1:100 20.10.09 DLD MT

reference
drawing no. revision
CMD-PAD-P-92-3-02 01