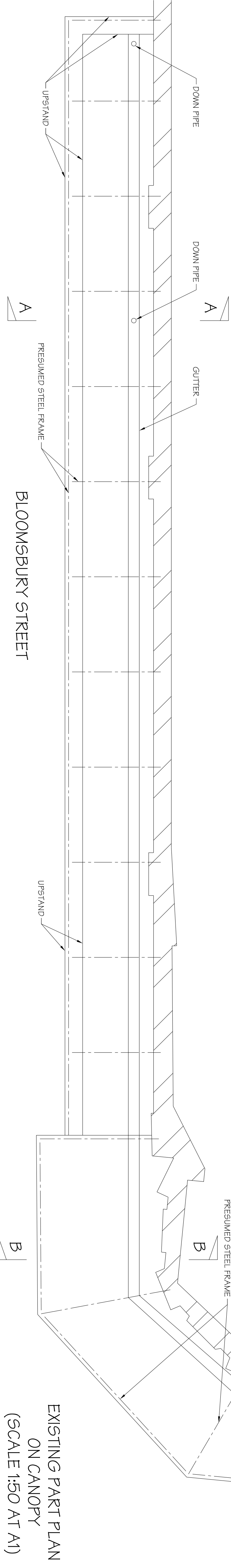


HIGH HOLBORN

SECTION A-A
THROUGH EXISTING CANOPY
(SCALE 1:20 AT A1)

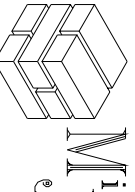
SECTION B-B
THROUGH EXISTING CANOPY OVER THE MAIN ENTRANCE SHOWING
NEW LIGHT BOX
(SCALE 1:20 AT A1)



PRELIMINARY FOR
LOCAL AUTHORITY
APPROVAL ONLY
NOT FOR
CONSTRUCTION

NOTE:
THE CONTRACTOR IS TO CONTACT THE ENGINEER AND OBTAIN
WRITTEN APPROVAL IN ADVANCE IF HE WISHES TO DEVIATE IN
ANY WAY WHATSOEVER FROM THE DRAWING DETAILS,
SPECIFICATION, ETC.


Rev.	Date	Description	By
Revisions			



Michael Jackson Consulting
Chartered Structural Engineers

204 BOSTON ROAD
WORSLEY
MANCHESTER, M20 9BN
Tel: 0161 790 4404
Fax: 0161 790 4405

Client



Shaftesbury Theatre

Project
SHAFTESBURY THEATRE
ELEVATION REFURBISHMENT

Drawing Title

**EXISTING CANOPY PLAN
AND SECTIONS**

Scale	Date	Drawn	Checked	Passed
A5 SHOWN	26/09/09	DMC		

DRG. No. **1636-051**