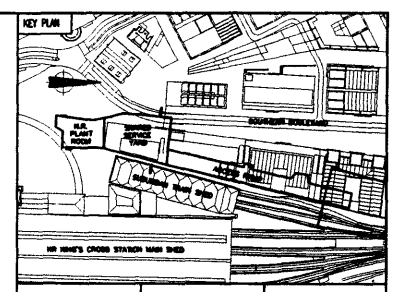
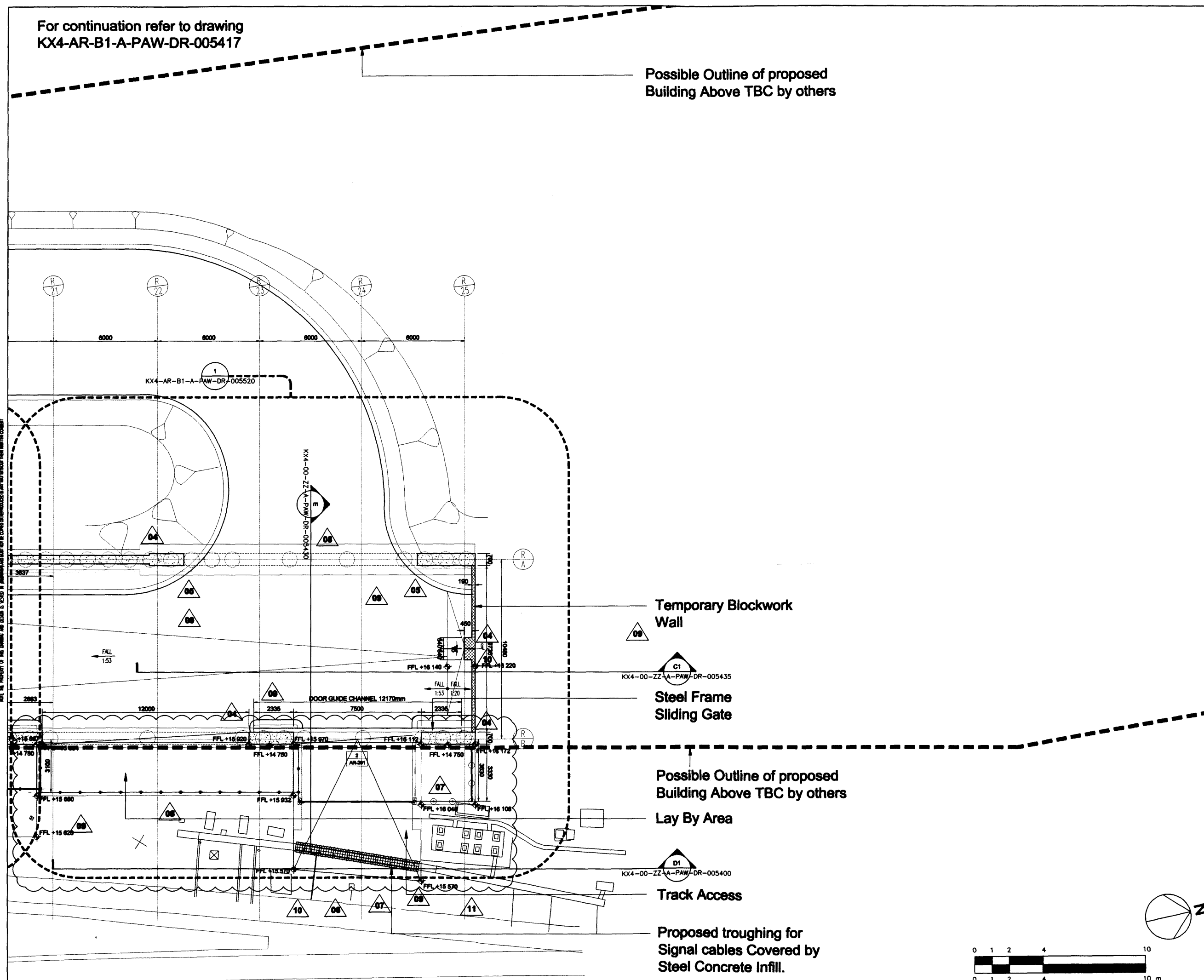


For continuation refer to drawing
KX4-AR-B1-A-PAW-DR-005417

Possible Outline of proposed
Building Above TBC by others



Construction Note	Dimension/Quantity Note	Definition/Explanation Note
In addition to the notes/notes already associated with the types of work detailed on this drawing take note of the above.		
It is assumed that all work on this drawing will be carried out by a competent contractor working, where appropriate, to an appropriate method statement.		

SAFETY HEALTH AND ENVIRONMENTAL INFORMATION BOX

NOTES
1. ALL DIMENSIONS ARE IN MILLIMETERS
2. ALL LEVELS ARE IN METRES UNLESS SHOWN OTHERWISE

General structural work. Fence modified following instruction SI 001.				
11	A.M.	20.03.10	R.M.	20.03.10
10	A.M.	21.07.09	R.M.	21.07.09
09	A.M.	20.04.09	R.M.	20.04.09
08	A.B.	18.01.09	R.M.	18.01.09
03	Y.Z.	25.08.08	R.M.	25.08.08

SCALE 1:100
ISSUING OFFICE: PWA
PROJECT NUMBER: 3300

FOR CONSTRUCTION
Taylor Woodrow Construction Ltd
TWCC - Head Office
41, Chancery Road
Westford
Hertfordshire
SG12 1TT
Tel: +44 (0)1823 478400


KING'S CROSS REDEVELOPMENT PROGRAMME

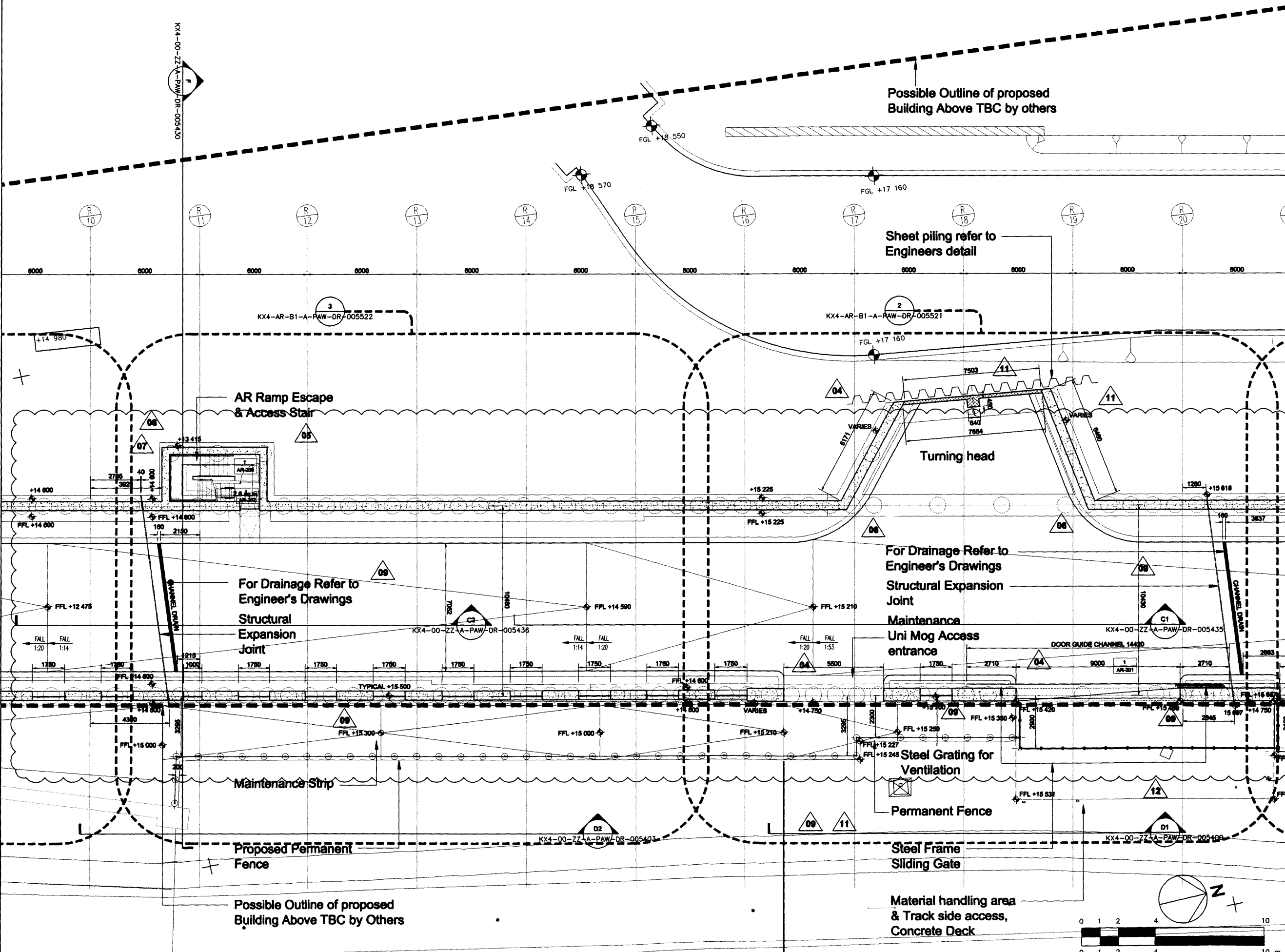
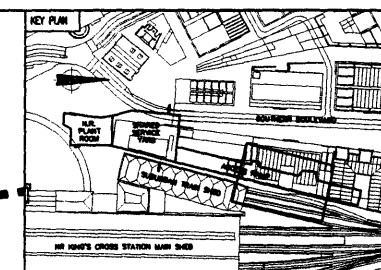
ACCESS RAMP
MEZZANINE LEVEL PLAN
Sheet 1 of 3

Network Rail

Architect
Pascall + Watson architects
5 Carlton Court, 116 Putney Bridge Road London SW15 2NG
Telephone +44 (0)20 8874 1311
Facsimile +44 (0)20 8874 2364
www.pascall.co.uk

This drawing is issued on behalf of Pascall+Watson architects limited.
Drawing Number: KX4-AR-B1-A-PAW-DR-005416
REV: 11





Construction Risk, Workmanship/Quality Risk, Duration/Completion Risk
In addition to the factors/risks already considered with the types of work shown on this drawing take note of the above.
It is assumed that all works on this drawing will be carried out by a competent contractor working, where appropriate, to an appropriate method statement.

SAFETY HEALTH AND ENVIRONMENTAL INFORMATION BOX

- NOTES
1. ALL DIMENSIONS ARE IN MILLIMETERS
 2. ALL LEVELS ARE IN METRES UNLESS SHOWN OTHERWISE

General update: Fence modified following instruction SI 001.

12	AM	30.03.10	R.M	30.03.10	M.H	30.03.10
11	AM	31.07.09	R.M	31.07.09	M.H	31.07.09
10	AM	28.04.09	R.M	28.04.09	M.H	28.04.09
09	AM	18.01.09	R.M	18.01.09	M.H	18.01.09
08	AM	12.18.08	R.M	12.18.08	M.H	12.18.08
04	Y.Z	10.10.08	R.M	10.10.08	M.H	10.10.08

ISSUED FOR CONSTRUCTION	Well Thickness & Steel piling Unstayed, Approval in Engineer's Drawing
Y.Z	10.10.08

DRW BY	D_DATE	CHECKED BY	C_DATE	APPROVED BY	A_DATE
Y.Z		R.M		M.H	19 DEC 2008

ISSUE # AT 1:100
ISSUING OFFICE PWA
PROJECT NUMBER 3300

CLIENT APPROVAL
A - APPROVED
B - APPROVED WITH COMMENTS
C - DO NOT USE - AMEND WITH COMMENTS AND RE-SUBMIT

STATUS PURPOSE OF ISSUE
S10 FOR CONSTRUCTION

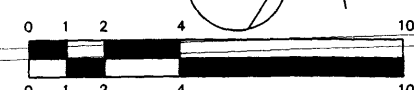
Taylor Woodrow Construction Ltd
TWC - Head Office
41, Clarendon Road
Worthing
West Sussex
Wor17 1TR
Tel: +44 (0)1923 479400

PROJECT
KING'S CROSS REDEVELOPMENT PROGRAMME

TITLE
ACCESS RAMP MEZZANINE LEVEL PLAN Sheet 2 of 3

CLIENT
Network Rail

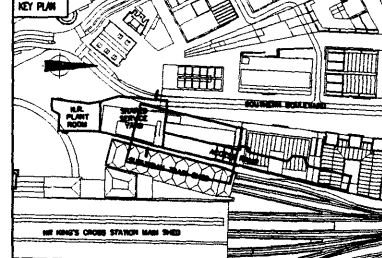
Architect
Pascal + Watson architects
5 Carlton Court, 116 Putney Bridge Road, London SW15 2ND
Telephone: +44 (0)20 8874 1311
Facsimile: +44 (0)20 8874 2584
www.pascal.co.uk
This drawing is issued on behalf of Pascal + Watson architects limited.



DRAWING NUMBER	REV
KX4-AR-B1-A-PAW-DR-005417	12

For continuation refer to drawing
KX4-SY-B1-A-PAW-DR-005436

For continuation refer to drawing
KX4-AR-B1-A-PAW-DR-005417



NOTES

1. ALL DIMENSIONS ARE IN MILLIMETERS
2. ALL LEVELS ARE IN METRES UNLESS SHOWN OTHERWISE

REVISIONS

NO	DATE	BY	DESCRIPTION
10	08.10.08	R.M.	Revised according to engineers drawings
09	07.07.08	R.M.	Blockwork revised
08	08.04.08	R.M.	Kerbs and rising kerb barriers revised
07	08.01.08	R.M.	REVISED INTERFACE OF SSY AND ACCESS PAMP
06	08.12.08	R.M.	REVISED LEVELS REVISED LIFTS GRAPHICAL REPRESENTATION
05	07.11.08	R.M.	FIRE SHUTTER REVISED
04	01.10.08	R.M.	Sheet Piling Updated and Rising Kerb Barrier Position Changed According to Engineer's Drawing

CLIENT APPROVAL

APPROVED	DATE
APPROVED WITH COMMENTS	
DO NOT USE - AMEND WITH COMMENTS AND RE-SUBMIT	

COMMITTEE

OWNED BY	CHECKED BY	APPROVED BY	DATE
Y.Z.	R.M.	M.H.	16 JAN 2008

SCALE
1:100
PROJECT NUMBER
3300

S10 FOR CONSTRUCTION

Taylor Woodrow Construction Ltd
Head Office
41, Chisenden Road
Widford
Worcestershire
WD17 1TR
Tel: +44 (0)1923 478400

PROJECT
KING'S CROSS REDEVELOPMENT PROGRAMME

TITLE
ACCESS RAMP
MEZZANINE LEVEL PLAN
Sheet 3 of 3

CLIENT
Network Rail

Architect
Pascall + Watson architects
5, Carlton Court, 116 Putney Bridge Road London SW15 2NQ
Telephone +44 (0)20 8874 1311
Facsimile +44 (0)20 8874 2584
www.pascall-watson.co.uk

DRAWING NUMBER
KX4-AR-B1-A-PAW-DR-005418
REV
10

