A1

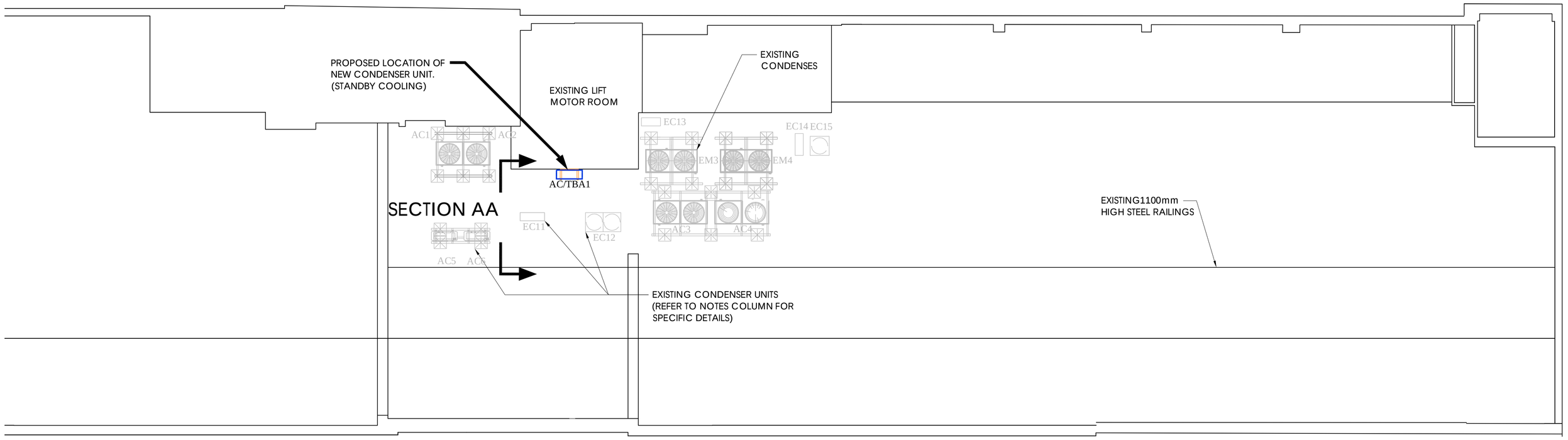

EVERSHOLT STREET

ROOF LAYOUT SHOWING EXISTING UNITS AND PROPOSED LOCATION OF NEW UNIT

N

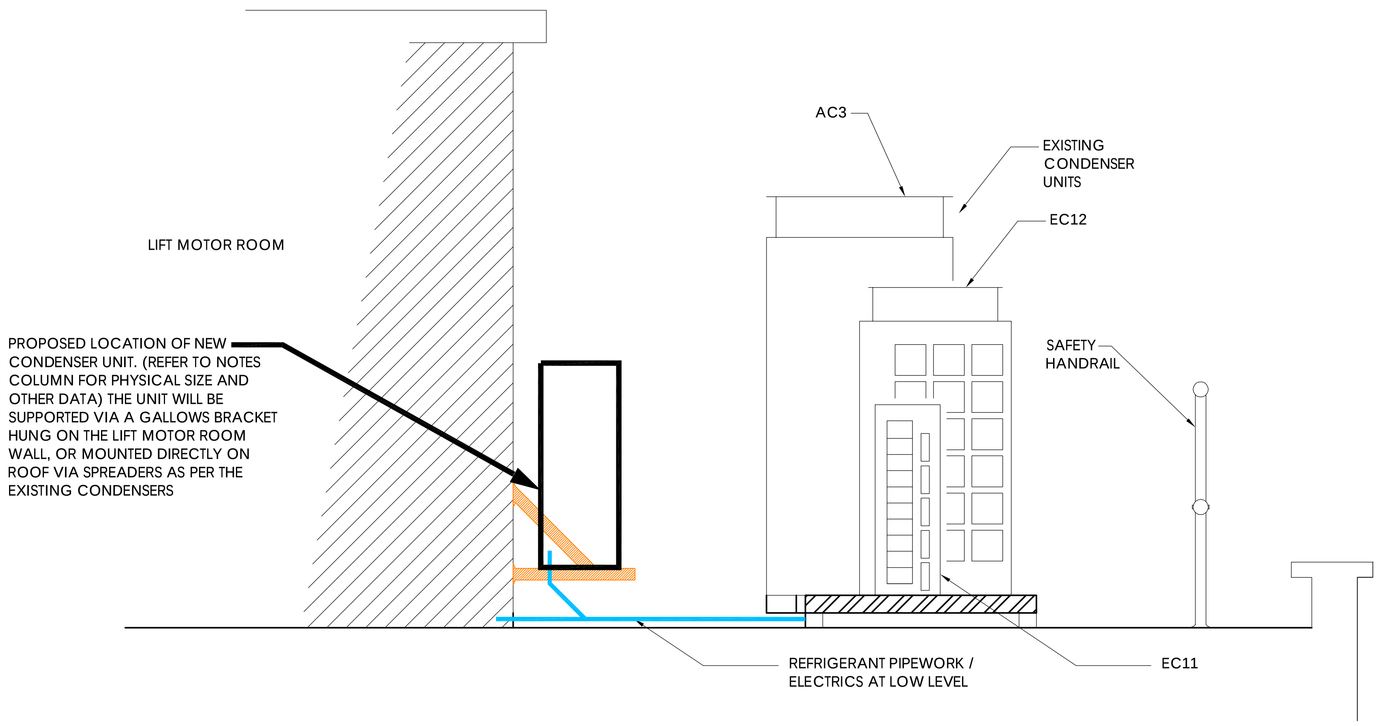

SECTION AA
SCALE 1:20



AERIAL VIEW OF 183 EVERSHOLT STREET

DEFINES THE APPROXIMATE LOCATION OF THE NEW CONDENSER AT ROOF LEVEL

NOTES

NEW UNIT DATA

AC/TBA1: New Mitsubishi PUHZ-RP125YHA2 Condenser Units to serve Second Floor Coms Room
Start: 14amp — Max Run:28amp
Fuse: 32amp — 1ph
Weight Data: — KG: 130
Noise Level — dBA: 50
Dim (WxDxH): 950x360x943

DETAILS OF EXISTING CONDENSER UNITS ON THE ROOF

AC1: Mitsubishi PUHY-P200YGM-A
Noise Level dBA: 56
Dim (WxDxH): 990x877x1840

AC2: Mitsubishi PUHY-P250YGM-A
Noise Level dBA: 57
Dim (WxDxH): 990x877x1840

AC3 : Mitsubishi PUHY-P650YGM-A
Noise Level dBA: 62
Dim (WxDxH): 1990x877x1840

AC4: Mitsubishi PUHY-P650YGM-A
Noise Level dBA: 62
Dim (WxDxH): 1990x877x1840

AC5 - AC6: Mitsubishi PUHZ-RP125YHA2
Noise Level dBA: 50
Dim (WxDxH): 950x360x943

EC UNITS :
OTHER CONDENSER UNITS BY VARIOUS MANUFACTURERS - DETAILS UNKNOWN

rev	dcc	description	dwn	chkd	date
R01		FOR PLANNING APPLICATION	JM	CN	05.05.2010

TROUP BYWATERS + ANDERS
Consulting Building Services Engineers
Seymour House
51 Praed Street
London W2 1NR
T : 020 7565 5666
F : 020 7565 5689
E : PSI@TBandA.com
I : www.TBandA.co.uk

project
183 EVERSHOLT STREET
PLANNING APPLICATION

title
IT ROOM EXTERNAL CONDENSER DETAILS

client
N/A

architect
N/A

project no	drawn by	date	checked	scale
TBA-EV	JM	29.04.2010	CN	1:100@A0

drawing no.
EVERSHOLT-M-RR-001

revision
R01