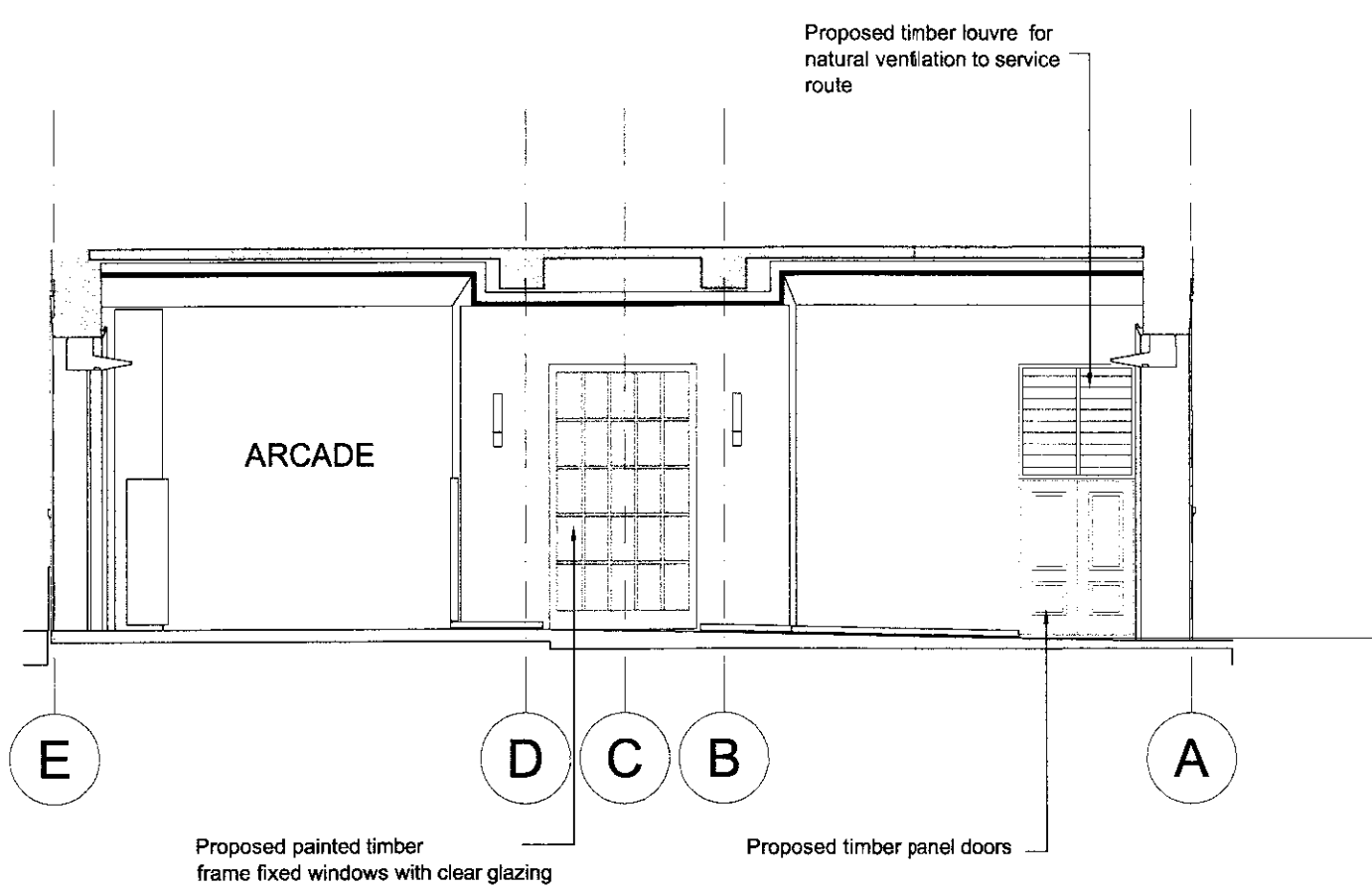
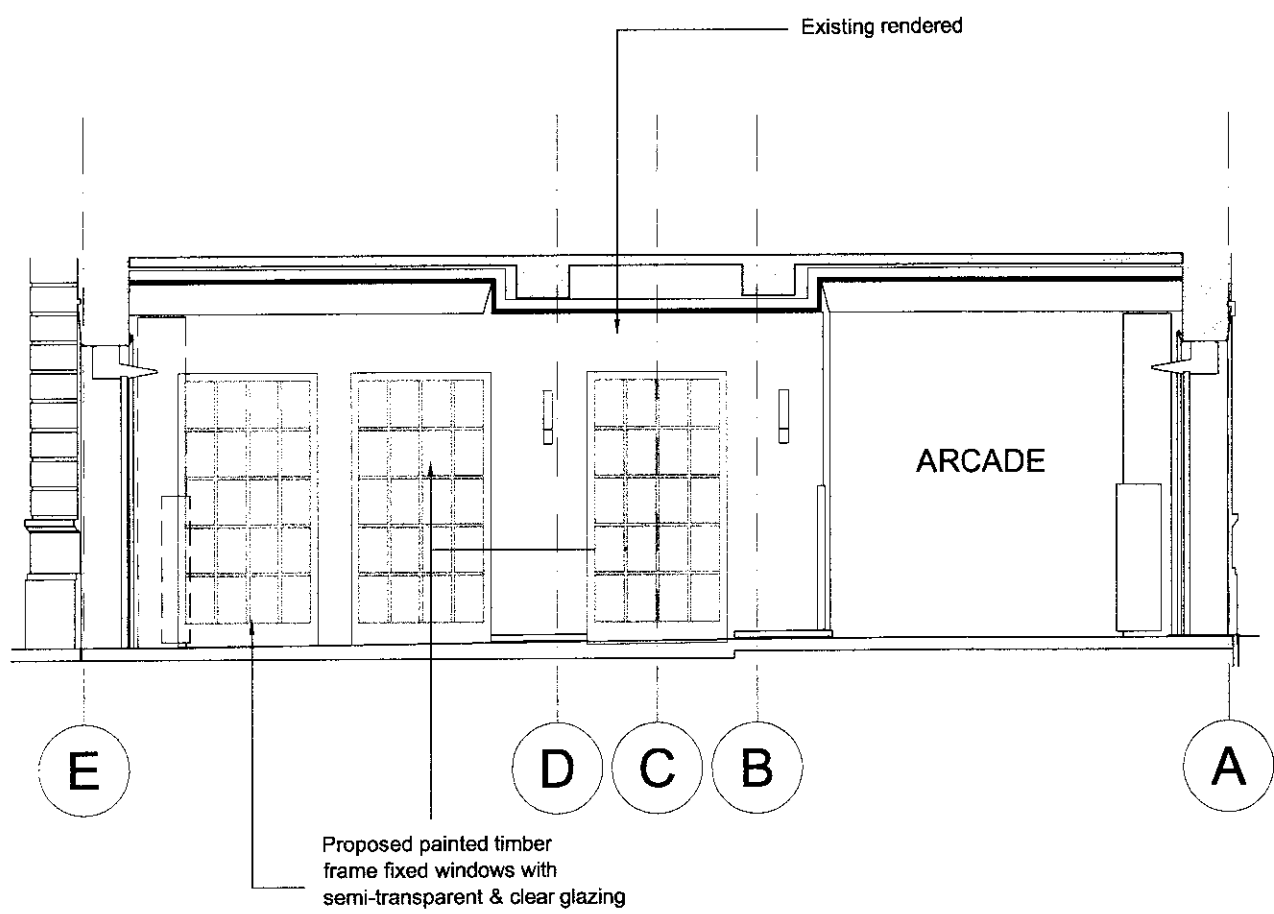



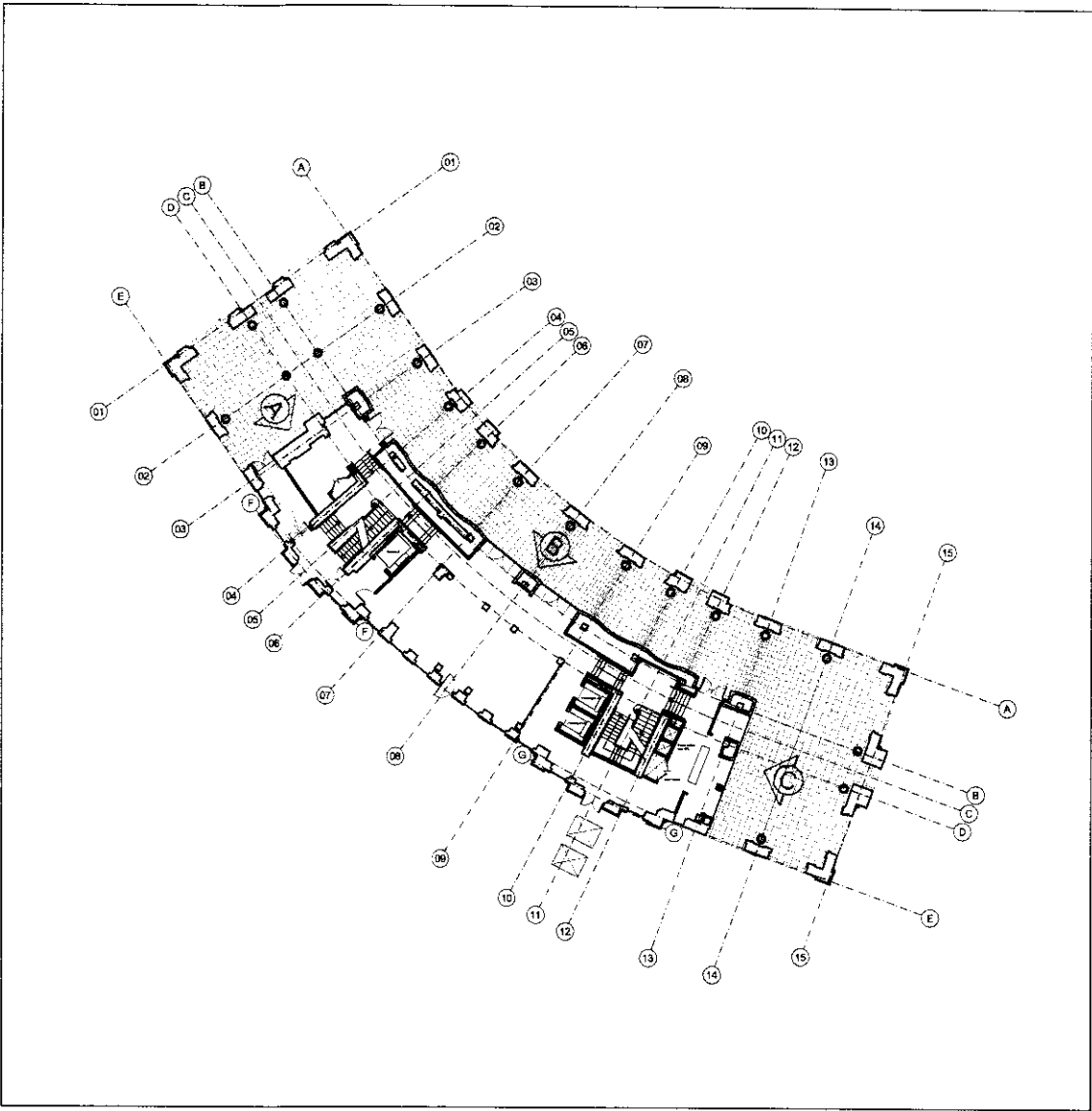
NORTHEAST ARCADE
ELEVATION - B



Arcade Elevations
Scale 1:100 @ A1 (1:200 @ A3)



SCALE BAR (1000 = 1M)



Key Plan

Copyright: All rights reserved. This drawing must not be reproduced without permission.
Only the original drawing should be relied upon. Contractors, subcontractors and suppliers must verify all dimensions on site before commencing any work or making any shop drawings.
All shop drawings to be submitted to the architect for comment prior to fabrication.
This drawing is to be read in conjunction with the Architect's specification, bills of quantities / schedules, structural, mechanical & electrical drawings and all discrepancies are to be reported to the architect.
Do not scale from this drawing. Dimensions are in millimetres unless otherwise stated.

NOTES

Existing elevation taken from Lawray Architects drawings reference no. 212_04_708 Rev B - As Built - dated 12.07

A	ISSUED FOR APPROVAL	June 2010	KS
rev	amendments	date	by
DA Architects Ltd			
tel: 020 7251 8555			Basement Floor
fax: 020 7251 8551			Central House
			142 Clerkenwell St
			EC1V 6AR

**dexter
moren
associates**
architecture urban design
interior design creative media
www.dextermoren.com
dmg@dextermoren.com

57d
jamestown road
london nw1 7db
UK

t: 020 7267 4440
f: 020 7267 6044

project
Great Northern Hotel
King's Cross London
client
Aries GNH (GP) Limited

drawing title
Proposed Elevations
Internal Arcade
drawing status

FOR APPROVAL

scale	date	drawn by	checked by
1:100 @ A1	04.02.10	KS	KS
1:200 @ A3			
job no.	drawing no.	revision	
0835	PP-132	A	