

Copyright. All rights reserved. This drawing must not be reproduced without permission.
Only the original drawing should be relied upon. Contractors, subcontractors and suppliers must verify all dimensions on site before commencing any work or making any shop drawings.
All shop drawings to be submitted to the architect for comment prior to fabrication.
This drawing is to be read in conjunction with the Architect's specification, bills of quantities / schedules, structural, mechanical & electrical drawings and all discrepancies are to be reported to the architect.
Do not scale from this drawing. Dimensions are in millimetres unless otherwise stated.


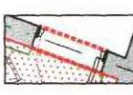
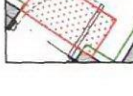
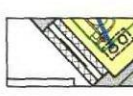



NOTES

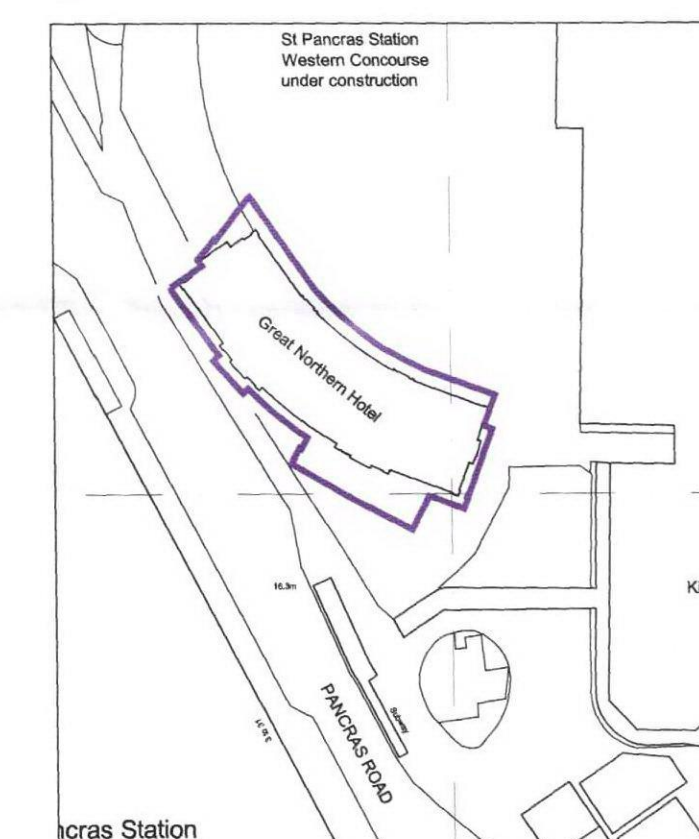
Existing plan taken from Lawray Architects drawings reference no. 212_09_102 Rev A 'as built' dated 10 Dec 2008.

Drawing also overlaid against Michael Gallie & Partners Survey drawings reference no. 6303/05 rev A dated Nov 2005.

PLEASE NOTE - Internal wall thickness currently not indicated. Areas of lining TBC. Thickness will approximately be 100mm.

Bathroom layouts and SVP positions indicative only.

-  Floor demolished
New Floor Structure required
-  Red dashed line indicating walls demolished
New openings
-  Red hatched area indicating approximate area of Lath & Plaster ceiling which will require careful removal to install services in to guestroom. Refer to Sections AA and BB PP-134 & 135 for corridor section. Services turn between existing timber joists were possible.
-  New internal walls
Existing openings blocked up
-  Green line indicates proposed line of overcladding to achieve thermal and acoustic requirements
-  Existing Floor to be carefully removed, timber joists replaced as required to create walk-in shower to a fall
-  Proposed positions for waste pipes through existing floor. Holes to be carefully core drilled to Structural Engineer's and Architectural Historian's requirements



D	ISSUED FOR APPROVAL	June 2010	MC
C	New openings added following DAA plan issue	31.03.10	KS
B	ISSUED FOR PRE APPLICATION	08.02.10	MC
A	DAA information incorporated	14.01.10	MC
	Issued to design team for co-ordination	06.01.10	MC
rev amendments		date	by
DA Architects Ltd			
tel: 020 7251 8555		Basement Floor	
fax: 020 7251 8551		Central House	
		142 Central St	
		EC1V 6AR	

dexter moren associates
architecture urban design
interior design creative media
www.dextermoren.com
dma@dextermoren.com

57d
jamestown road
london nw1 7db
UK


t: 020 7267 4440
f: 020 7267 6044

project
Great Northern Hotel
King's Cross London
client
Aries GNH (GP) Limited

drawing title
Proposed General Arrangement
Second Floor
drawing status

FOR APPROVAL			
scale	date	drawn by	checked by
1:100 @ A1	05.01.10	MC	KS
1:200 @ A3			
job no.	drawing no.	revision	
0835	PP-123	D	

Proposed Second
Scale 1:100 @ A1 (1:200 @ A3)



SCALE BAR (1000 = 1M)