


FACES A and C



FACE B



FACE D1



FACE D2



MATERIALS:

Housing, panels and doors:
Gravity cast aluminium, powder coated with graffiti resistant coating

Mapping, information and roundel panels:
Toughened glass

Top Cap:
Thermoplastic moulding

COLOUR REFERENCES:

Roundel and stop name panel:
NCS S 1040-B80G
(Pantone 338 turquoise)

Roundel bar and stop name:
NCS S 4060-R80B
(Pantone 072 blue)

Terminal body :
NCS S 8010- R90B
(Pantone 296C dark Blue)

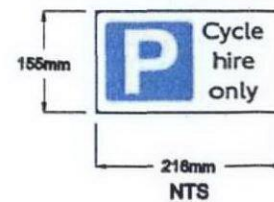
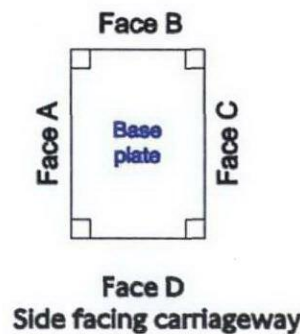
Roundel panel background:
NCS S 0500-N (white)

Terminal Trim and Cap/Top:
Silver Grey RAL 9007

NOTE:

For larger or busier docking stations, Faces A & C (Mapping) and Faces B & D2 (registrations/payment functionality).

For smaller, less busy docking stations, faces A & C (Mapping), Face B (registrations/payment functionality), Face D1, additional information.



Variant of Traffic Signs Regulations and General Directions 2002 Diag. 660 as approved by Department for Transport (DfT).



TERMINAL DESIGN
LONDON CYCLE HIRE SCHEME

NOTES:

1. All dimensions in millimetres
2. For foundations see separate drawing

SITE NAME
VARIOUS

SITE NO: ALL
BOROUGH ALL
POSTCODE ALL

Drawn SH Scale 1:20 @ A3
Checked GM Date: 13/01/10

Drg. No. CHS_2_T
File Path & Name Rev. 3