


PROPOSED SIDE ELEVATION
SCALE 1:50

NOTE:

All existing windows to be replaced black powder coated aluminium top hung casements and glazed with low E glazed units.



Black powder coated louvre panel



Solid inset panels.
See manufacturers details

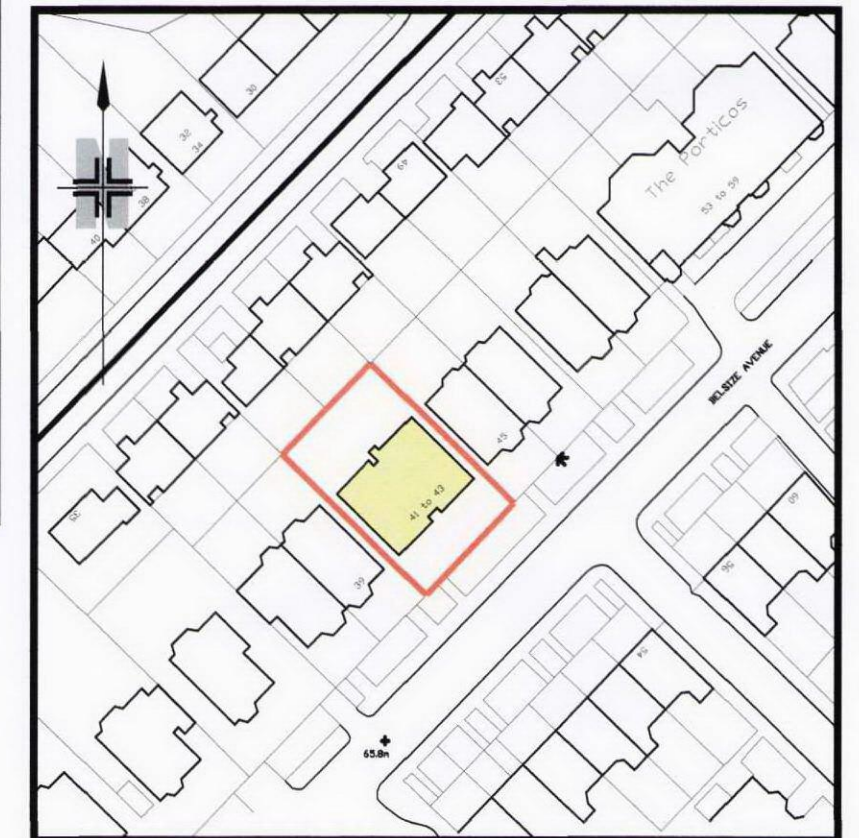
© This drawing is copyright.

Do not scale from this drawing.
AKDP to be informed of any discrepancies.
Contractor to check all dimensions on site.

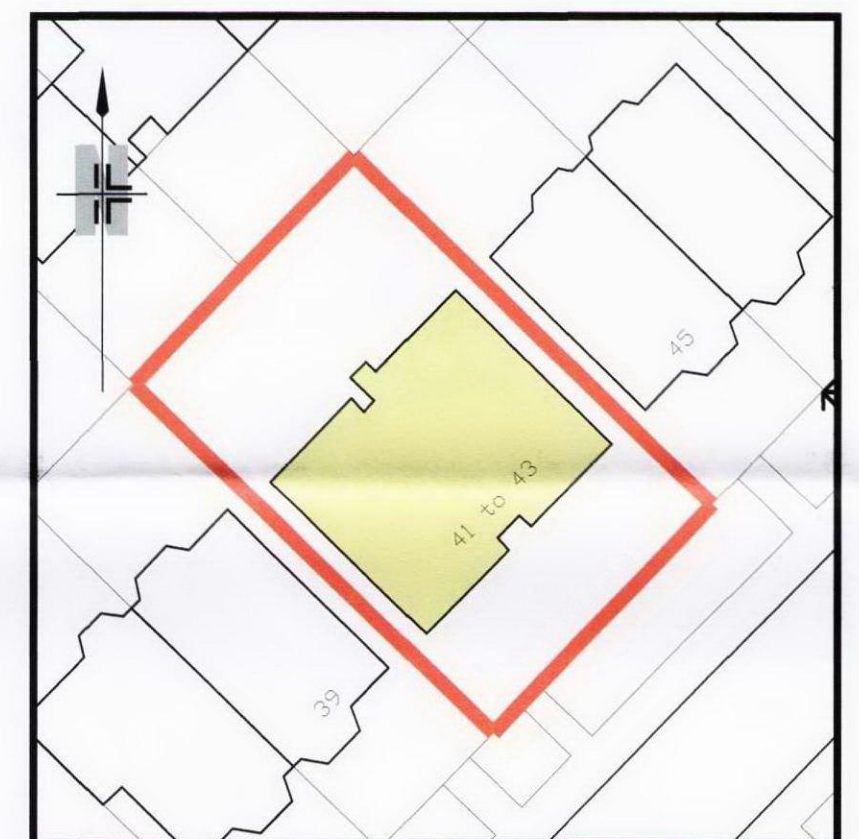


TO BE READ IN CONJUNCTION WITH
PROPOSED WINDOW CASEMENTS
ELEVATIONS & SECTIONS
2741_301

TO BE READ IN CONJUNCTION WITH
SPECIALIST GLAZING
MANUFACTURERS FINAL DESIGNS



LOCATION PLAN
SCALE 1:1250



SITE PLAN
SCALE 1:500

PLANNING

P3	17.05.10	WINDOW TYPES 2, 4, 6, 7 & 8 CHANGED TO 'TILT AND TURN' ALUMINIUM WINDOWS.	AJC	SML
P2	07.12.09	PLANNING APPROVAL. Local Authority's recommendations added.	NM	KS
REV	DATE	DESCRIPTION	BY	APP'D

CLIENT
Apollo London Limited
Conquest House,
Church Street,
Waltham Abbey,
Essex EN9 1DX.
Tel: 01992 650333
Fax: 01992 650999

PROJECT
**PROPOSED REFURBISHMENT TO
41-43 BELSIZE AVENUE
LONDON
NW3**

DRAWING TITLE
**PROPOSED SIDE ELEVATION
INDICATING WINDOW REPLACEMENT**

DATE	Nov 2009	DWG. No.	2741.112	REV.	P3
SCALE	1:50 (A1)				
DRAWN BY:	TAJC	DATED	24/11/09		
CHECKED BY:	SML	DATED	24/11/09		
APPROVAL BY:		DATED			

AK DESIGN PARTNERSHIP LLP
CHARTERED BUILDING CONSULTANCY
BUILDING SURVEYORS
BUILDING DESIGNERS
PROJECT MANAGERS

