

ground beams on grids 1. Grnd bms on grids 2 and 3 as indicated

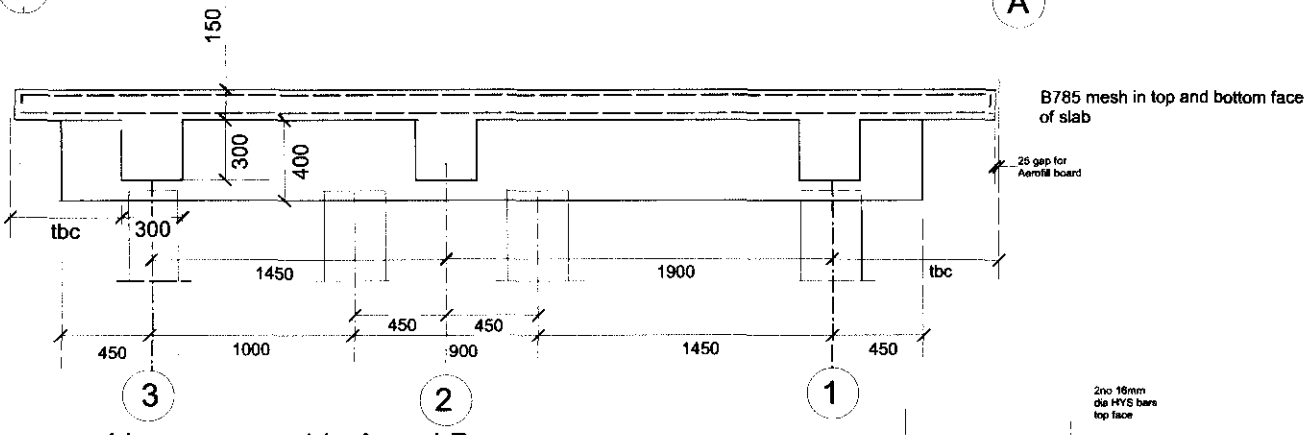

ground beams on grids A and B

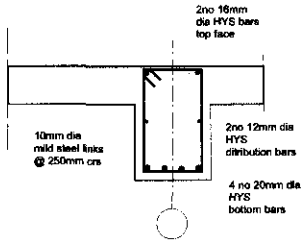

typical section through ground beams 1,2 and 3

Short bored piles
Nominal 350mm dia piles designed to take the loads shown below.

75kN

These are working [unfactored] loads [dead loads and imposed loads].

Top of piles to be sleeved to deal with the close proximity of the large
tree in the rear garden

Details new concrete ground slab:
Generally 150mm thick, Concrete mix: RC30
Bottom face and top face: B785 mesh [10mmdia bars @ 100mmcrs]
Laps to main steel: 450mm
Cover to reinft: to bottow face- 25mm, to top face- 20mm

Details new concrete ground beams:
Concrete mix: RC30
Main reinforcement, top and bottom to be High Yield Steel, deformed to BS4482
laps to reinft: 20mm dia:
Cover to reinft: to bottow face- 50mm, to top face- 25mm

Details of ground beams:
Concrete to be grade RC30
Main reinforcement to be High Yield Steel
Distribution Reinforcement to be mild steel
Cover to reinforcement: To bottom face- 50mm,
to sides and top: 25mm

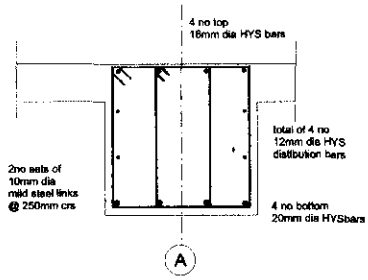

typical section through ground beam A

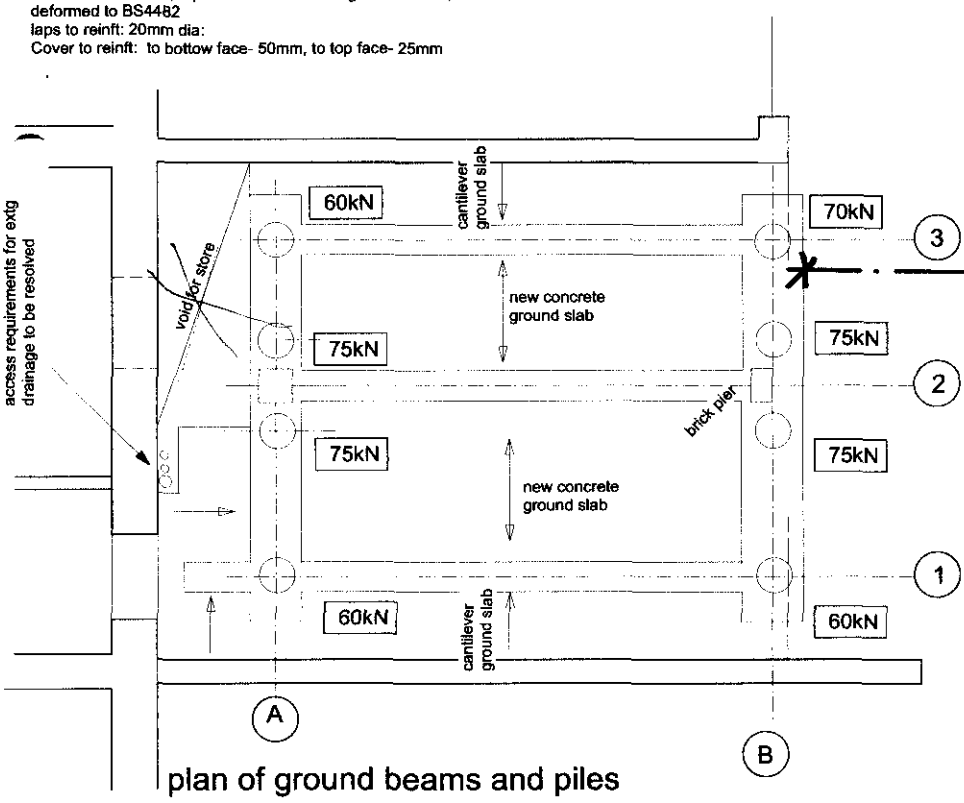

plan of ground beams and piles

TREE TRUNK

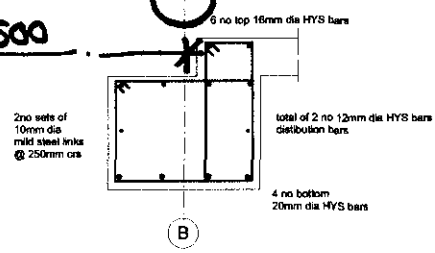

typical section through ground beam B

rev A: Cut-out in slab for basement store 12.07.10

ECA Ltd 1 Baldwin Terrace N1 7RJ tel: 020 7701 1975			
140-142 Royal College Street			
ground beam details			
date May 2010	scale 1/ 50 1/10	drg	SE 8 rev A

CONDITION 4