




Location Plan (1:1250)




Location 1



Location 2




Location 3




Location 4



Location 5



Location 6



Location 7

General Notes
 1) This drawing is to be read in conjunction with all other relevant architect's and specialist's drawings and details.
 2) Do not scale from this or any other Peter Cole Consultants drawing.
 3) All dimensions to be checked on site prior to construction or fabrication.
 4) All dimensions, levels and setting-out to be confirmed by architect.

A02	Revised model images and includes existing photograph views.	June 2010	RWDC
A01	Issued for comments from local planning authority	June 2010	PJC
REV:	DETAILS:	DATE:	BY:
			CH/B

PCC Construction Services Ltd
 Brunel House, Deepdale Enterprise Park,
 Wellingham, Lincoln LN2 7LL
 E: info@pccconsult.co.uk www.pccconsult.co.uk
 T: 01522 596 910 F: 01522 596 911

CLIENT:
Verizon Business

PROJECT DETAILS:
UK 5 Expansion
 Canal Reach
 2 St Pancras Way
 London
 NW1 0QG

DRAWING TITLE:
View From Tow Path Across To Proposed Roof Plant Deck UK5

STATUS:
APPROVALS

DRAWN BY: RWDC	PROJECT DESIGNERS: RWDC	PAPER SIZE: A1
DATE: June 2010	SCALE: 1:1250	CHECKED: PJC
DRAWING NUMBER: 6238/20	REVISION:	A02