A1

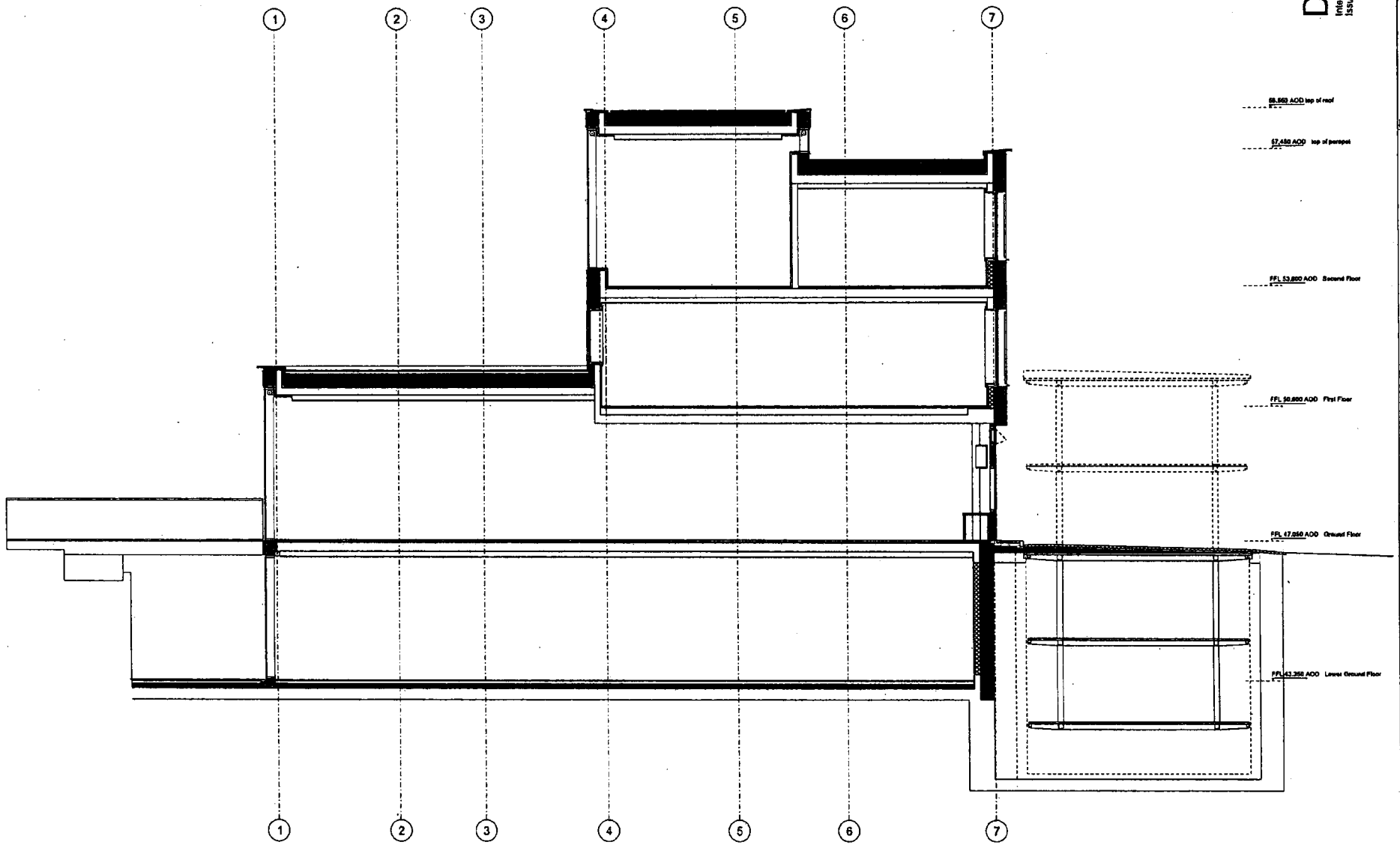

DRAFT
Internal layout not incorporated
Issued for information only

Queen's Grove Residence
40 Queen's Grove, NW8
Section AA
General Arrangement Section
1:50
28.04.16
PO
EPWCSE 03/210

Eric Parry Architects

A1

DRAFT
Internal layout not incorporated
Issued for information only

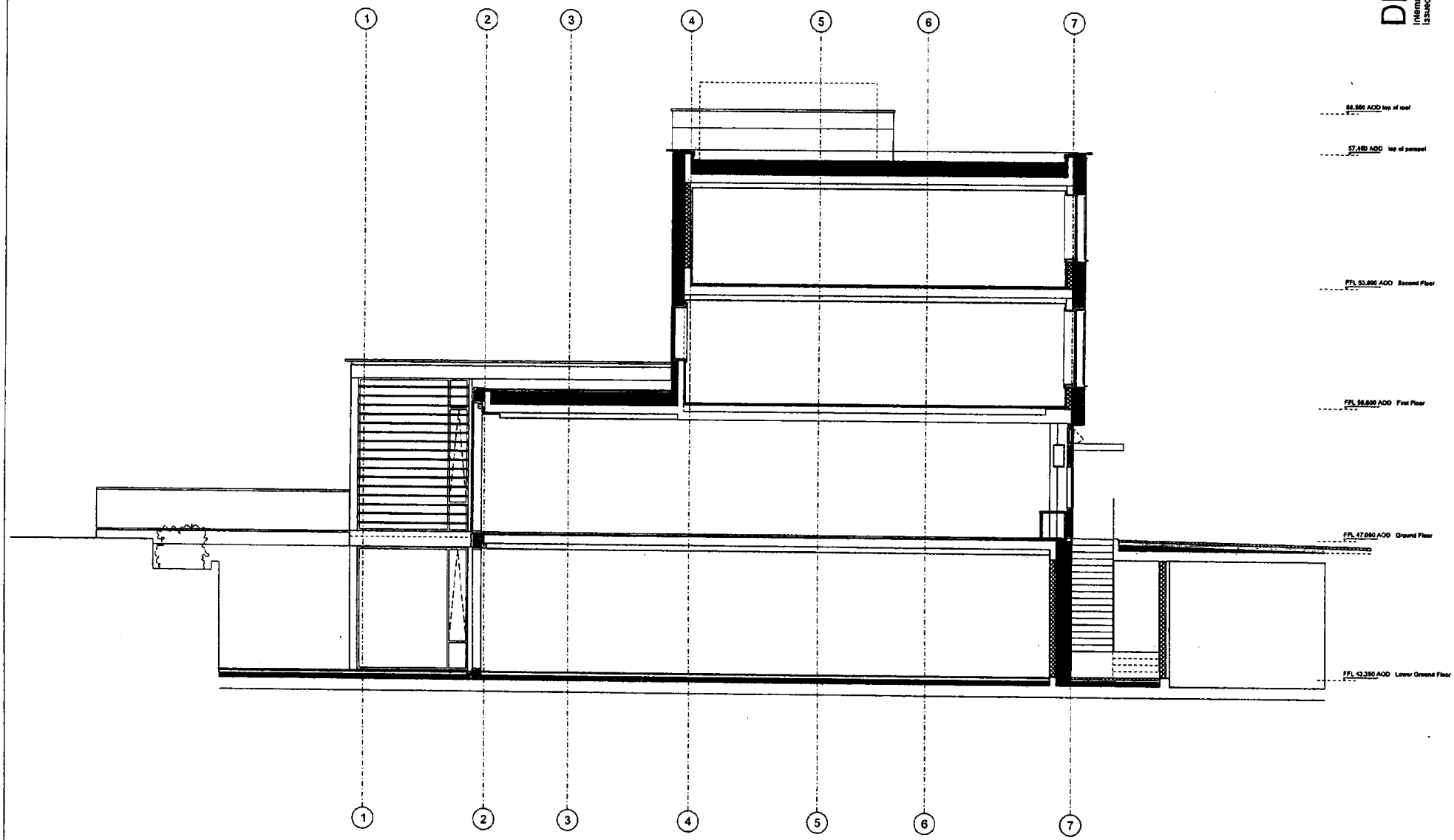

Queen's Grove Residents
40 Queen's Grove, NW8
Section BB
General Arrangement Section
1:50
28.04.10
DL
PO
03/211
P0
Eric Parry Architects

A1

Note:
Setting out of final lift solution
to be reviewed.
Column sizes are indicative
Refer to Structural Engineer drawings

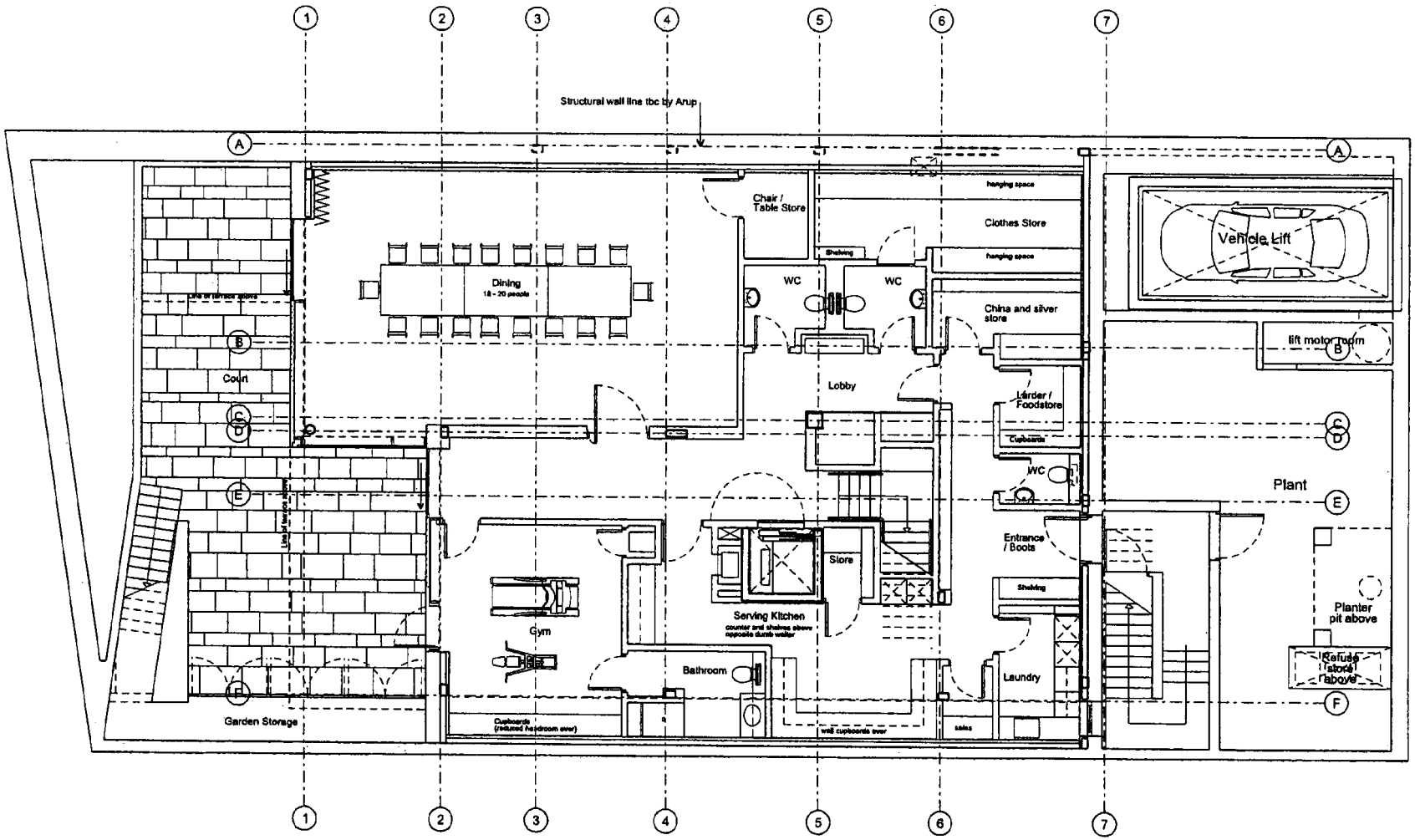

Queen's Grove Residents

49 Queen's Grove, NW8

Proposed GA Basement Plan

Eric Parry Architects

01 200

P0

A1

Note:
Setting out of final lift solution
to be reviewed
Column sizes are indicative
Refer to Structural Engineer drawings

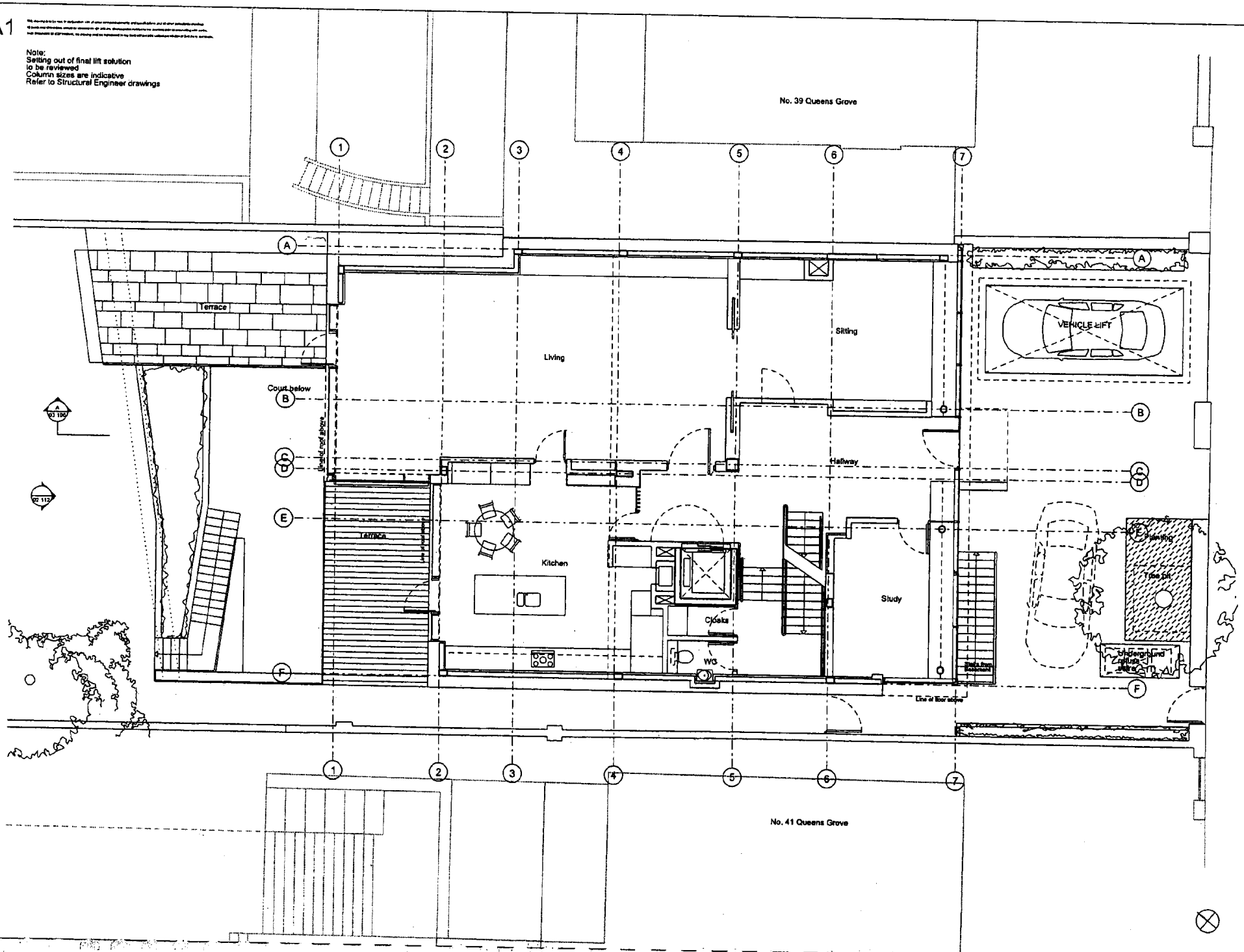

Queen's Grove Residence
40 Queen's Grove, NW8
Proposed GA Ground Floor Plan
01 201
P0
Eric Parry Architects

A1

Note:
Setting out of final lift solution
to be reviewed with corridor width to
dressing room.
Column sizes are indicative
Refer to Structural Engineer drawings

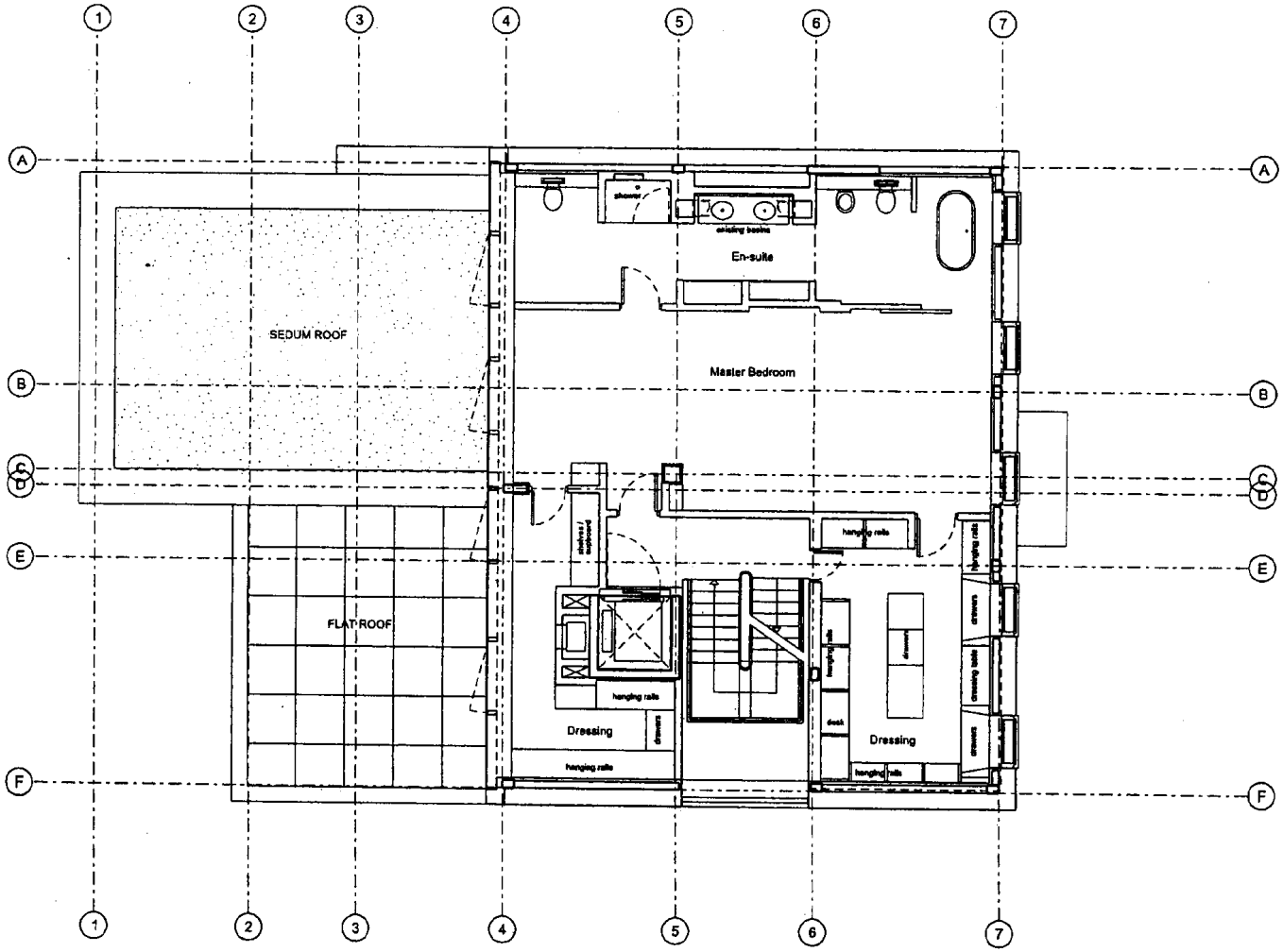

Queen's Grove Residents

40 Queen's Grove, NW8

Proposed GA First Floor Plan

BA/QGR 01 202

P0

Eric Parry Architects

A1

Note:
Setting out of final lift solution
to be reviewed with corridor width to
dressing room.
Column sizes are indicative
Refer to Structural Engineer drawings

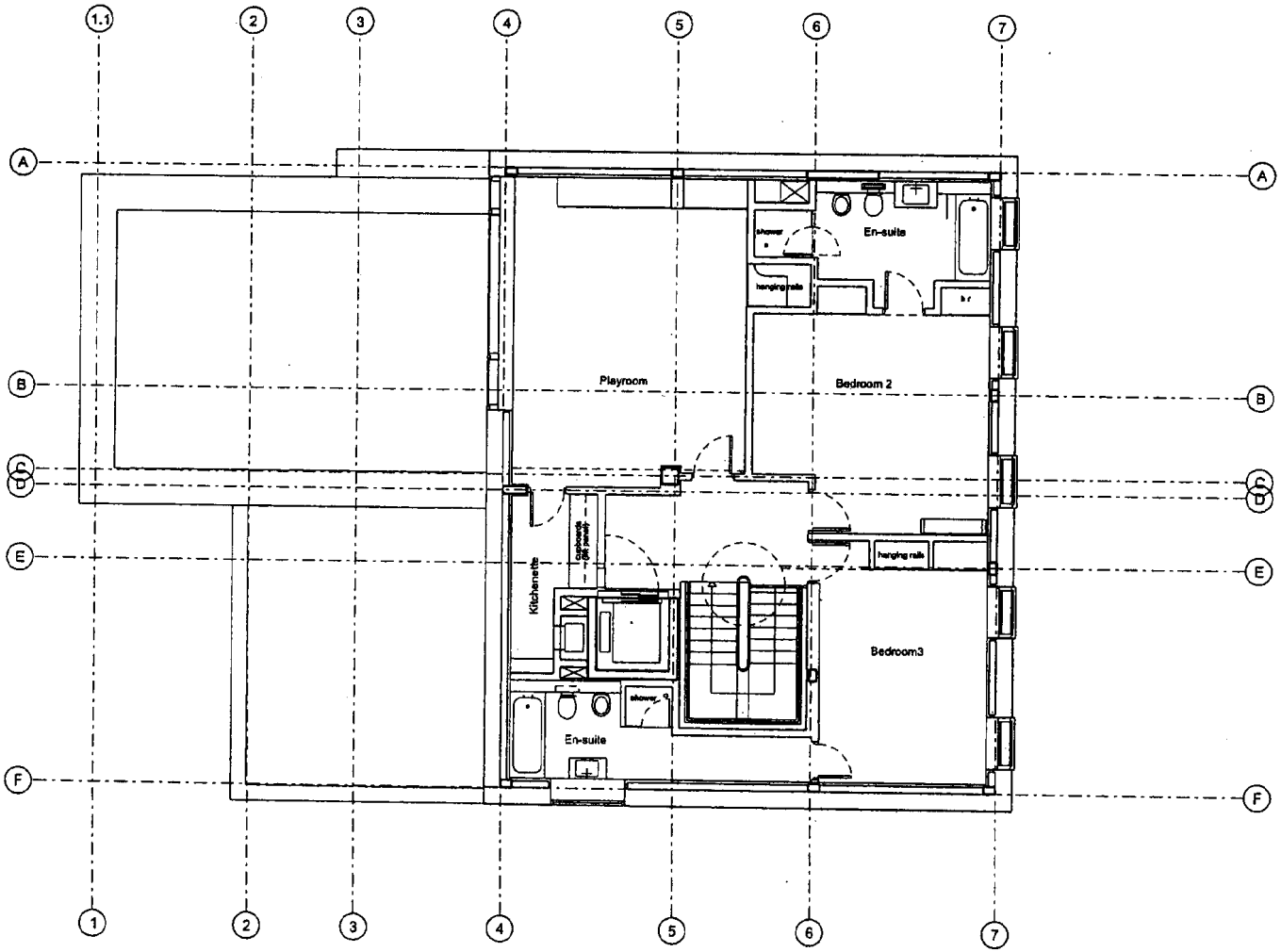

Queen's Grove Residents

40 Queen's Grove, NW8

Proposed GA Second Floor Plan

Eric Parry Architects

01 203

P0

A1

Note:
Setting out of final lift solution
to be reviewed.
Structure and finish to playroom roof tbc
Column sizes are indicative
Refer to Structural Engineer drawings

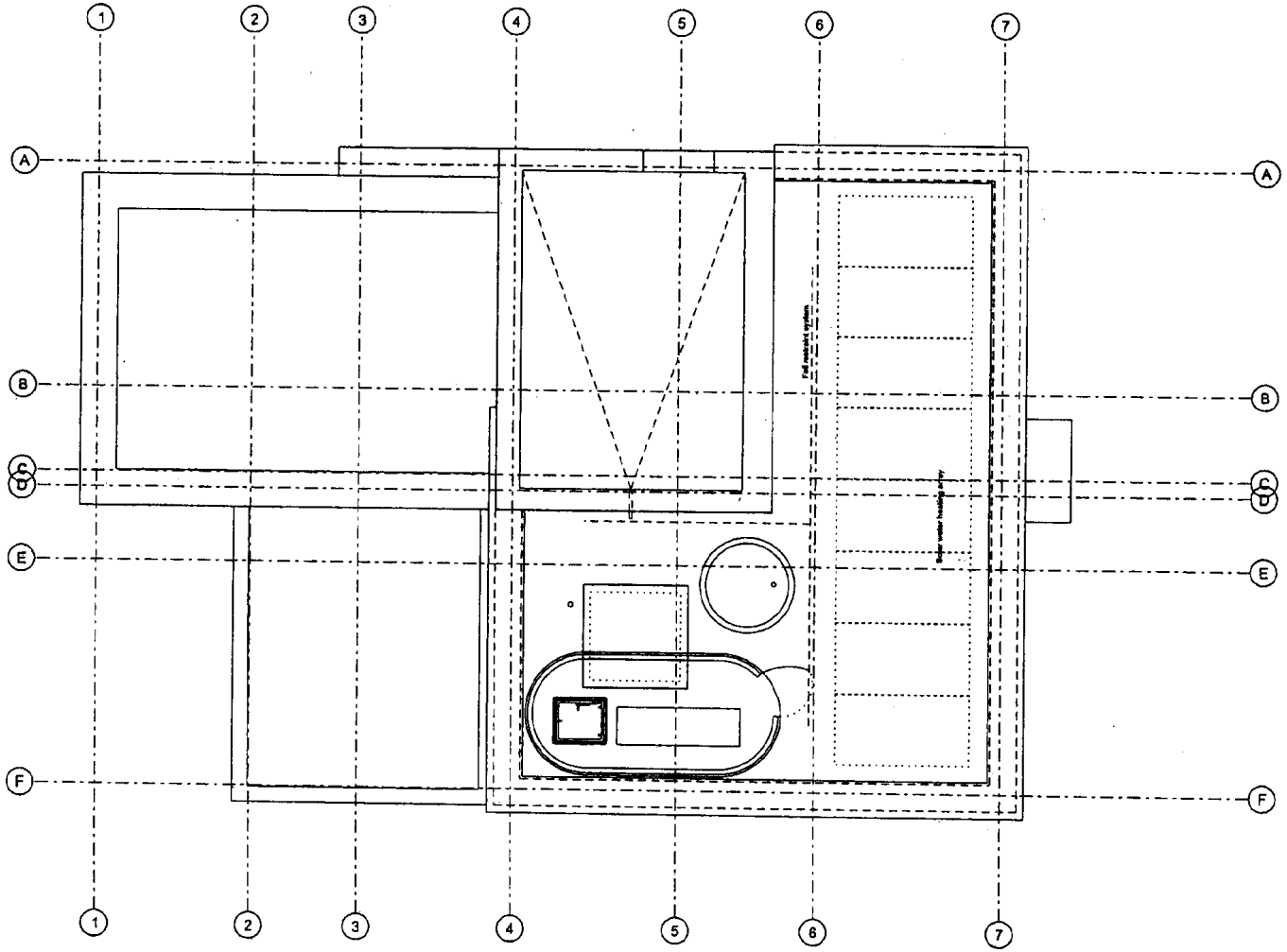

Queen's Grove Residence
40 Queen's Grove, NW8
Proposed GA Roof Plan
Eric Parry Architects
01 204
P0

A3

This drawing is to be read in conjunction with all other contract documents and specifications and all other consultants drawings.
All levels and dimensions should be checked on site and any discrepancies notified to the Architect prior to proceeding with works.
THIS DRAWING IS COPYRIGHT. No drawing shall be reproduced in any form without prior written permission of Eric Parry Architects.

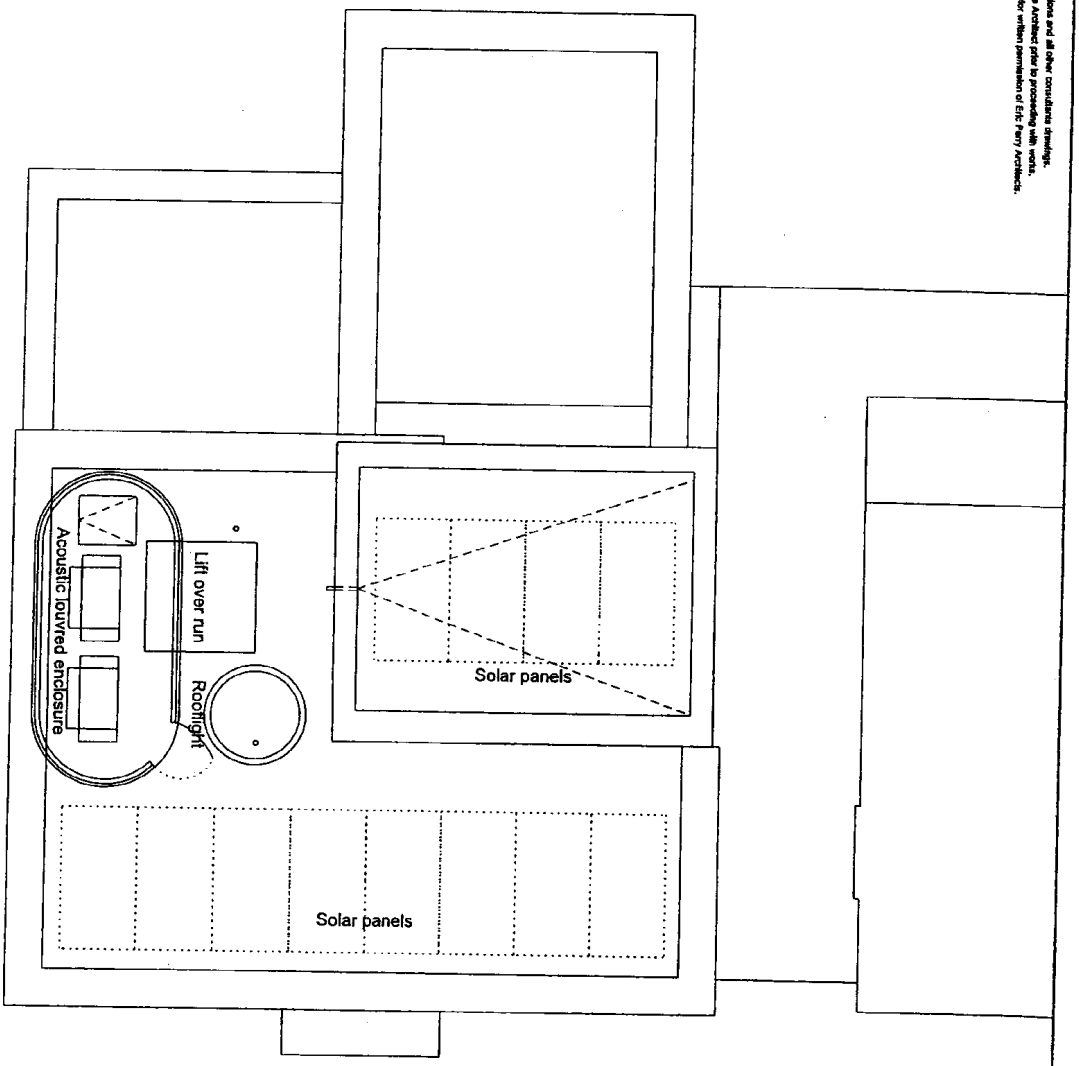

PLANNING

Rev	Description	Date	By
P0	Issued for planning	14.05.10	BL
P1	Issued for planning	17.05.10	BL

28 - 42 Banner Street
London EC1Y 8QE
Tel 020 7608 9600
Fax 020 7608 9601
www.ericparryarchitects.co.uk

Eric Parry Architects

client	Queen's Grove Residents
project	40 Queen's Grove, NW8
drawing title	Revised Proposed Roof Plan
scale	1:100@A3
drawn by	RD
date	May 2010
checked by	RK
drawing no	EPA QGR 01 124
rev	P1

A3

This drawing is to be read in conjunction with all other contract documents and specifications and all other consultants drawings.
All levels and dimensions should be checked on site and any discrepancies notified to the Architect prior to proceeding with works.
THIS DRAWING IS COPYRIGHT. No drawing shall be reproduced in any form without prior written permission of Eric Parry Architects.

PLANNING

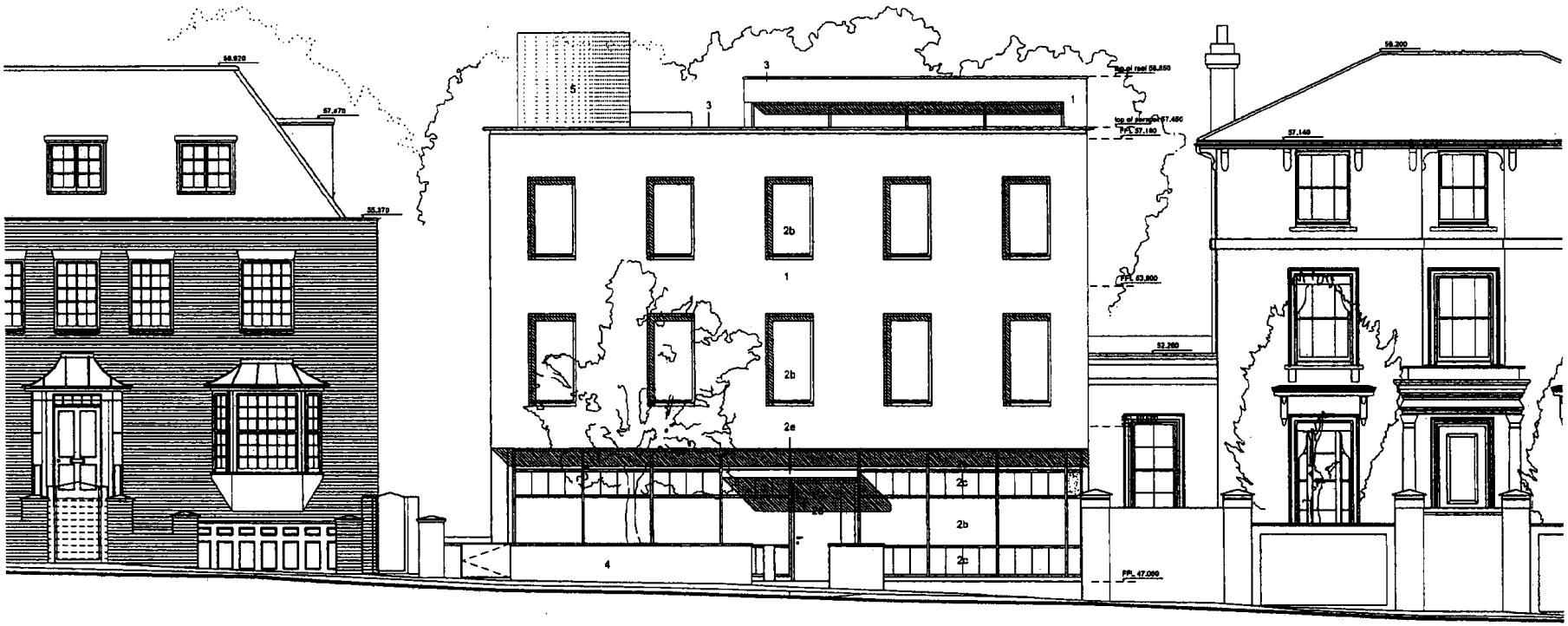

41 40 39

Materials Key

1 Render finish
2a Double glazed system with top hung vents
2b Triple glazed side hung inward opening casement window behind fixed vented flush single glazed rainscreen
External grade venetian blinds to cavity
2c Glazed porcelain panelling / rainscreen
2d Flush painted metal door
2e Painted metal canopy with lighting
3 Folded aluminium coping
4 Rendered wall to forecourt
5 Acoustic louvred enclosure

General Key

1 Wall Finish

Smooth render 'Stucco' finish
to built up insulated wall system
System to be designed to avoid
movement and day joints

2 Glazing and Porcelain panelling

Translucent and / or clear glass to structurally glazed system
Glazed porcelain panels
Glazing to be low iron, low e neutral solar control glass.
Painted finish to aluminium

3 Copings and cills

Painted folded aluminium copings
shadow / rebate detail with concealed fixings
and back drained to roof
Painted aluminium louvred roof enclosure

Rev	Description	Date	By
P0	Issued for planning	14.05.10	
P1	Issued for planning	17.05.10	BL

28 - 42 Banner Street
London EC1Y 8QE
Tel 020 7608 9600
Fax 020 7608 9601
www.ericparryarchitects.co.uk

Eric Parry Architects

client: Queen's Grove Residents

project: 40 Queen's Grove, NW8

drawing title: Revised Proposed Street Elevation

scale	drawn by	rev
1: 100	RD	P1
date	checked by	
May 2010	RK	

drawing no: EPA QGR 02 120

A3

This drawing is to be read in conjunction with all other contract documents and specifications and all other consultants drawings.
All levels and dimensions should be checked on site and any discrepancies notified to the Architect prior to proceeding with works.
THIS DRAWING IS COPYRIGHT. No drawing shall be reproduced in any form without prior written permission of Eric Parry Architects.

Composite North Elevation including lower ground floor elevation

PLANNING

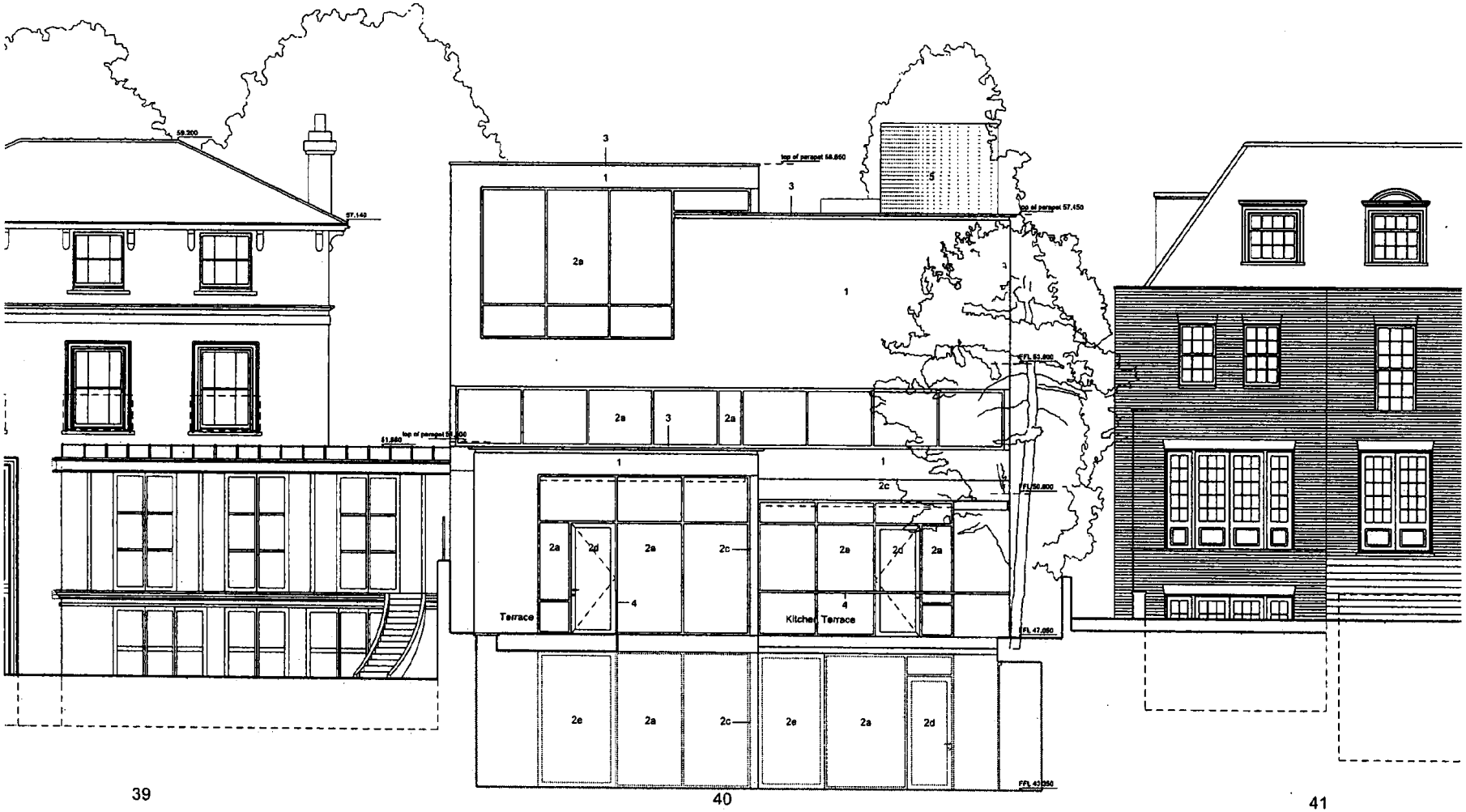

Materials Key

1 Render finish
2a Double glazed system with top hung / parallel opening vents
2b External grade venetian blinds to cavity
2c Painted metal panel / upstand to roof edge
2d Glazed side hung door
2e Glazed sliding doors
3 Folded aluminium coping
4 Laminated glass balustrades
5 Acoustic louvred roof enclosure

General Key

1 Wall Finish

Smooth render 'Stucco' finish to built up insulated wall system
System to be designed to avoid movement and day joints

2 Glazing and Porcelain panelling

Translucent and / or clear glass to structurally glazed system
Glazing to be low iron, low e neutral solar control glass.
Painted finish to aluminium

3 Copings and cills

Painted folded aluminium copings
shadow / rebate detail with concealed fixings and back drained to roof
Painted aluminium louvred roof enclosure

Rev	Description	Date	By
P0	Issued for planning	14.05.10	BL
P1	Issued for planning	17.05.10	BL

Eric Parry Architects
28 - 42 Banner Street
London EC1Y 8QE
Tel 020 7608 9600
Fax 020 7608 9601
www.ericparryarchitects.co.uk

client: Queen's Grove Residents
project: 40 Queen's Grove, NW8
drawing title: Revised Proposed Garden Elevation

scale: 1: 100
drawn by: RD
date: May 2010
checked by: RK
drawing no: EPA QGR 02 121
rev: P1

A3

This drawing is to be read in conjunction with all other contract documents and specifications and all other consultants drawings.
All levels and dimensions should be checked on site and any discrepancies notified to the Architect prior to proceeding with works.
THIS DRAWING IS COPYRIGHT. No drawing shall be reproduced in any form without prior written permission of Eric Parry Architects.

PLANNING

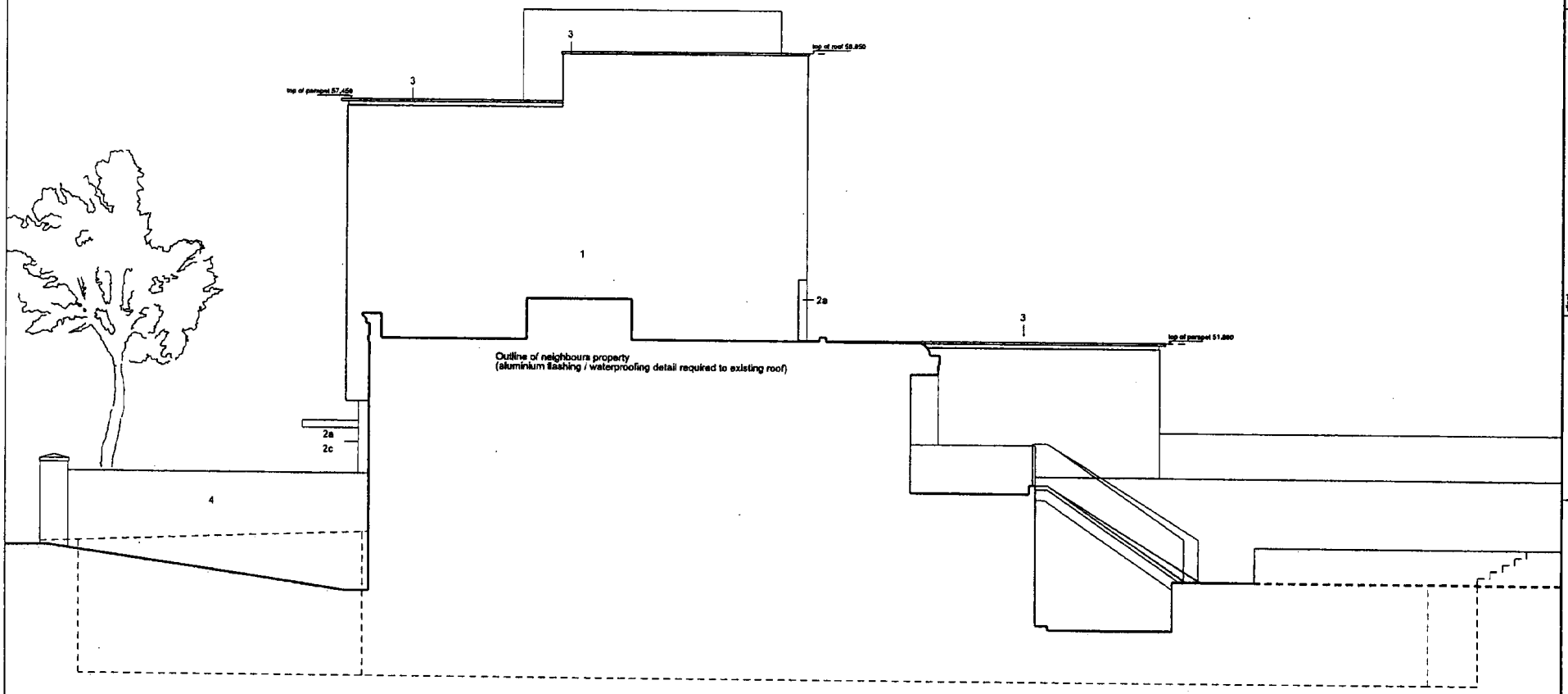

Materials Key

1 Render finish
2a Double glazed system with top hung / parallel opening vents Return to this elevation to be fire rated to FR60 (internally)
2c Glazed porcelain panelling / rainscreen Return to this elevation to be fire rated to FR60 (internally)
3 Folded aluminium coping
4 Rendered wall to forecourt

General Key

1 Wall Finish

Smooth render 'Stucco' finish to built up insulated wall system System to be designed to avoid movement and dey joints

2 Glazing and Porcelain panelling

Translucent and / or clear glass to structurally glazed system Glazing to be low iron, low e neutral solar control glass. Painted finish to aluminium

3 Copings and cills

Painted folded aluminium copings shadow / rebate detail with concealed fixings and back drained to roof Painted aluminium louvred roof enclosure

Rev	Description	Date	By
P0	Issued for planning	14.05.10	BL
P1	Issued for planning	17.05.10	BL

28 - 42 Banner Street
London EC1Y 8QE
Tel 020 7608 9600
Fax 020 7608 9601
www.ericparryarchitects.co.uk

Eric Parry Architects

client: Queen's Grove Residents

project: 40 Queen's Grove, NW8

drawing title: Revised Proposed North East Elevation

scale: 1: 100

date: May 2010

drawn by: RD

checked by: RK

drawing no: EPA QGR 02 122

rev: P1

A3

This drawing is to be read in conjunction with all other contract documents and specifications and all other consultants drawings.
All levels and dimensions should be checked on site and any discrepancies notified to the Architect prior to proceeding with works.
THIS DRAWING IS COPYRIGHT. No drawing shall be reproduced in any form without prior written permission of Eric Parry Architects.

PLANNING

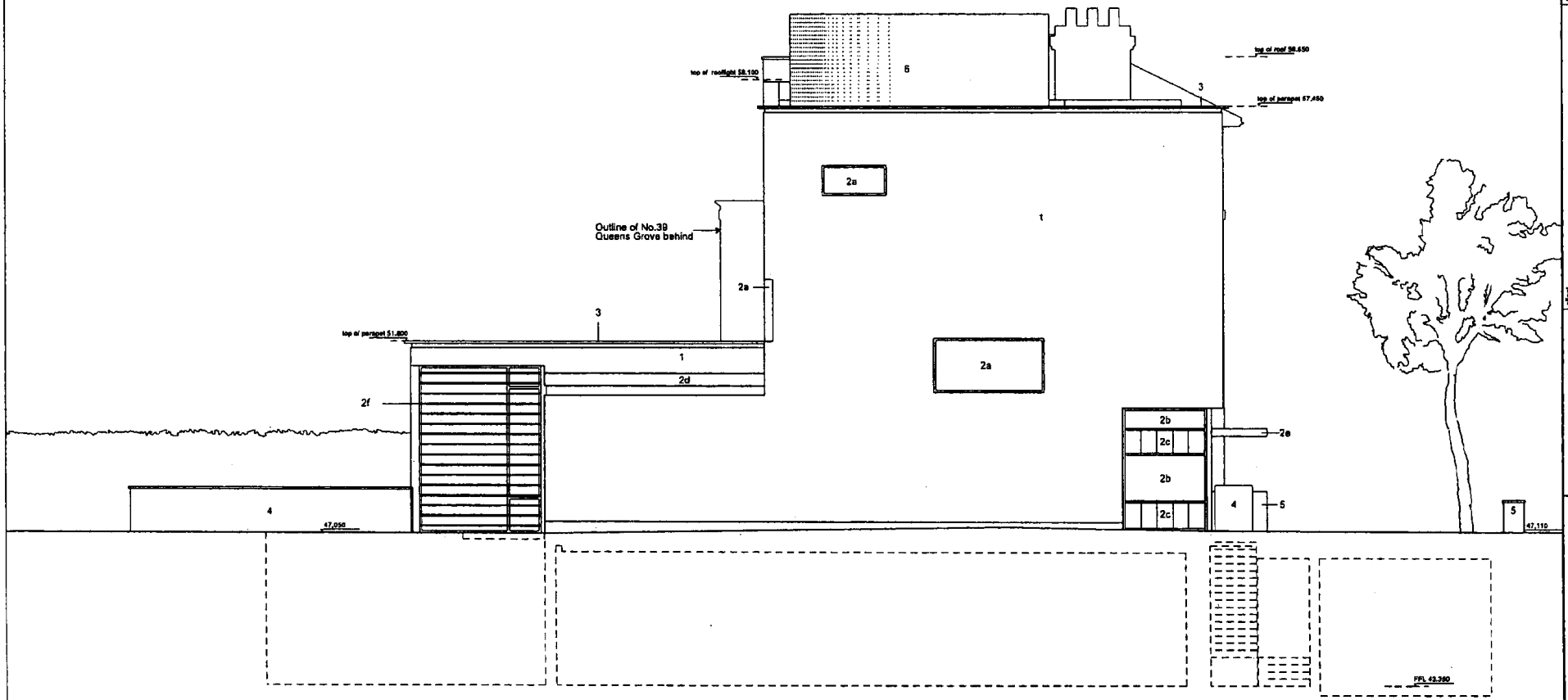

Materials Key

1 Render finish
2a Fixed double glazed window
2b Triple glazed side hung inward opening casement window behind fixed vented flush single glazed rainscreen External grade venetian blinds to cavity
2c Glazed porcelain panelling / rainscreen
2d Flush painted metal panel / upstand to roof edge
2e Painted metal canopy with lighting
2f Painted rectangular section extruded aluminium louvre blades in front of glazing as 2a
2g Double glazed side hung inward opening casement window behind fixed vented flush single glazed rainscreen External grade venetian blinds to cavity
3 Folded aluminium coping
4 Laminated glass balustrades
5 Rendered wall to forecourt
6 Acoustic louvred roof enclosure

General Key

1 Wall Finish

Smooth render 'Stucco' finish to built up insulated wall system System to be designed to avoid movement and day joints

2 Glazing and Porcelain panelling

Translucent and / or clear glass to structurally glazed system
Glazed porcelain panels as rainscreen or insulated cassette (tbc)
Glazing to be low iron, low e neutral solar control glass.
Painted finish to aluminium

3 Copings and cills

Painted folded aluminium copings - min. 2mm shadow / rebate detail with concealed fixings and back drained to roof
Painted aluminium louvred roof enclosure

Rev	Description	Date	By
P0	Issued for planning	14.05.10	BL
P1	Issued for planning	17.05.10	BL

28 - 42 Banner Street
London EC1Y 8QE
Tel 020 7608 9600
Fax 020 7608 9601
www.ericparryarchitects.co.uk

Eric Parry Architects

client: Queen's Grove Residents

project: 40 Queen's Grove, NW8

drawing title: Revised Proposed South West Elevation

scale: 1: 100

date: May 2010

drawn by: RD

checked by: RK

drawing no: EPA QGR 02 123

rev: P1

A3

This drawing is to be read in conjunction with all other contract documents and specifications and all other consultants drawings.
All levels and dimensions should be checked on site and any discrepancies notified to the Architect prior to proceeding with works.
THIS DRAWING IS COPYRIGHT. No drawing shall be reproduced in any form without prior written permission of Eric Parry Architects.

PLANNING

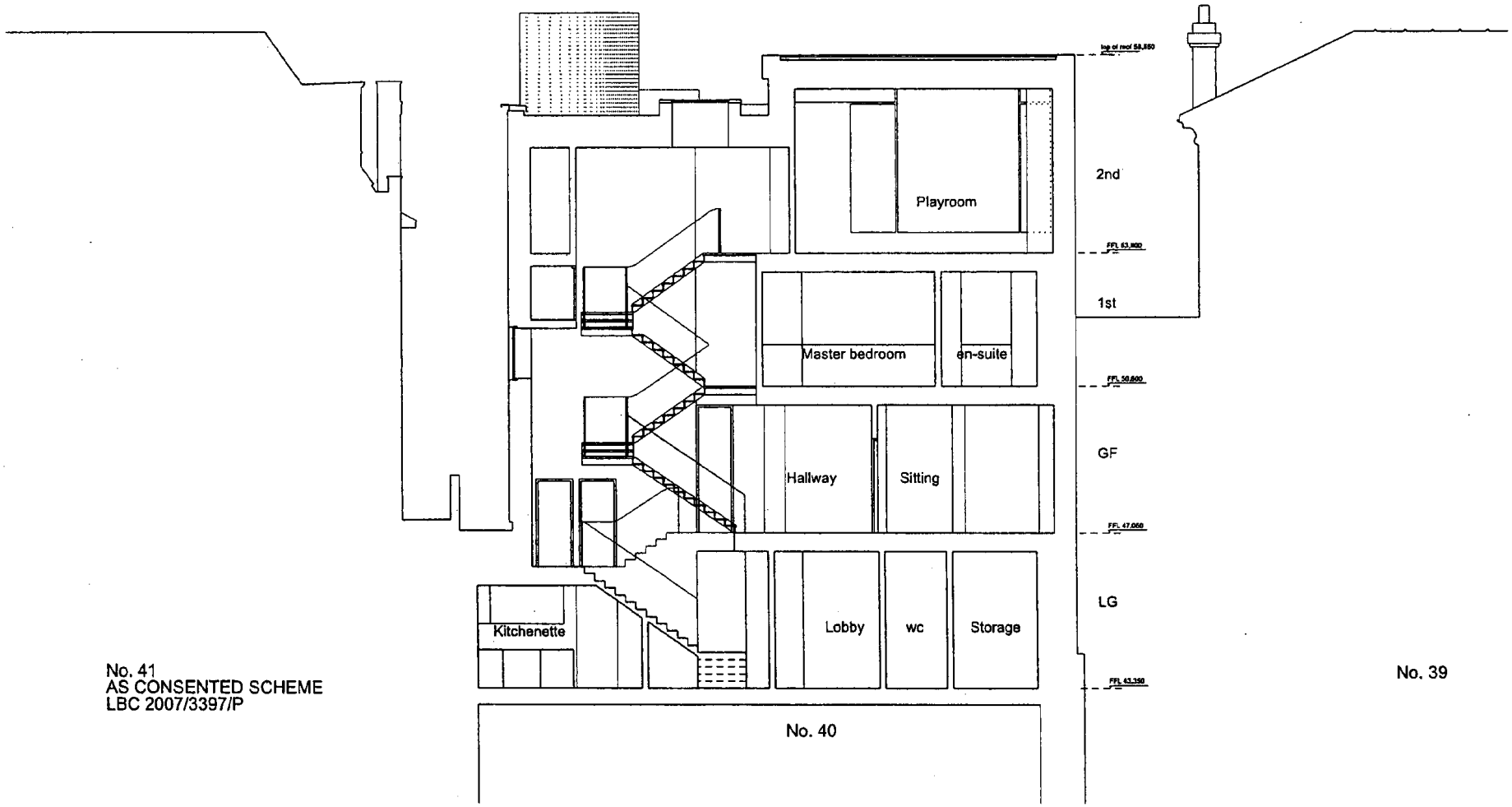

Rev	Description	Date	By
P0	Issued for planning	14.05.10	BL
P1	Issued for planning	17.05.10	BL

Eric Parry Architects
28 - 42 Banner Street
London EC1Y 8QE
Tel 020 7608 9600
Fax 020 7608 9601
www.ericparryarchitects.co.uk

client: Queen's Grove Residents
project: 40 Queen's Grove, NW8
drawing title: Revised Proposed Cross Section CC

scale: 1: 100
date: May 2010
drawn by: RD
checked by: RK
drawing no: EPA QGR 03 121
rev: P1

A3

This drawing is to be read in conjunction with all other contract documents and specifications and all other consultants drawings.
All levels and dimensions should be checked on site and any discrepancies notified to the Architect prior to proceeding with works.
THIS DRAWING IS COPYRIGHT. No drawing shall be reproduced in any form without prior written permission of Eric Parry Architects.

PLANNING

Rev	Description	Date	By
P0	Issued for planning	14.05.10	BL
P1	Issued for planning	17.05.10	BL

28 - 42 Banner Street
London EC1Y 8QE
Tel 020 7608 9600
Fax 020 7608 9601
www.ericparryarchitects.co.uk

Eric Parry Architects

client: Queen's Grove Residents

project: 40 Queen's Grove, NW8

drawing title: Revised Proposed Long Section FF

scale: 1: 100

date: May 2010

drawn by: RD

checked by: RK

drawing no: EPA QGR 03 122

rev: P1