

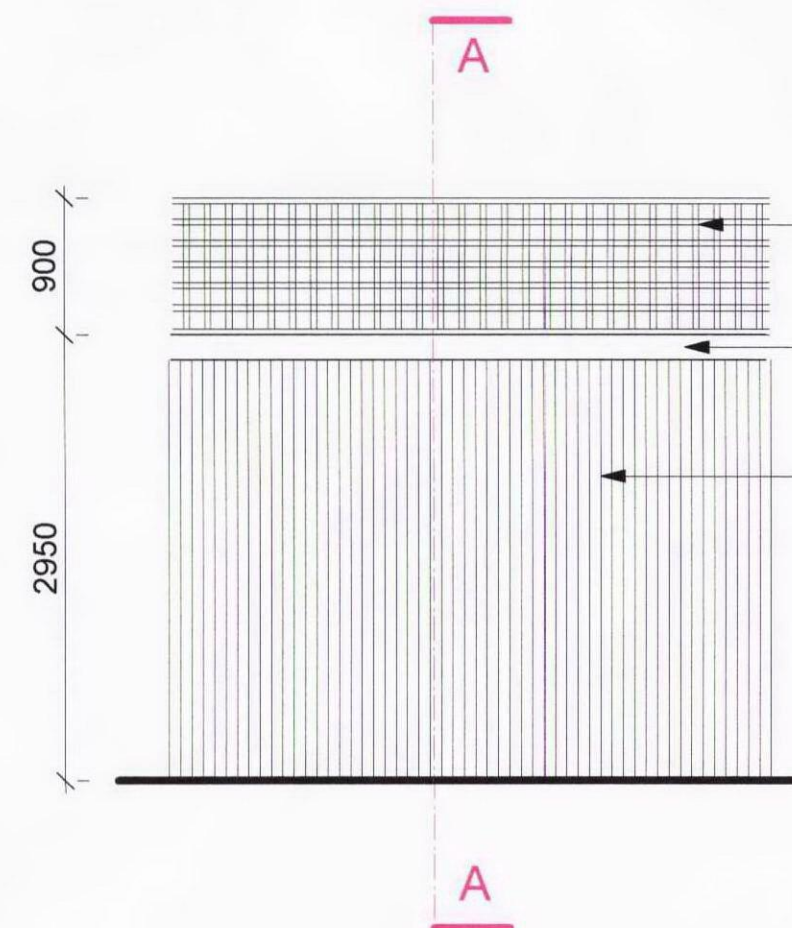


Original Boundary Fence (recently removed)




Proposed Boundary Fence (recently erected)

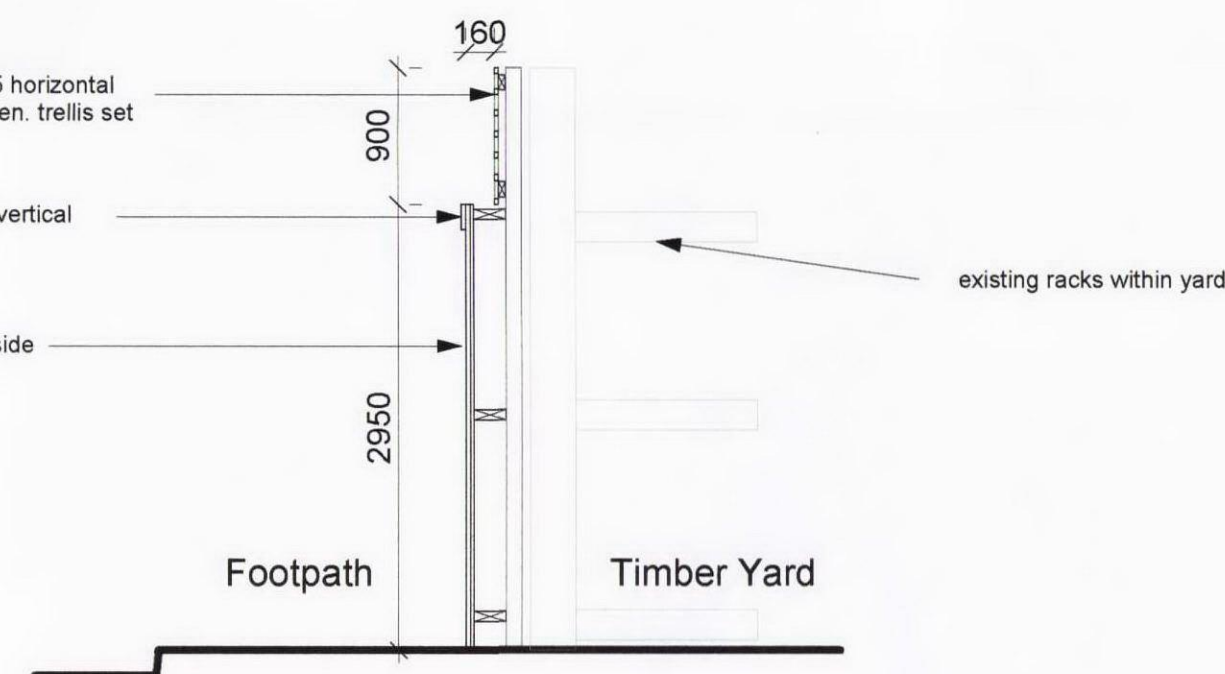
- 900 high open trellis to top of fence, 40 x 25 horizontal and vertical timber with 100mm gaps between, trellis set back 160mm from fence line below
- 170 x 25 timber board to cover top edge of vertical boards
- lapped vertical timber boards to pavement side



Elevation of Fence Style

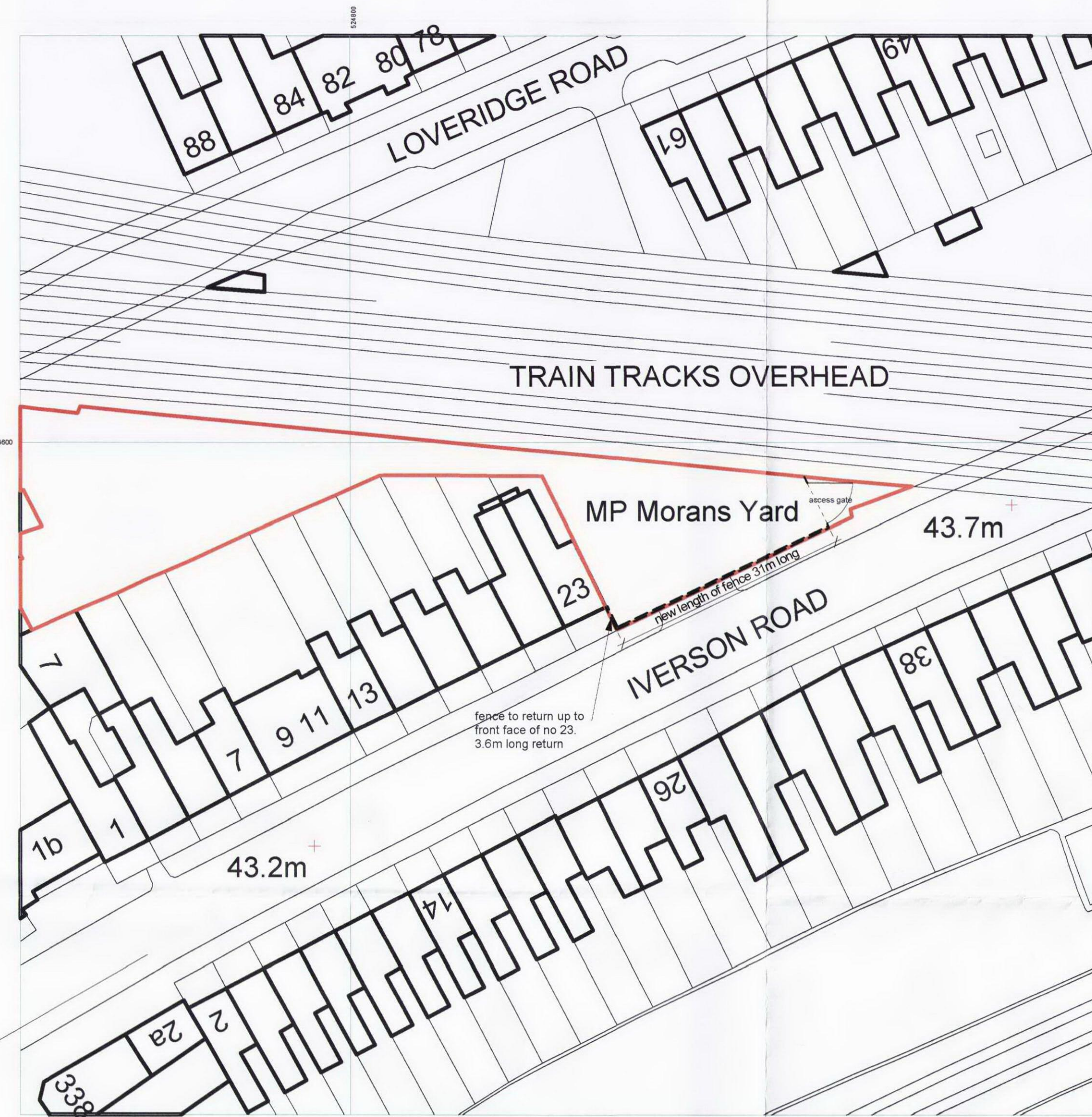


- 900 high open trellis to top of fence, 40 x 25 horizontal and vertical timber with 100mm gaps between, trellis set back 160mm from fence line below
- 170 x 25 timber board to cover top edge of vertical boards
- lapped vertical timber boards to pavement side

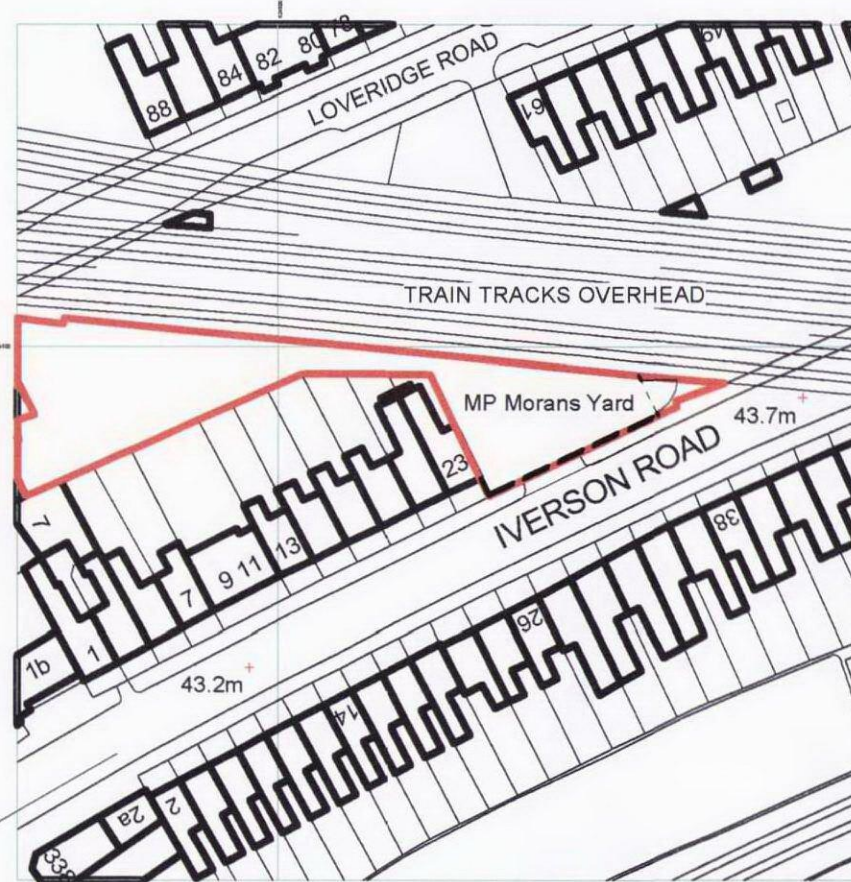


Section A - A

towards
Kilburn High Road

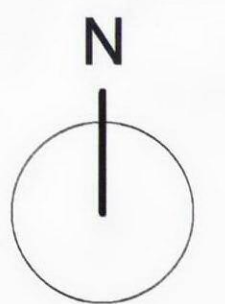


Site Plan 1:500



Location Plan 1:1250

- NOTES
1. COPYRIGHT OF THIS DRAWING IS THE PROPERTY OF THE ARCHITECTS AND MAY NOT BE REPRODUCED WITHOUT THEIR PERMISSION.
 2. WRITTEN DIMENSIONS TO BE USED IN PREFERENCE TO SCALED DIMENSIONS AT ALL TIMES.
 3. ALL DIMENSIONS AND LEVELS TO BE VERIFIED BY THE CONTRACTOR ON SITE AND ANY DISCREPANCIES REPORTED TO THE ARCHITECTS.
 4. DRAWINGS ARE BASED ON THE ASSUMPTION THAT ADEQUATE LOAD BEARING CAPACITY STRUTTING WILL BE ENCOUNTERED AT THE DEPTHS INDICATED. IF THIS IS FOUND NOT TO BE THE CASE, THE DEPTHS MUST BE INCREASED TO THE SATISFACTION OF THE LOCAL AUTHORITY BUILDING INSPECTOR AND BUILDING REGULATION REQUIREMENTS.
 5. ALL STRUCTURAL TIMBER IS TO BE TREATED OR SIMILARLY TREATED.
 6. D.P.C. TO BE PLACED AT ALL CAVITY CLOSURES AND TO BE APPROVED BY THIS OFFICE PRIOR TO INSTALLATION.
 7. ALL DIMENSIONS INDICATED ON THIS DRAWING ARE STRUCTURAL DIMENSIONS AND DO NOT ALLOW FOR THICKNESS OF FINISHES.



bellis | architects
Studio 308b, 16 Baldwins Gardens, London EC1N 7RJ
t: 020 7831 2333 f: 020 7117 3183 www.bellisarchitects.com

Proposed boundary fence to
back of footpath at
MP Moran & Sons Yard
25 Iverson Road,
London NW6 2QT

DRAWING TITLE
Planning
DRAWN BY
DB
DATE
June '10
CHECKED
SCALE
1:50
SHEET SIZE
A1
DRAWING NO
0323/01
REV

A member of the Royal Institute of British Architects