















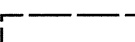







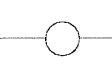
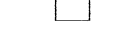




01
106

General Arrangement Fourth Floor Plan
1:50 at A1

KEY:	
	To be filled in
	To be demolished
	To be backfilled
<hr/>	
	Light Switch
	Dimmer Switch
	Double socket outlet
	Double socket above adjacent worktop
	Double socket at low level
	Single socket outlet
	Fused spur at high level
	Floor box consisting 2 no. double sockets & 2 no. data points
	Speaker position
	Data point
	Projector touch screen control.
	Ceiling mounted LCD projector (spec. TBC)
	DVD & video (spec. TBC)
	Suspended modular lighting system. Refer to spec. for details.
	Square profile modular lighting system fixed to soffit. Refer to spec. for details.
	Pendant light fitting: Globe. Refer to spec. for details
	Flourescent PL type downlighter. Refer to spec. for details
	Wall/Ceiling mounted light fitting: Concord-Marlin Opaline
	Wall mounted external light fitting
	Flourescent lighting
	Extract fan
	Cardex entry system unit
	New radiator position (size to be confirmed by manufacturer)
	New roller type blackout blinds



Revision	Date	Amendment	Notes
- A	27.07.10 04.08.10	Issued for M+E Co-ord Stage D Proposals	

ClientUCL

Project35 Tavistock Square, WC1H 9EZ

DrawingFourth Floor Plan

Scale Date1:50 @ A1 April 2010

Status DrawnPRELIMINARY EA

Project N°387

Drawing N°387_G_106

RevisionA

NICHOLAS BURWELLarchitects

California Building Deals Gateway London SE13 7SF
T 020 8305 6010 F 020 8305 6020
E studio@burwellarchitects.com www.burwellarchitects.com

NO DIMENSIONS ARE TO BE SCALED FROM THIS DRAWING. THE CONTRACTOR/MANUFACTURERS RESPONSIBLE FOR CHECKING ALL DIMENSIONS AND NOTIFYING ANY DISCREPANCIES. THIS DRAWING IS THE PROPERTY OF MB+A ARCHITECTS LTD. COPYRIGHT RESERVED BY THEM AND THE DRAWINGS ISSUED ON THE CONDITION THAT IT IS NOT COPIED, REPRODUCED, RETAINED OR DECISED TO ANY UNAUTHORISED PERSON EITHER WHOLLY OR IN PART, WITHOUT WRITTEN CONSENT.

Received 10/9/12