

Proposed Student Residential Accommodation
Bentley House, 200 Euston Road, London NW1 2DB
Design & Access Statement — **V2.0**



Document Verification

	Name/Title	Signature	Date
Author			
Checked			

Professional Team

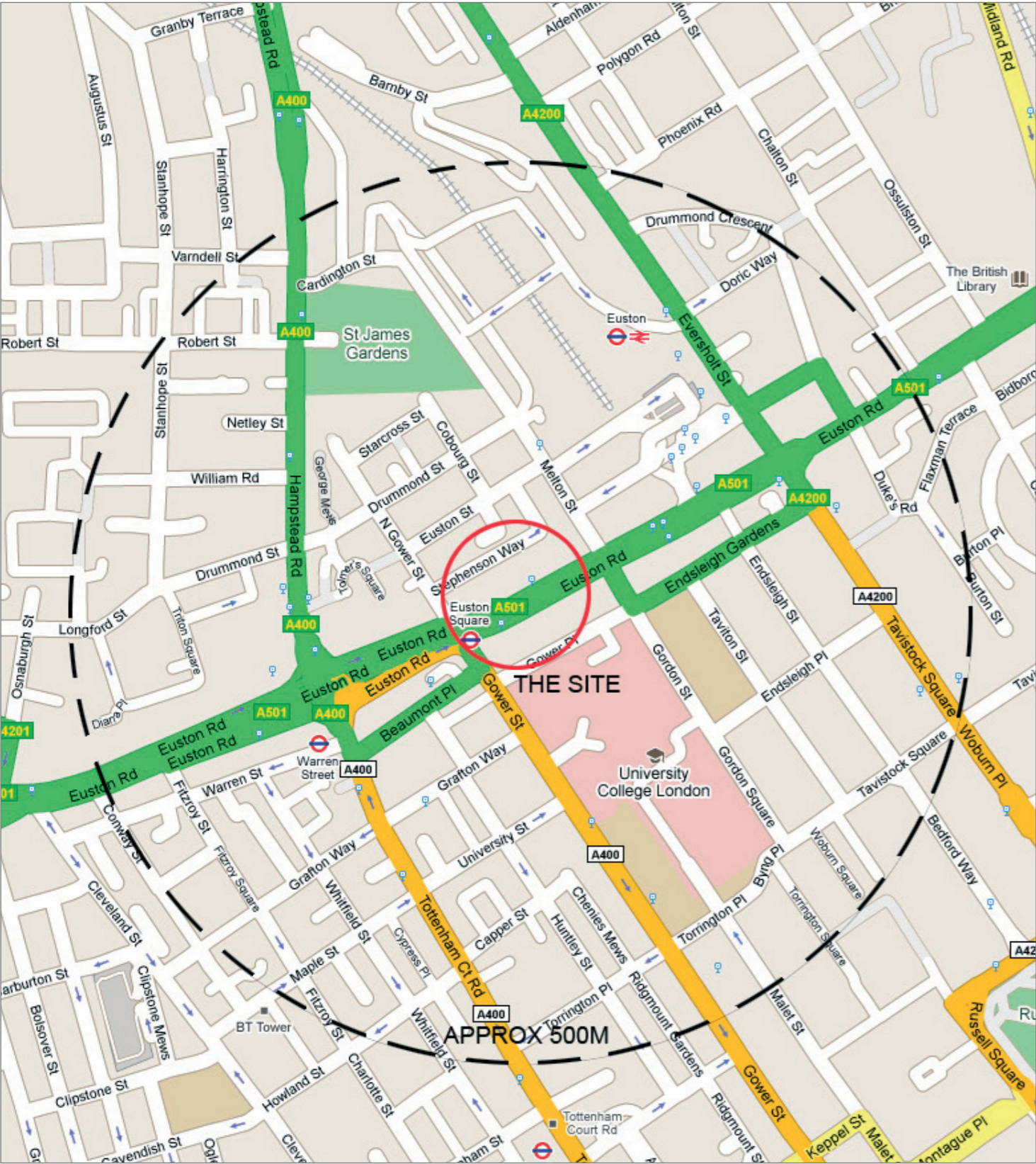
Client	The Wellcome Trust
tp bennett	Architects
DP9	Planning Consultants
KM Heritage	Heritage
Waterman Group	Structural Engineers
Waterman Group	Services Engineers
Hilson Moran	Acoustics and Vibration
Ramboll	Sustainability, Breeam & Energy Strategy
Gordon Ingram Associates	Daylight and Sunlight / ROL
Bureau Veritas	Air Quality Assessment
Transport Planning Practice	Transport Consultants
Historic Building Consultancy	Archaeology
WT Partnership	QS
Faithful + Gould	CDMC & Project Managers

Contents

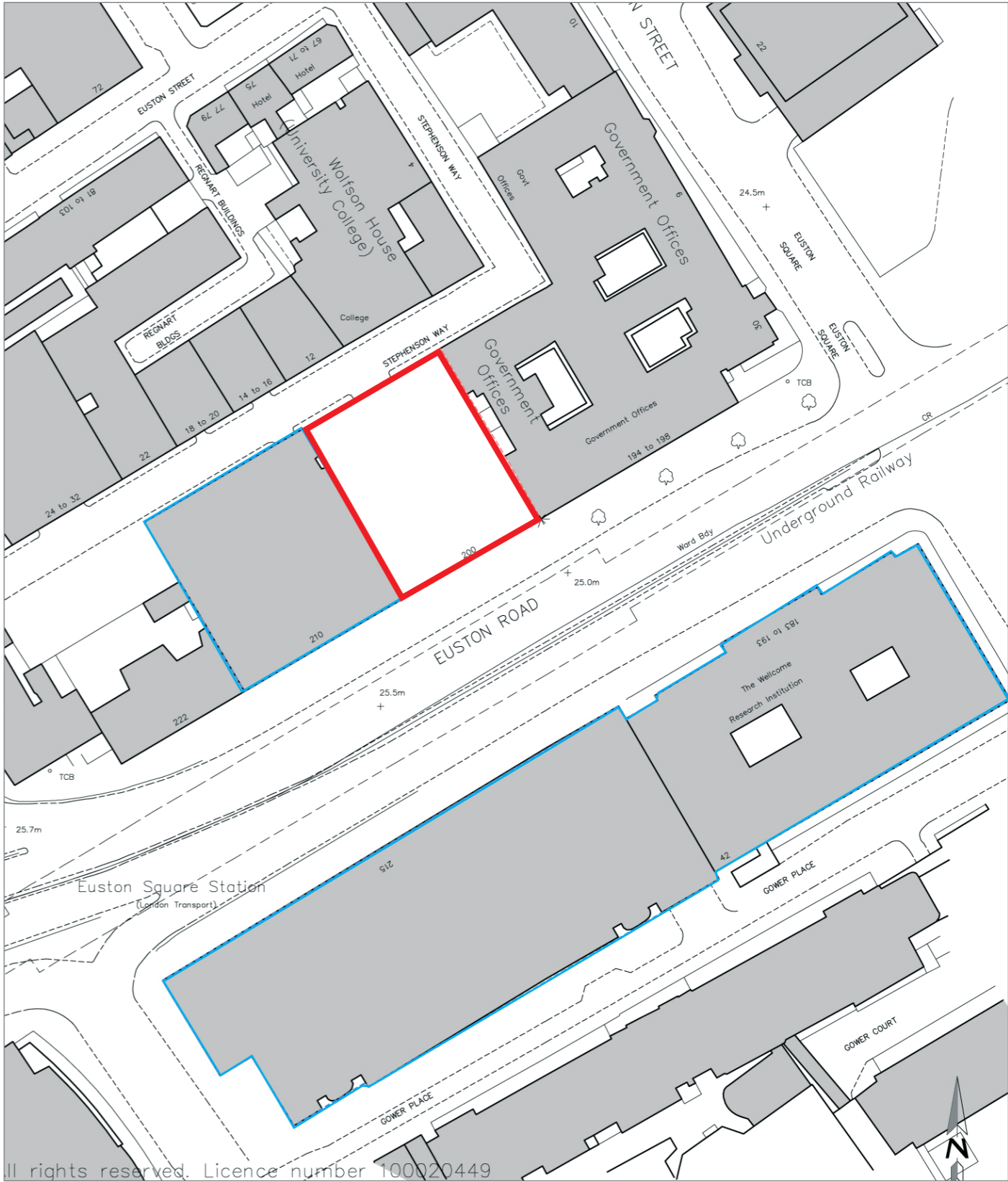
Location Plan	2
OS Plan	2
Aerial Photos	3
Introduction	4
Executive Summary	5
Section 3 – Analysis	7
Existing Building Photographs	8
Character Areas	9
Transport Links	10
The Site in its Context	11
Education Institutions	12
Commentary on the Existing Building	14
Section 4 – Design Development	19
Design Proposal	20
Room Typology	24
Amenity Areas	26
Cycle Storage	28
Servicing & Bin Storage	29
Main Entrance Revisions	30
Design Development – Euston Road Façade – Initial Study – 1	32
Proposed Euston Road Addition – Initial Study – 2	34
Proposed Euston Road Façade – Detail Bay Studies	35
External Lighting Proposal – Euston Road Facade	38
Proposed Stephenson Way Elevation	40
Stephenson Way Elevation – Design Development Sketches	41
Stephenson Way Elevation – Detail Bay	43
Stephenson Way – Proposed Elevation	44
Internal Courtyards – Proposed Elevation	46
Area & Accommodation Schedule	48
Schedule of Application Drawings	49
Technical Reports in Support of the Application	50
Conclusion	52

Location Plan

2




OS Plan




Proposal site Properties owned by the Wellcome Trust

Aerial Photos




View towards north



View towards east



View towards south



View towards west