

- Notes
1. DO NOT SCALE FROM THIS DRAWING
  2. ALL DIMENSIONS ARE IN MILLIMETRES U.N.O.
  3. ALL LEVELS ARE IN METRES ABOVE ORDNANCE DATUM U.N.O.
  4. THIS DRAWING IS TO BE READ IN CONJUNCTION WITH ALL RELEVANT ARCHITECTS AND ENGINEERS DRAWINGS AND SPECIFICATIONS.
  5. REFER TO DRAWING 4877/S/102 FOR TYPICAL NOTES.
  6. FOR MEMBER TABLE REFER TO DRG. 4877/S/103.
  7. CONTRACTOR TO VERIFY VERTICAL AND HORIZONTAL SETTING OUT BETWEEN EXISTING BUILDINGS AND PROPOSED TO ESTABLISH TEMPORARY WORKS PROPOSALS.

T01 ISSUED FOR TENDER	29/09/2010	AB	TH
Rev	Description	Date	By/Chk/ App

**TENDER**

**THE BRITISH MUSEUM  
WCEC**

**RAMBOLL**

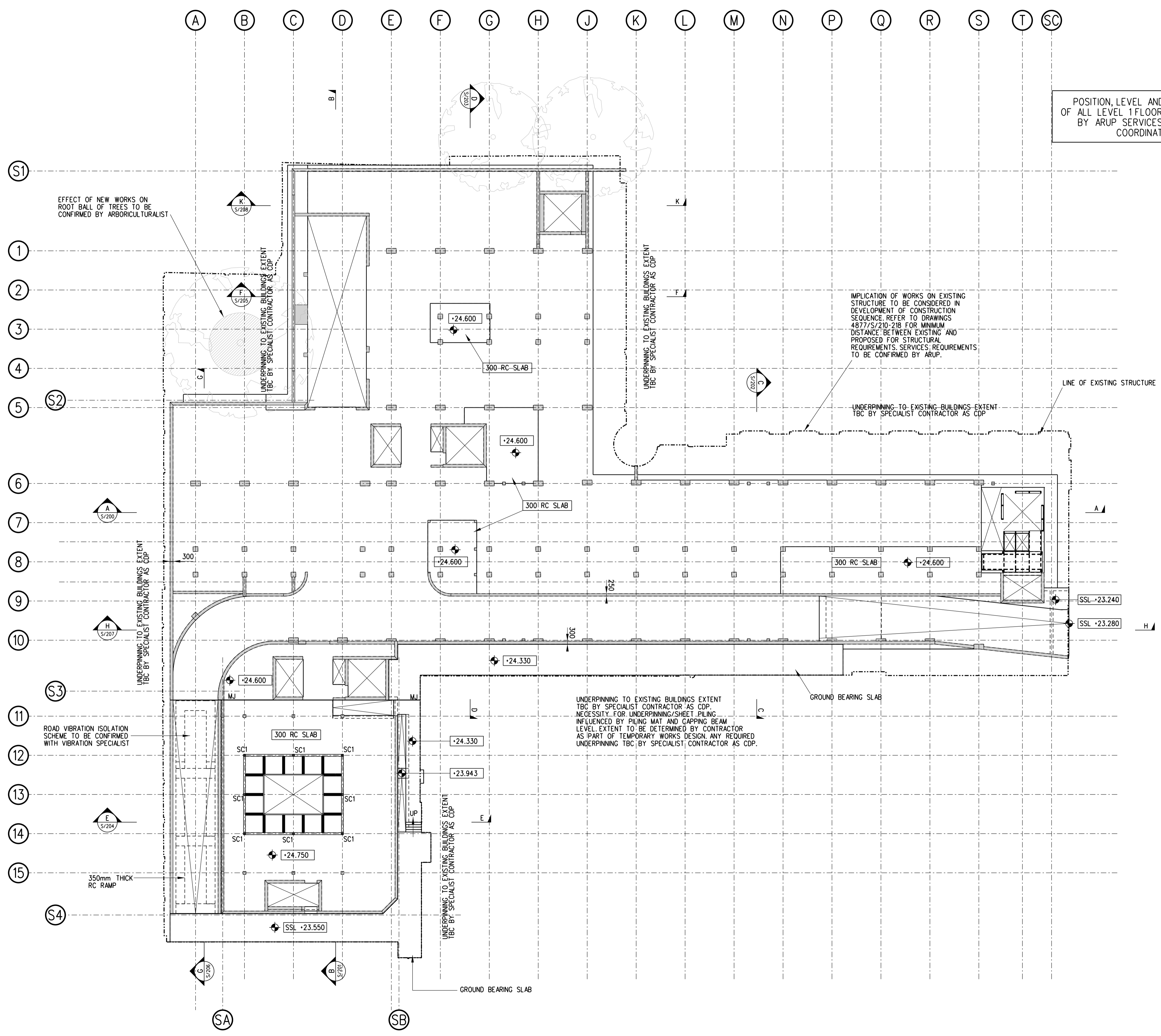
tel 020 7631 5291 fax 020 7323 4645 london@ramboll.co.uk  
www.ramboll.co.uk

**GROUND FLOOR  
LEVEL 00 PLAN**

Scale:	Date:	Drawn:	Checked:
1:200 @ A1	APRIL 2008	AB	TH
Drawing No.:	Rev:		
RUK-20-DR-4877S106			T01

- Notes
1. DO NOT SCALE FROM THIS DRAWING
  2. ALL DIMENSIONS ARE IN MILLIMETRES U.N.O.
  3. ALL LEVELS ARE IN METRES ABOVE ORDNANCE DATUM U.N.O.
  4. THIS DRAWING IS TO BE READ IN CONJUNCTION WITH ALL RELEVANT ARCHITECTS AND ENGINEERS DRAWINGS AND SPECIFICATIONS.
  5. REFER TO DRAWING 4877/S/102 FOR TYPICAL NOTES.
  6. FOR MEMBER TABLE REFER TO DRG. 4877/S/103.

POSITION, LEVEL AND LOADING REQUIREMENTS OF ALL LEVEL 1 FLOOR SLABS TO BE DETERMINED BY ARUP SERVICES AND ARCHITECTURALLY COORDINATED WITH RSHP.



T01	ISSUED FOR TENDER	29/09/2010	AB	TH
Rev	Description	Date	By	App
			CH	

TENDER

THE BRITISH MUSEUM  
WCEC

**RAMBOLL**

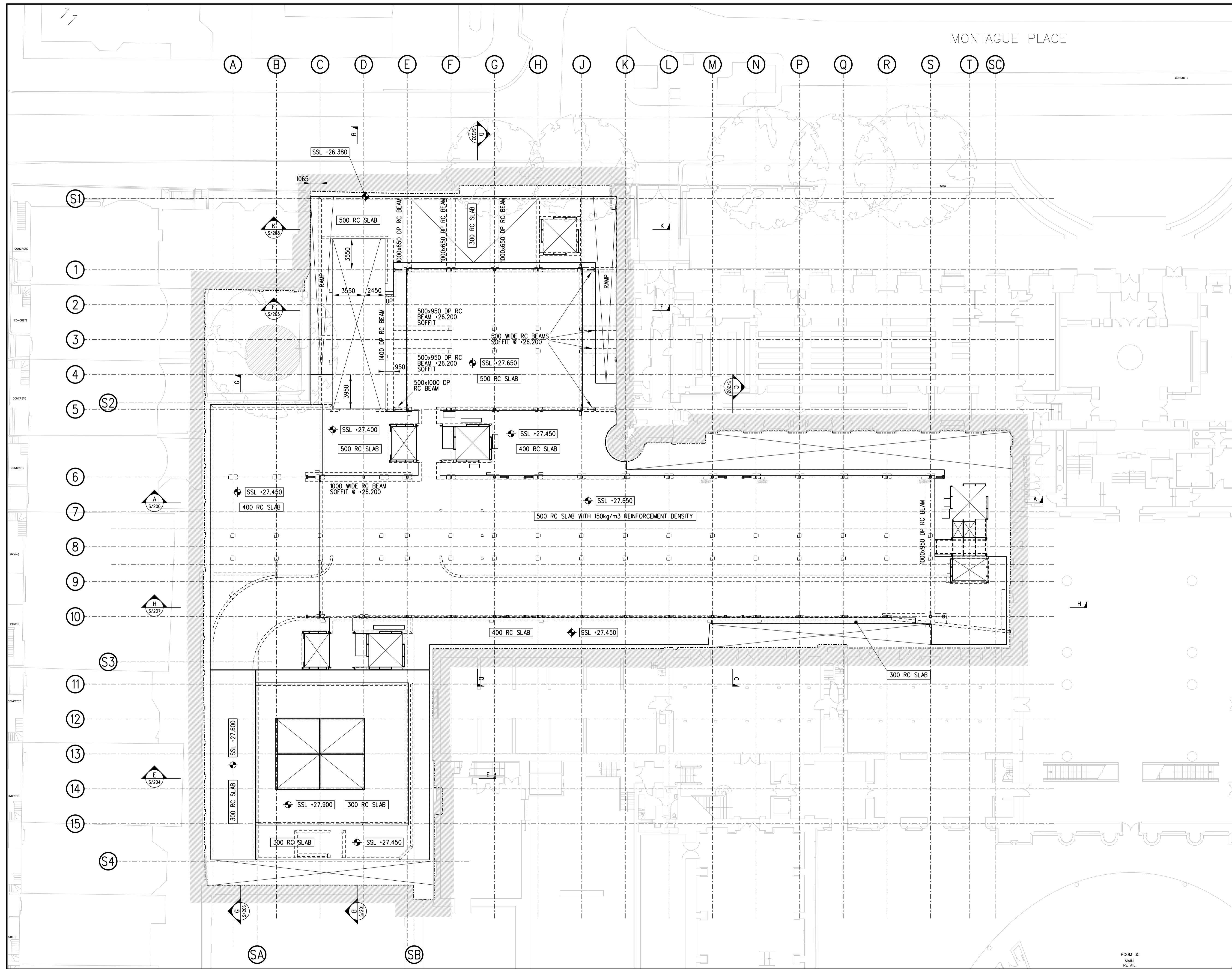
tel 020 7631 5291 fax 020 7323 4645 london@ramboll.co.uk  
www.ramboll.co.uk

FIRST FLOOR  
LEVEL 01 PLAN

Scale:	Date:	Drawn:	Checked:
1:200 @ A1	APRIL 2008	AB	TH
Drawing No.:	Rev:		
RUK-20-DR-4877S107	T01		

MONTAGUE PLACE

- Notes
1. DO NOT SCALE FROM THIS DRAWING
  2. ALL DIMENSIONS ARE IN MILLIMETRES U.N.O.
  3. ALL LEVELS ARE IN METRES ABOVE ORDANCE DATUM U.N.O.
  4. THIS DRAWING IS TO BE READ IN CONJUNCTION WITH ALL RELEVANT ARCHITECTS AND ENGINEERS DRAWINGS AND SPECIFICATIONS.
  5. REFER TO DRAWING 4877/S/102 FOR TYPICAL NOTES.
  6. FOR MEMBER TABLE REFER TO DRG. 4877/S/103.



T01	ISSUED FOR TENDER	29/09/2010	AB	TH
Rev	Description	Date	By	App
			SR	
			CHK	

**TENDER**

**THE BRITISH MUSEUM  
WCEC**

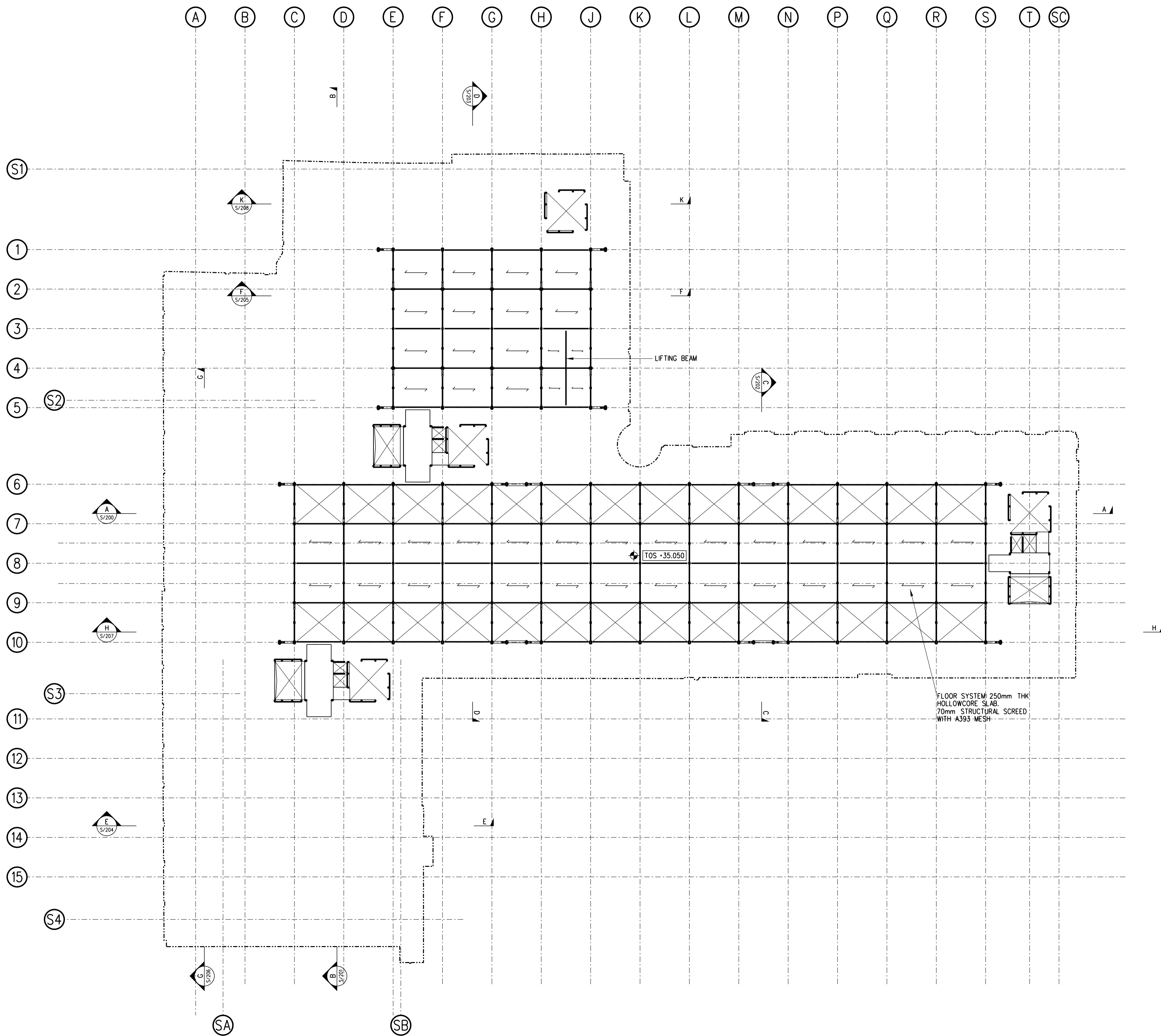
**RAMBOLL**

tel 020 7631 5291 fax 020 7323 4645 london@ramboll.co.uk  
www.ramboll.co.uk

**SECOND FLOOR  
LEVEL 02 PLAN**

Scale:	Date:	Drawn:	Checked:
1:200 @ A1	APRIL 2008	AB	TH
Drawing No.:	Rev:		
RUK-20-DR-4877S108	T01		

ROOM 35  
MAIN  
RETAIL



- Notes
1. DO NOT SCALE FROM THIS DRAWING
  2. ALL DIMENSIONS ARE IN MILLIMETRES U.N.O.
  3. ALL LEVELS ARE IN METRES ABOVE ORDNANCE DATUM U.N.O.
  4. THIS DRAWING IS TO BE READ IN CONJUNCTION WITH ALL RELEVANT ARCHITECTS AND ENGINEERS DRAWINGS AND SPECIFICATIONS.
  5. REFER TO DRAWING 4877/S/102 FOR TYPICAL NOTES.

P03	ISSUED FOR STAGE E	30/07/2010	AB	TH
P02	ISSUED FOR STAGE D	31/07/2009	AB	TH
P01	STAGE D PRELIMINARY COORDINATION	10/07/2009	AB	TH
Rev	Description	Date	By	App

**PRELIMINARY**

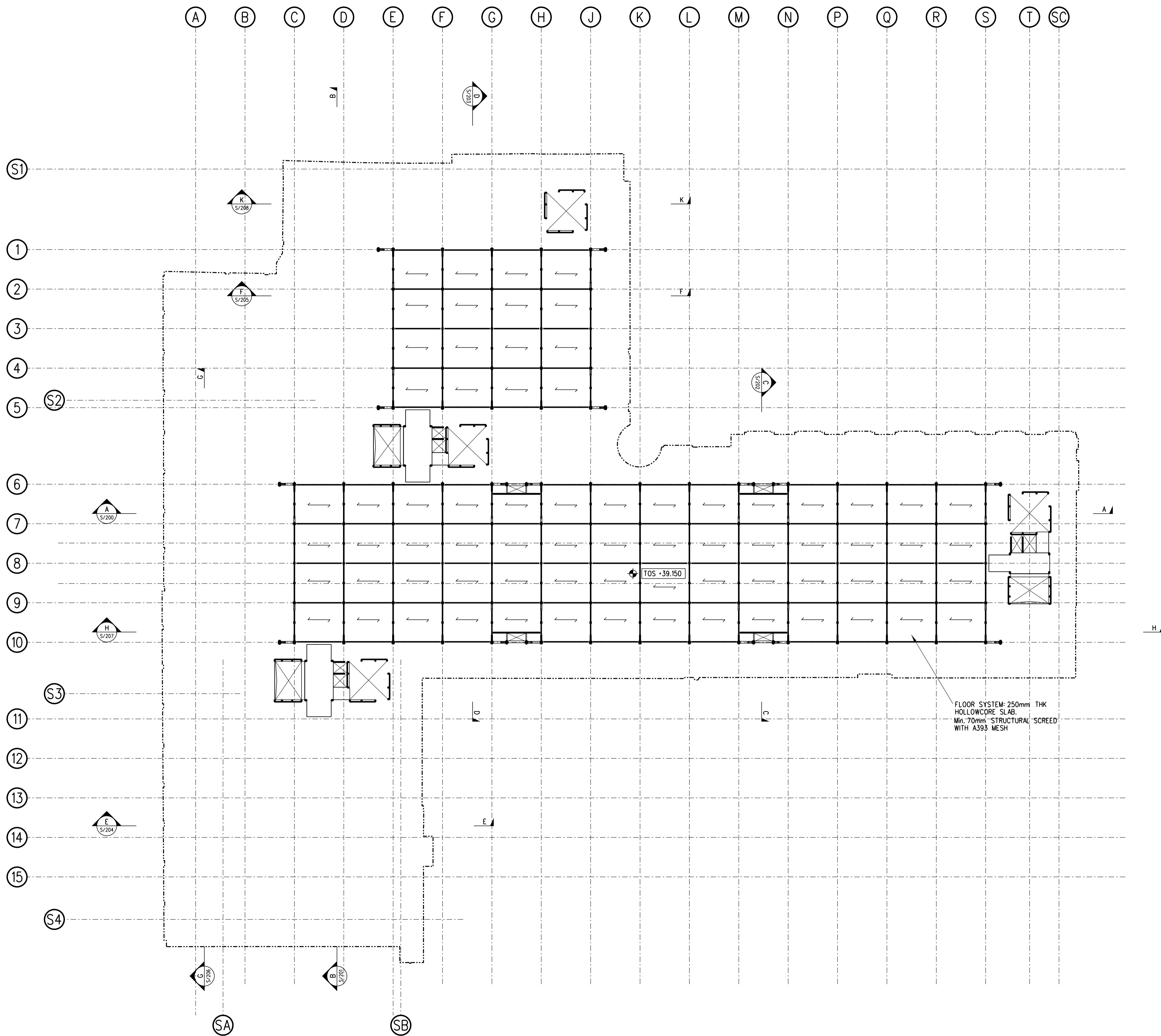
**THE BRITISH MUSEUM  
WCEC**

**RAMBOLL**

tel 020 7631 5291 fax 020 7323 4645 london@ramboll.co.uk  
www.ramboll.co.uk

**FIFTH FLOOR  
LEVEL 05 PLAN**

Scale:	Date:	Drawn:	Checked:
1:200 @ A1	APRIL 2008	AB	TH
Drawing No.:	RUK-20-DR-4877S110		Rev:
			P03



- Notes
1. DO NOT SCALE FROM THIS DRAWING
  2. ALL DIMENSIONS ARE IN MILLIMETRES U.N.O.
  3. ALL LEVELS ARE IN METRES ABOVE ORDANCE DATUM U.N.O.
  4. THIS DRAWING IS TO BE READ IN CONJUNCTION WITH ALL RELEVANT ARCHITECTS AND ENGINEERS DRAWINGS AND SPECIFICATIONS.
  5. REFER TO DRAWING 4877/S/102 FOR TYPICAL NOTES.

P03	ISSUED FOR STAGE E	30/07/2010	AB	TH
P02	ISSUED FOR STAGE D	31/07/2009	AB	TH
P01	STAGE D PRELIMINARY COORDINATION	10/07/2009	AB	TH
Rev	Description	Date	By	App

**PRELIMINARY**

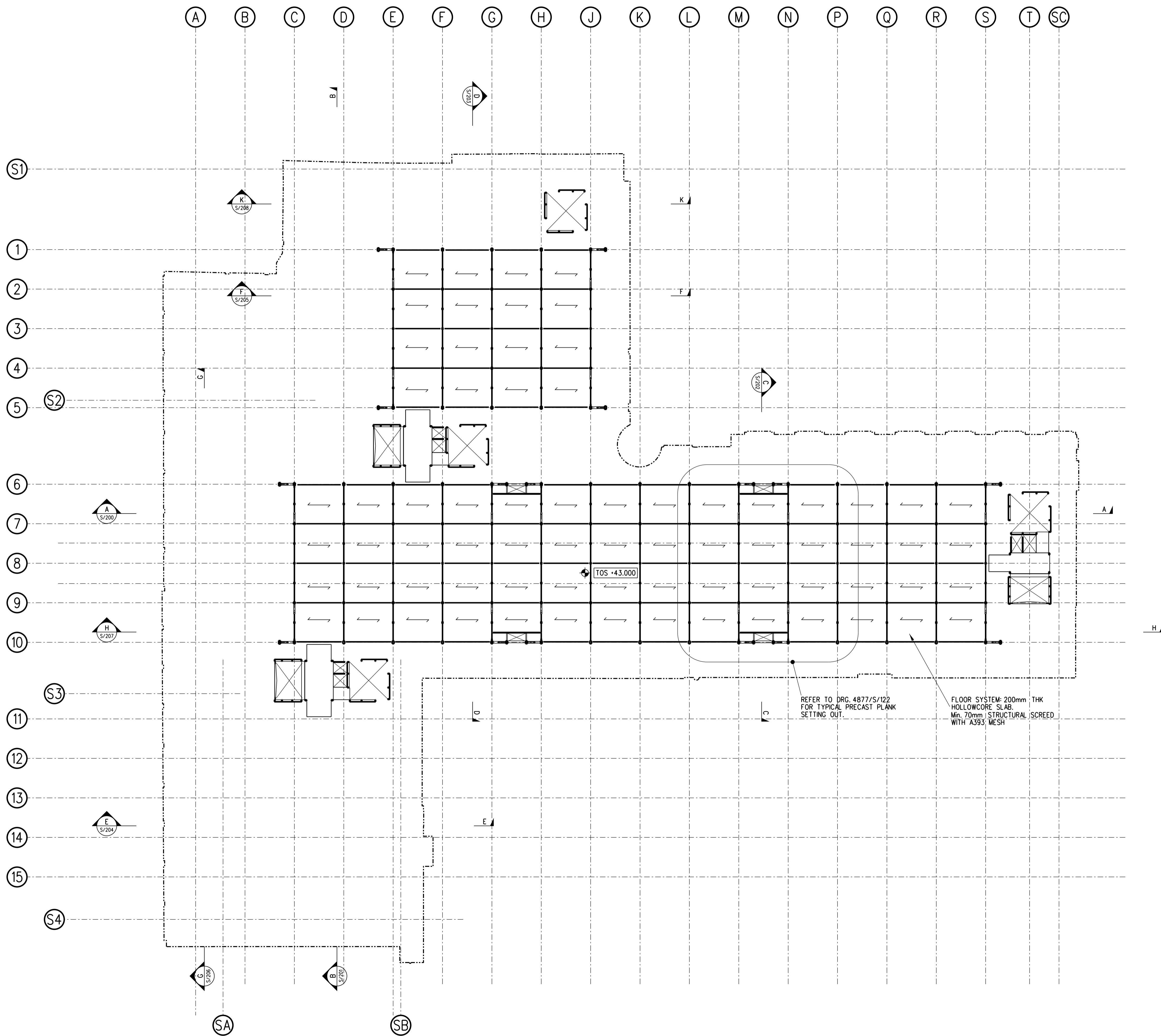
**THE BRITISH MUSEUM  
WCEC**

**RAMBOLL**

tel 020 7631 5291 fax 020 7323 4645 london@ramboll.co.uk  
www.ramboll.co.uk

**SIXTH FLOOR  
LEVEL 06 PLAN**

Scale:	1:200 @ A1	Date:	APRIL 2008	Drawn:	AB	Checked:	TH
Drawing No.:	RUK-20-DR-4877S111	Rev.:					P03



- Notes
1. DO NOT SCALE FROM THIS DRAWING
  2. ALL DIMENSIONS ARE IN MILLIMETRES U.N.O.
  3. ALL LEVELS ARE IN METRES ABOVE ORDNANCE DATUM U.N.O.
  4. THIS DRAWING IS TO BE READ IN CONJUNCTION WITH ALL RELEVANT ARCHITECTS AND ENGINEERS DRAWINGS AND SPECIFICATIONS.
  5. REFER TO DRAWING 4877/S/102 FOR TYPICAL NOTES.

P03	ISSUED FOR STAGE E	30/07/2010	AB	TH
P02	ISSUED FOR STAGE D	31/07/2009	AB	TH
P01	STAGE D PRELIMINARY COORDINATION	10/07/2009	AB	TH
Rev	Description	Date	By	App

**PRELIMINARY**

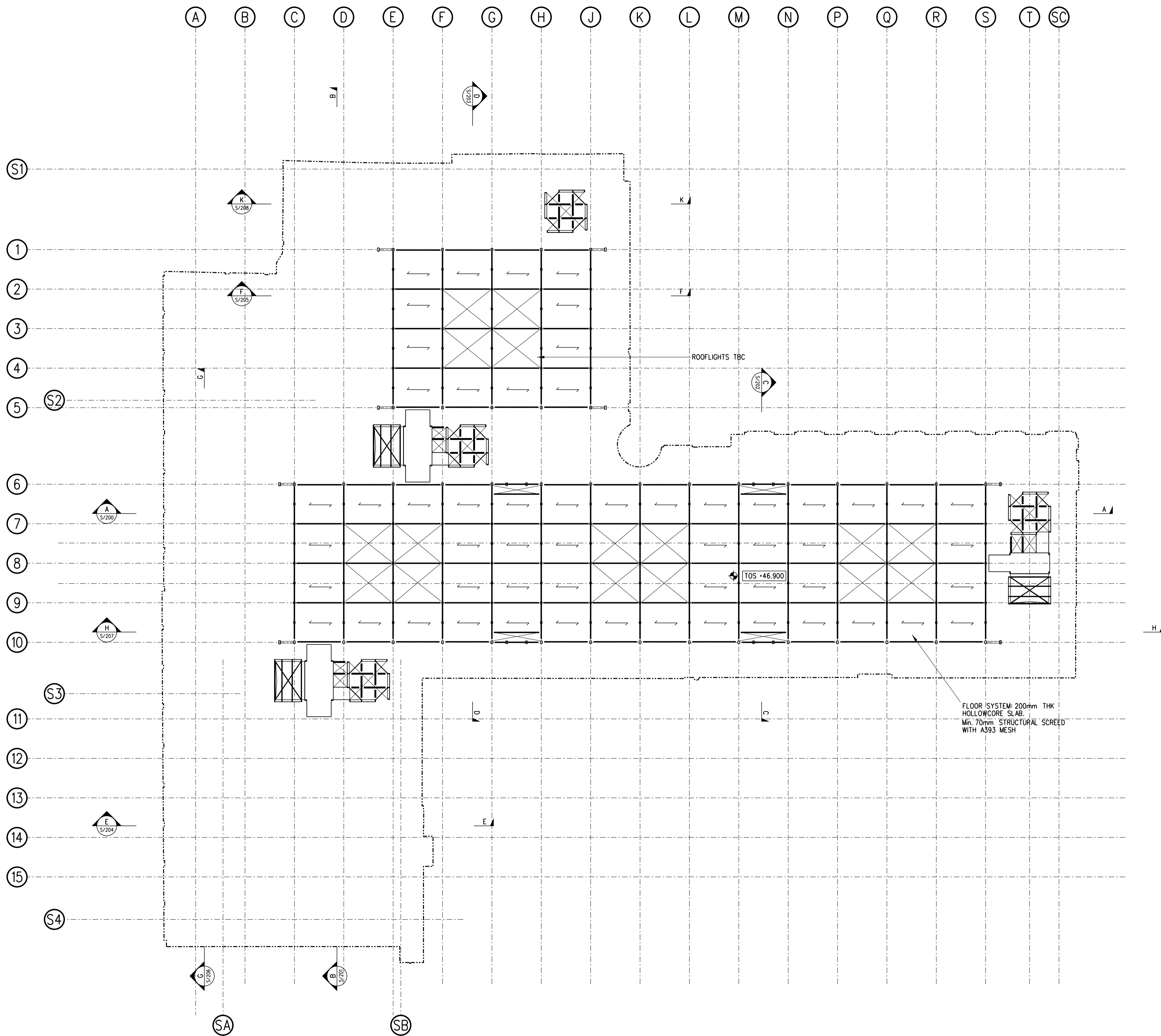
**THE BRITISH MUSEUM  
WCEC**

**RAMBOLL**

tel 020 7631 5291 fax 020 7323 4645 london@ramboll.co.uk  
www.ramboll.co.uk

**FLOOR SIX A  
LEVEL 06A PLAN**

Scale:	Date:	Drawn:	Checked:
1:200 @ A1	APRIL 2008	AB	TH
Drawing No.:	Rev.:		
RUK-20-DR-4877S112	P03		



- Notes
1. DO NOT SCALE FROM THIS DRAWING
  2. ALL DIMENSIONS ARE IN MILLIMETRES U.N.O.
  3. ALL LEVELS ARE IN METRES ABOVE ORDANCE DATUM U.N.O.
  4. THIS DRAWING IS TO BE READ IN CONJUNCTION WITH ALL RELEVANT ARCHITECTS AND ENGINEERS DRAWINGS AND SPECIFICATIONS.
  5. REFER TO DRAWING 4877/S/102 FOR TYPICAL NOTES.

P03	ISSUED FOR STAGE E	30/07/2010	AB	TH
P02	ISSUED FOR STAGE D	31/07/2009	AB	TH
P01	STAGE D PRELIMINARY COORDINATION	10/07/2009	AB	TH
Rev	Description	Date	By	App

**PRELIMINARY**

**THE BRITISH MUSEUM  
WCEC**

**RAMBOLL**

tel 020 7631 5291 fax 020 7323 4645 london@ramboll.co.uk  
www.ramboll.co.uk

**SEVENTH FLOOR  
LEVEL 07 PLAN**

Scale:	1:200 @ A1	Date:	APRIL 2008	Drawn:	AB	Checked:	TH
Drawing No.:	RUK-20-DR-4877S113	Rev.:					P03