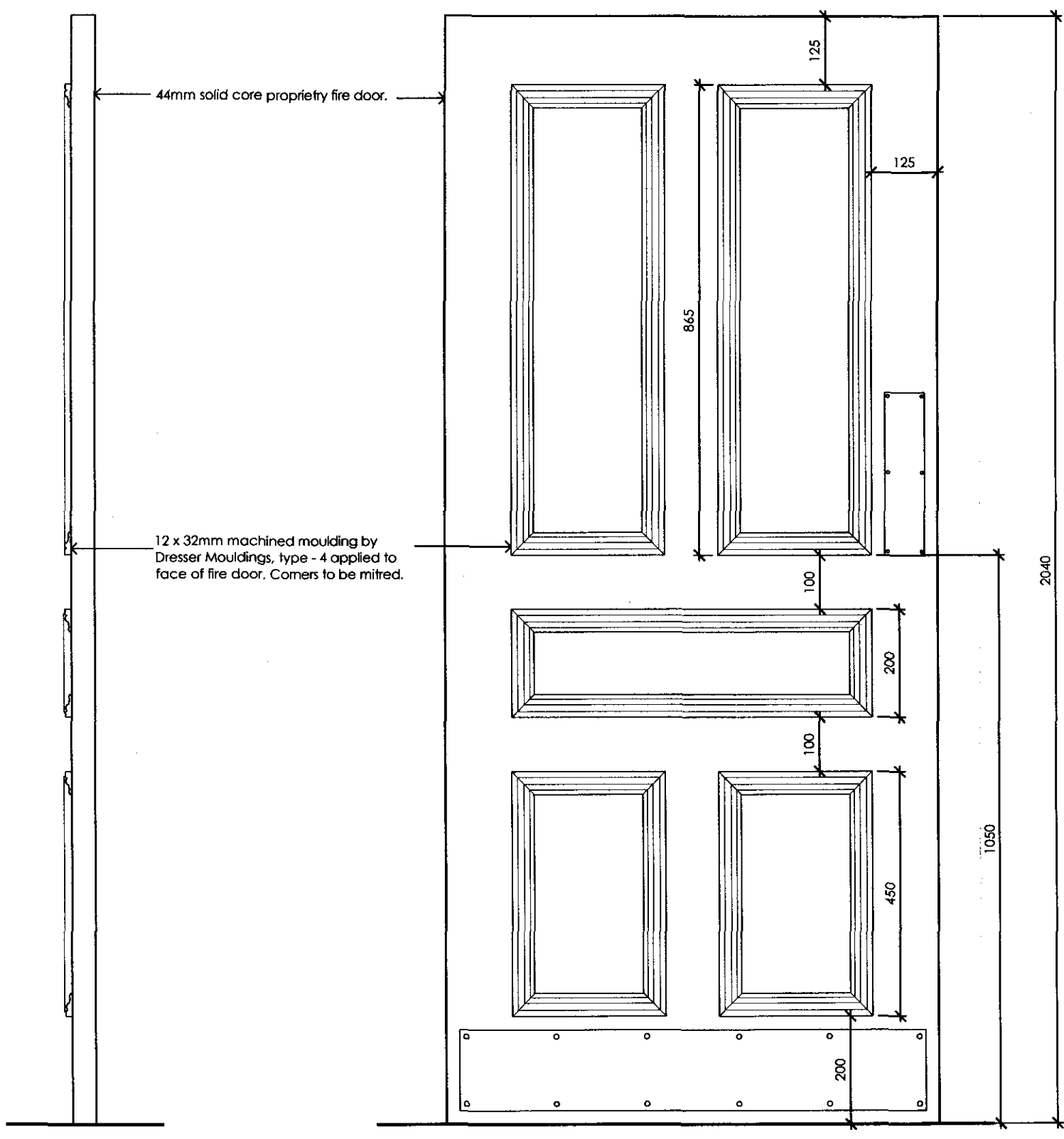
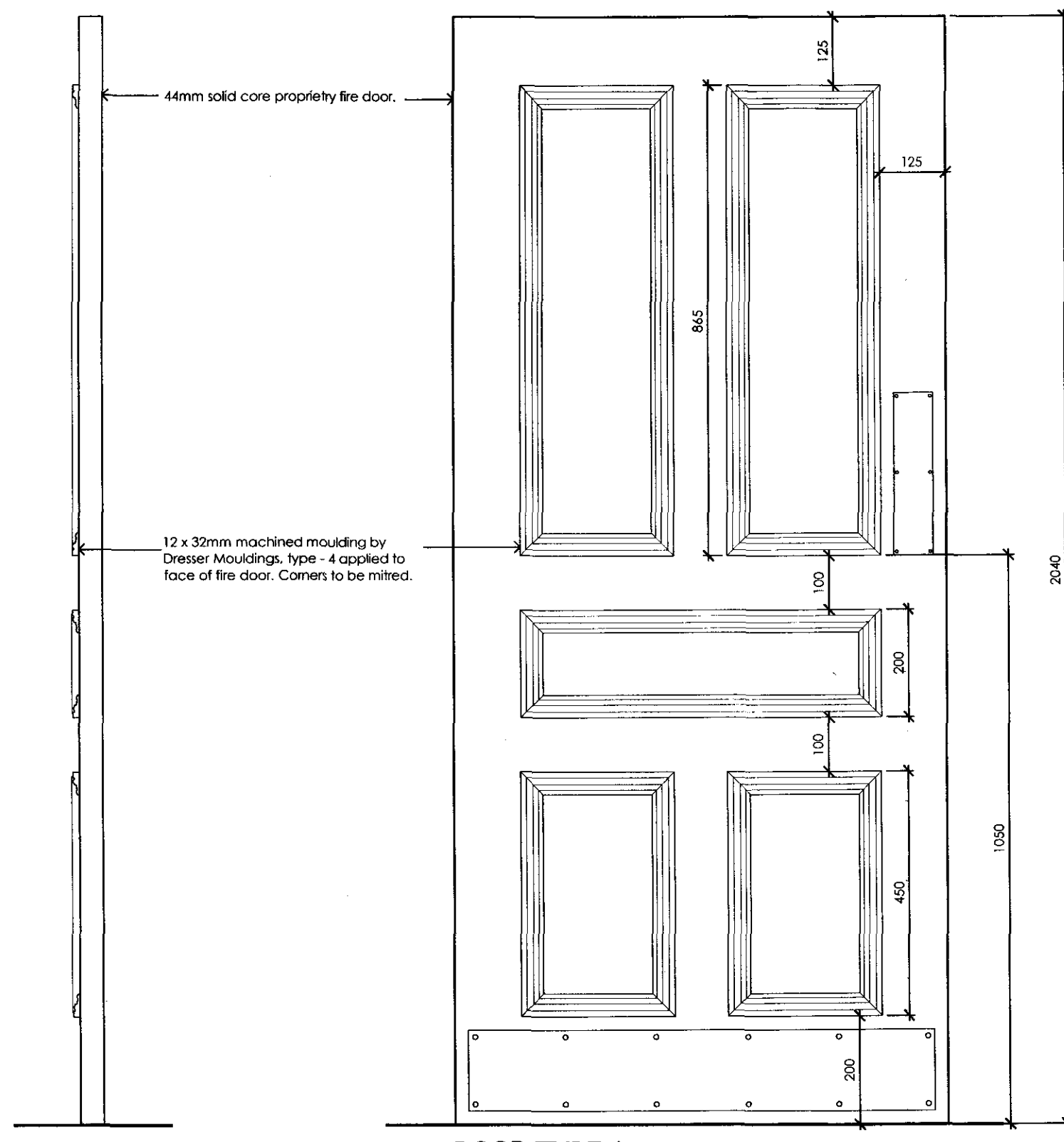
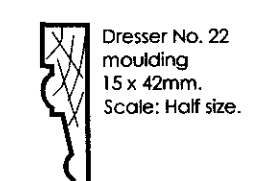


NOTES
Copyright of this drawing is owned solely by ADS Design & Brand Development Ltd. This document is confidential and as such its contents should be treated with the utmost care and consideration, and in no circumstances should it be disclosed, distributed, published or copied whether in part or in whole, without the prior consent of ADS Design and Brand Development Ltd in writing.
1. Do not scale from this drawing. All dimensions should be checked on site prior to commencement of work or associated manufacturing.
2. This drawing should be read in conjunction with relevant specifications and documentation issued by ADS Design or third parties. The contractor is responsible for assisting the information and reporting discrepancies to ADS Design prior to commencement of works.
3. The contractor is responsible for ensuring that all works comply with Local Authority requirements and national regulations.



DOOR TYPE A
44mm solid core door to achieve fire resistance performance as required under the building regulations.
Decorative mouldings to be applied to face of door, to ensure fire integrity of door is not compromised.
Door to be primed and painted.
Width to suit opening circumstances and disabled access requirements.



DOOR TYPE A
44mm solid core door to achieve fire resistance performance as required under the building regulations.
Decorative mouldings to be applied to face of door, to ensure fire integrity of door is not compromised.
Door to be primed and painted.
Width to suit opening circumstances and disabled access requirements.

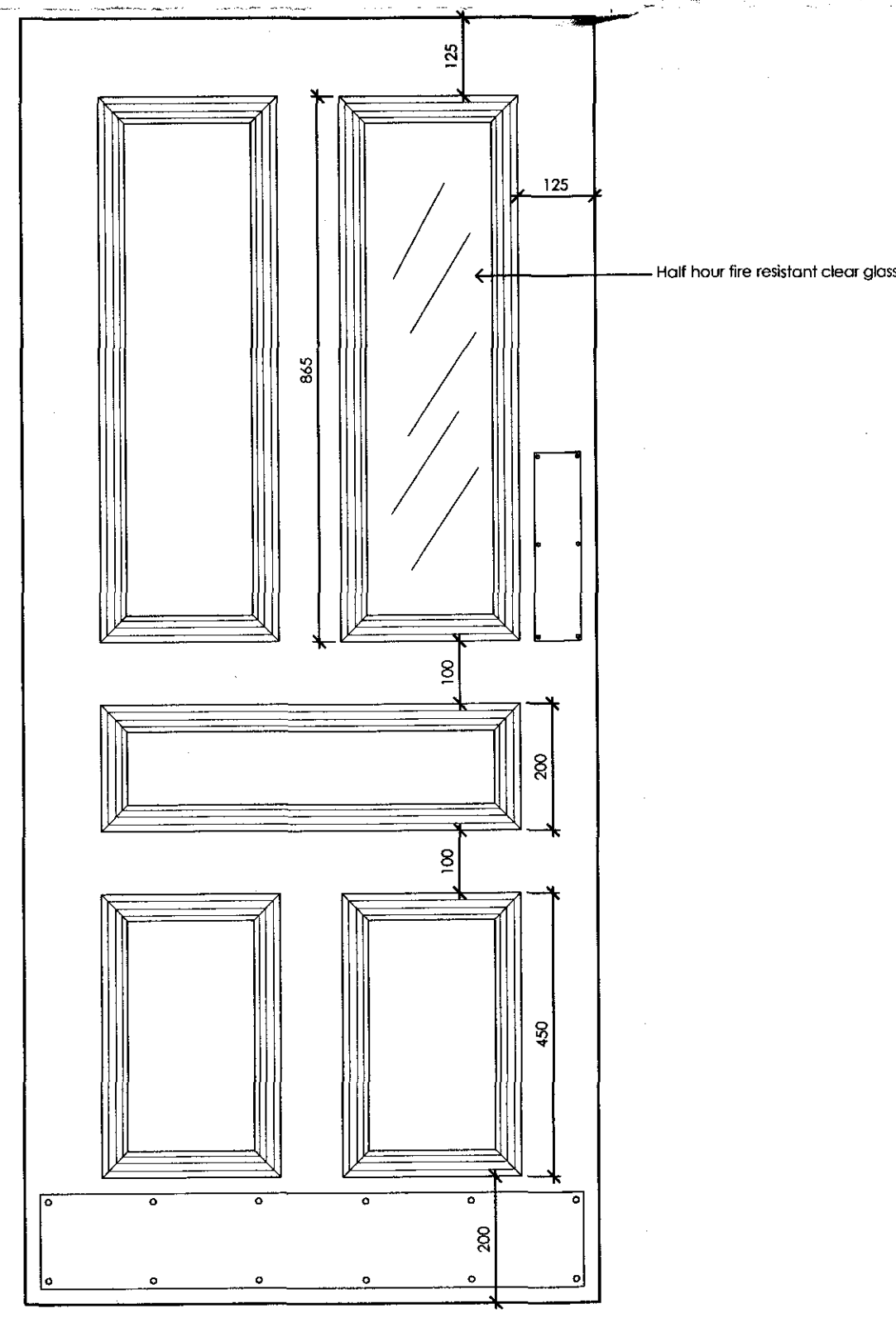
FOR LOCATION OF DOORS REFER TO DRAWING 123.

GROUND FLOOR DOORS


DOOR	DOOR REF	FIRE DOOR
DG01	Existing to remain	
DG02	Existing to remain	
DG03	Existing to remain	
DG04	Existing to remain	
DG05	Existing to remain	
DG06	Existing to remain	
DG07	Existing to remain	
DG08	Type A	YES
DG09	Existing to remain	
DG10	Existing to remain	
DG11	Type B	
DG12	Type B	
DG13	Type A	YES

BASEMENT FLOOR DOORS

DOOR	DOOR REF	FIRE DOOR
DB01	Type C	YES
DB02	Type B	
DB03	Type B	
DB04	Type B	
DB05	Type B	
DB06	Type B	
DB07	Type A	YES
DB08	Type C	
DB09	Type A	
DB10	Type B	
DB11	Type B	
DB12	Existing to remain	
DB13	Existing to remain	
DB14	Existing to remain	
DB15	Existing to remain	
DB16	Existing to remain	
DB17	Existing to remain	
DB18	Type D	
DB19	Existing to remain	



DOOR TYPE C
44mm solid core door to achieve fire resistance performance as required under the building regulations.
Door to have factory made glazed panel, with fire resistant glass, acting as vision panel to prevent collisions.
Decorative mouldings to be applied to face of door, to ensure fire integrity of door is not compromised.
Door to be primed and painted.
Width to suit opening circumstances and disabled access requirements.



DOOR TYPE D
44mm solid core door for durability.
Door to be primed and painted.
Width to suit opening circumstances and disabled access requirements.

REV	NOTES	DATE	BY

ADSDESIGN
INTERIORS • ARCHITECTURE

ADS DESIGN & BRAND DEVELOPMENT Ltd
King John's Gallery, King John's Island, Mythe Road,
Tewkesbury, GL20 6EB
Tel: +44 (0) 1684 870 870 Fax: +44 (0) 1684 878 202
email: info@ads-design.co.uk

CLIENT
Greene King

PROJECT
**The Assembly House
Kentish Town
London**

DRAWING TITLE
Proposed Door Schedule

SCALE 1:10	SHEET A1
DATE Oct 10	DRAWN A.L.
TICK & DATE IF PRELIMINARY	

DRAWING NUMBER
108

