NOTES:

All dimensions to be checked on site.
Do not scale from this drawing.
Subject to local authority approval.

Drawing for visual purpose only.
For specification refer to scope of works.

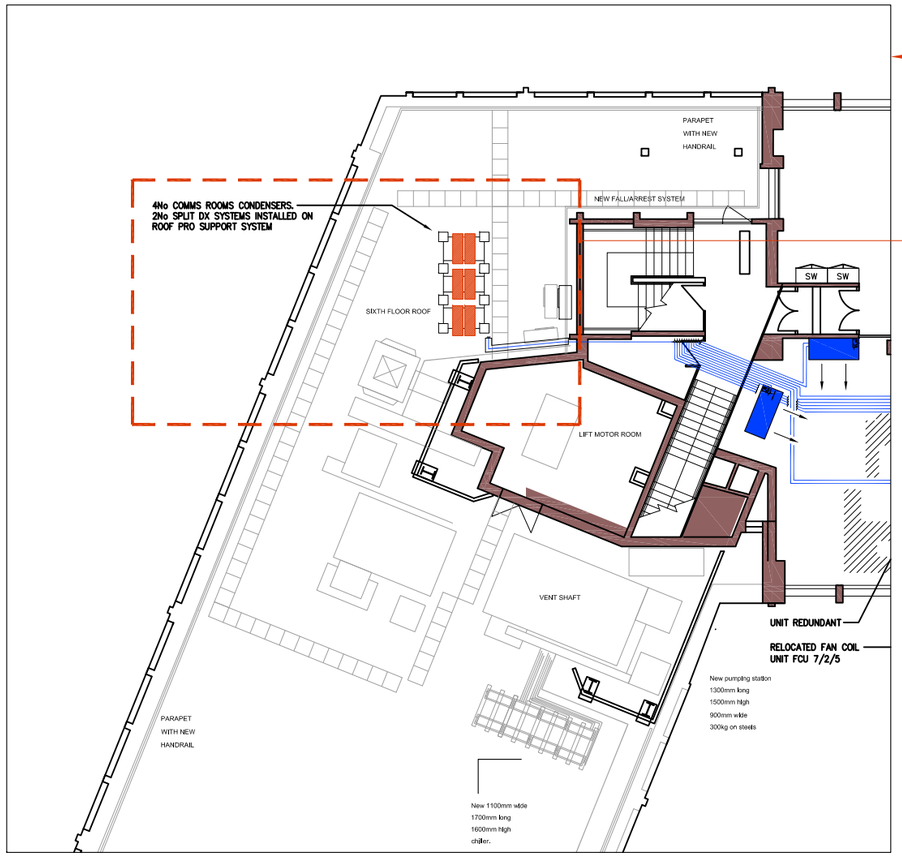

PROPOSED LOCATION - 1:100@A1

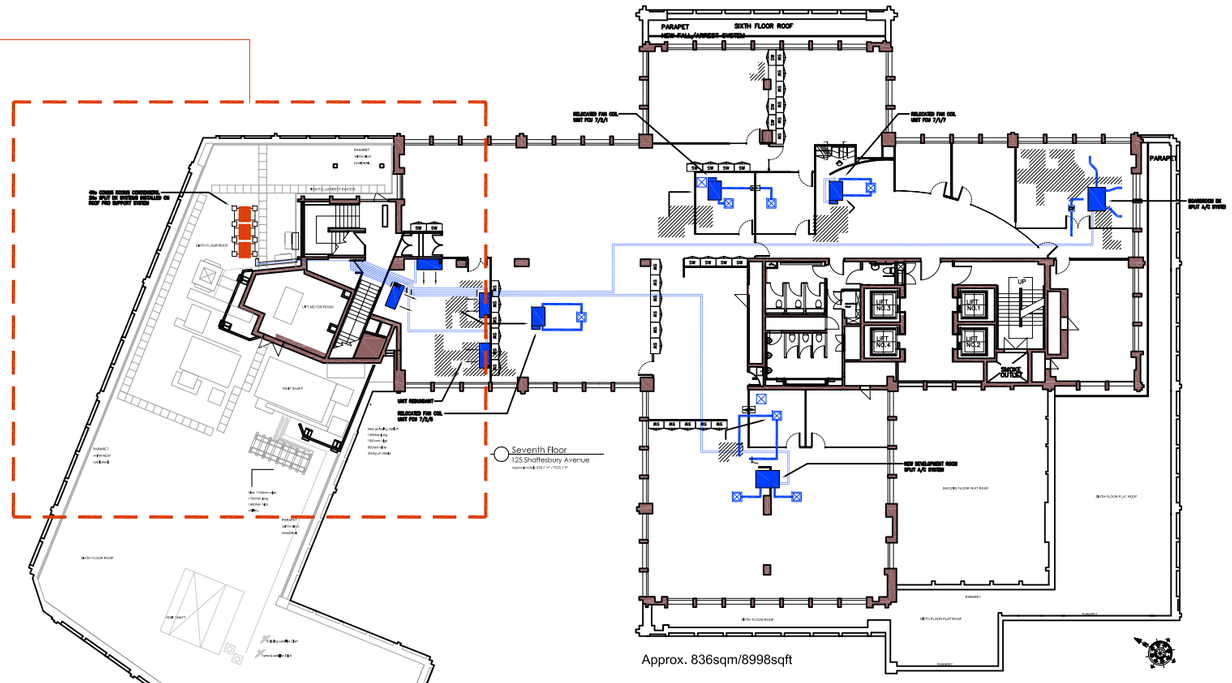

Approx. 836sqm/8998sqft

LOCATION ROOF PLAN
1:200@A1

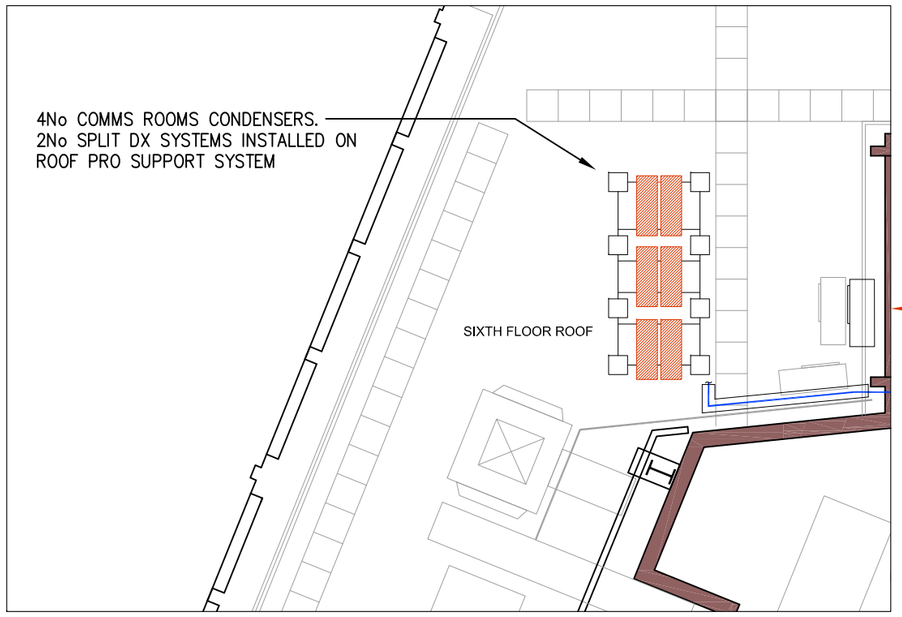

PROPOSED LOCATION - 1:50@A1

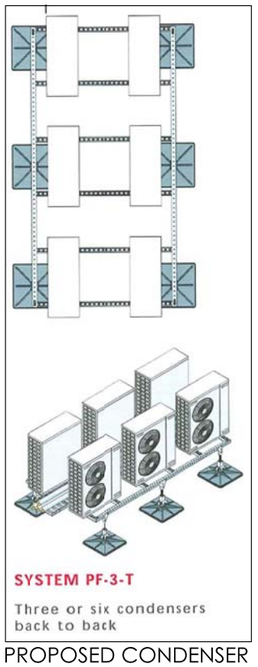

PROPOSED CONDENSER
SUPPORT SYSTEM

PROPOSED CONDENSER x 4
MITSUBISHI PUHZ-RP140VKA OUTDOOR UNIT
DIMENSIONS - 950mmW x 330mmD x 1350mmH

PROPOSED CONDENSER x 2
MITSUBISHI PUHZ-RP71VHA OUTDOOR UNIT
DIMENSIONS - 950mmW x 330mmD x 943mmH

Rev	Revision	By	Date	Chk'd	Date
A	XXXX	ML	XX.XX.XX		

CLIENT:
CERILLION

ADDRESS:
7TH FLOOR
125 SHAFTESBURY AVENUE
LONDON
WC2H 8AD

bluu solutions limited
Princess House
50-60 Eastcastle Street
London W1W 8EA
t: +44 (0)20 7079 3400
f: +44 (0)20 7323 1723

TITLE:
PROPOSED UNITS
ROOF TOP

DESIGN BY	-	AK
DATE	-	09.11.10
SCALE	-	Varies
CAD BY	-	MG
SIGN OFF	-	

Dwg No: 10-00XX - 7 - RT

Origin:	☐ CAD	☐ IMAGE	☐ SURVEY
Cad Ref:	10-0150_CERILLION_7F_PLANNING_APPLICATION.dwg		
Status:	☒ For information	☐ For tender	☐ For construction	☐ As built drawing

Copyright bluu