

**Garden Flat  
125 King Henry's Road  
LONDON NW3 3RB  
020-7722 8159**

**Email: jill\_babington@hotmail.com  
Mobile 07887 510 131**

Mr Tom Little  
Planning Services  
Camden Town Hall  
Argyle Street  
LONDON WC1H 8EQ

12 December 2010

206/6783/T  
206/6782/T  
206/6781/T  
206/6780/T

Dear Mr. Little,

**Tree Works @ 123, 125 & 127 King Henry's Road NW3 3RB and 19 Wadham Gardens NW3 3DN**


You kindly visited me on 8<sup>th</sup> October concerning our trees and I have finally got together with everyone, obtained some extra information and found or taken some photos and am enclosing herewith four planning applications.

Those concerning 123 King Henry's and 19 Wadham are repeats of work done before which just need your permission to go ahead, as I presume there need be no dispute as to the need. However, the reason for putting all in together is that we could actually get a bit more of a discount if the Tree Surgeon can do all the necessary work at one time – and, of course, it makes sense when getting parking and skips and everything else sorted.

Emails come through to my mobile and as the holiday season is almost upon us, I expect you will be away quite a bit as will I, please make use of those rather than the landline if you need me to supply any further information. Otherwise we look forward to hearing as soon as possible.

Realising that is unlikely to be before the holiday, may I take this opportunity of wishing you the most enjoyable time and all the best for 2011

Yours sincerely,



Jill Babington



Planning Services  
Camden Town Hall  
Argyle Street  
London WC1H 8EQ

Email (enquiries only): [env.devcn@camden.gov.uk](mailto:env.devcn@camden.gov.uk)  
Telephone : 020 7974 1911  
Fax : 020 7974 5713

For office use  
Date  
Payee  
App. No.

Fee

Application for tree works: works to trees subject to a tree preservation order (TPO)  
and/or notification of proposed works to trees in a conservation area.

## Town and Country Planning Act 1990

You can complete and submit this form electronically via the Planning Portal by visiting [www.planningportal.gov.uk/apply](http://www.planningportal.gov.uk/apply)

### Publication of applications on planning authority websites

Please note that the information provided on this application form and in supporting documents may be published on the Authority's website. If you require any further clarification, please contact the Authority's planning department.

Please complete using block capitals and black ink.

You must use this form if you are applying for work to trees protected by a tree preservation order (TPO). (You may also use it to give notice of works to trees in a conservation area).

It is important that you read the accompanying guidance notes before filling in the form. Without the correct information, your application / notice cannot proceed.

### 1. Applicant Name and Address

Title:	MISS	First name:	JILL
Last name:	BABINGTON		
Company (optional):			
Unit:	FLAT 1	House number:	125
		House suffix:	
House name:			
Address 1:	KING HENRY'S ROAD		
Address 2:			
Address 3:			
Town:	LONDON		
County:			
Country:	UK		
Postcode:	NW3 3RB		

### 2. Agent Name and Address

Title:		First name:	
Last name:			
Company (optional):			
Unit:		House number:	
		House suffix:	
House name:			
Address 1:			
Address 2:			
Address 3:			
Town:			
County:			
Country:			
Postcode:			

### 3. Trees Location

If all trees stand at the address shown in Question 1, go to Question 4. Otherwise, please provide the full address/location of the site where the tree(s) stand (including full postcode where available)

Unit:  House number:  House suffix:

House name:

Address 1:

Address 2:

Address 3:

Town:

County:

Postcode (if known):

If the location is unclear or there is not a full postal address, either describe as clearly as possible where it is (for example, 'Land to the rear of 12 to 18 High Street' or 'Woodland adjoining Elm Road') or provide an Ordnance Survey grid reference:

Description:

### 4. Trees Ownership

Is the applicant the owner of the tree(s): ☐ Yes ☐ No  
If 'No' please provide the address of the owner (if known and if different from the trees location)

Title:  First name:

Last name:

Company (optional):

Unit:  House number:  House suffix:

House name:

Address 1:

Address 2:

Address 3:

Town:

County:

Country:

Postcode:

Telephone numbers

Country code:  National number:  Extension number:

Country code:  Mobile number (optional):

Country code:  Fax number (optional):

Email address (optional):

### 5. What Are You Applying For?

Are you seeking consent for works to tree(s) subject to a TPO? ☐ Yes ☒ No

Are you wishing to carry out works to tree(s) in a conservation area? ☒ Yes ☐ No

### 6. Tree Preservation Order Details

If you know which TPO protects the tree(s), enter its title or number below.

### 7. Identification Of Tree(s) And Description Of Works

Please identify the tree(s) and provide a full and clear specification of the works you want to carry out. Continue on a separate sheet if necessary. You might find it useful to contact an arborist (tree surgeon) for help with defining appropriate work. Where trees are protected by a TPO, please number them as shown in the First Schedule to the TPO where this is available. Use the same numbers on your sketch plan (see guidance notes).

Please provide the following information below: tree species (and the number used on the sketch plan) and description of works. Where trees are protected by a TPO you must also provide reasons for the work and, where trees are being felled, please give your proposals for planting replacement trees (including quantity, species, position and size) or reasons for not wanting to replant.

E.g. Oak (T3) - fell because of excessive shading and low amenity value. Replant with 1 standard ash in the same place.

- 1) OAK TREE REAR OF GARDEN EAST SIDE
- 2) LARGE HIVE REAR EAST BOUNDARY
- 3) SMALLER HIVE REAR WEST BOUNDARY

## 7. Identification Of Tree(s) And Description Of Works continued ...

- 1) OAK : REDUCE CROWN & SHAPE TO BALANCE AND ENCOURAGE MORE UPRIGHT GROWTH
- 2) LARGE LIME : CUT DOWN - IT IS MUCH TOO TALL NOW, MUCH TOO CLOSE TO ABOVE OAK AND CAUSING THE LEAN
- 3) SMALL LIME : REDUCE CROWN TO PREVIOUS POINTS LEAVING PLENTY OF SIDE SHOOTS TO PROMOTE HEALTHY RECOVERY

CONTINUED ON PAGE I, ATTACHED

## 8. Trees - Additional Information

Additional information may be attached to electronic communications or provided separately in paper format.

### For all trees

A sketch plan clearly showing the position of trees listed in Question 7 must be provided when applying for works to trees covered by a TPO. A sketch plan is also advised when notifying the LPA of works to trees in a conservation area (see guidance notes). It would also be helpful if you provided details of any advice given on site by an LPA officer.

### For works to trees covered by a TPO

Please indicate whether the reasons for carrying out the proposed works include any of the following. If so, your application must be accompanied by the necessary evidence to support your proposals. (See guidance notes for further details)

1. **Condition of the tree(s)** - e.g. it is diseased or you have fears that it might break or fall:

If YES, you are required to provide written arboricultural advice or other diagnostic information from an appropriate expert.

☐ Yes

☒ No

2. **Alleged damage to property** - e.g. subsidence or damage to drains or drives.

If YES, you are required to provide for:

☐ Yes

☐ No

#### *Subsidence*

A report by an engineer or surveyor, to include a description of damage, vegetation, monitoring data, soil, roots and repair proposals. Also a report from an arboriculturist to support the tree work proposals.

#### *Other structural damage* (e.g. drains, walls and hard surfaces)

Written technical evidence from an appropriate expert, including description of damage and possible solutions.

### Documents and plans (for any tree)

Are you providing separate information (e.g. an additional schedule of work for Question 7)?

☒ Yes

☐ No

If YES, please provide the reference numbers of plans, documents, professional reports, photographs etc in support of your application. If they are being provided separately from this form, please detail how they are being submitted.

PAGE II - PHOTO TO SHOW SIZE LARGE LIME  
PAGE III - PHOTO TO SHOW LEAN OF OAK  
PAGE IV - SCHEDULE OF WORK REQUIRED

## 9. Authority Employee / Member

With respect to the Authority, I am:

- (a) a member of staff      (c) related to a member of staff  
(b) an elected member      (d) related to an elected member

Do any of these statements apply to you?

☐ Yes

☒ No

If Yes, please provide details of the name, relationship and role

## 10. Application For Tree Works - Checklist

Only one copy of the application form and additional information (Question 8) is required. Please use the guidance and this checklist to make sure that this form has been completed correctly and that all relevant information is submitted. Please note that failure to supply precise and detailed information may result in your application being rejected or delayed. You do not need to fill out this section, but it may help you to submit a valid form.

### Sketch Plan

- A sketch plan showing the location of all trees (see Question 8)

### For all trees

(see Question 7)

- Clear identification of the trees concerned
- A full and clear specification of the works to be carried out

### For works to trees protected by a TPO

(see Question 7)

Have you:


- stated reasons for the proposed works? ☐
- provided evidence in support of the stated reasons? in particular:
  - if your reasons relate to the condition of the tree(s) - written evidence from an appropriate expert ☐
  - if you are alleging subsidence damage - a report by an appropriate engineer or surveyor and one from an arboriculturist. ☐
  - in respect of other structural damage - written technical evidence ☐
- included all other information listed in Question 8? ☐

## 11. Declaration - Trees

I/we hereby apply for consent/give notice for tree work as described in this form and the accompanying plans and additional information.

Signed - Applicant:

Or signed - Agent:



Date (DD/MM/YYYY):

12/12/2010

(This date must not be before the date of sending or hand-delivery of the form)

## 12. Applicant Contact Details

Telephone numbers

Country code:

National number:

Extension number:

Country code:

Mobile number (optional):

Country code:

Fax number (optional):

Email address (optional):

## 13. Agent Contact Details

Telephone numbers

Country code:

National number:

Extension number:

Country code:

Mobile number (optional):

Country code:

Fax number (optional):

Email address (optional):


Electronic communication - If you submit this form by fax or e-mail the LPA may communicate with you in the same manner.  
(Please see guidance notes)

Re: 127 KING HENRY'S ROAD REAR GARDEN

THERE ARE TOO MANY TREES IN THIS VERY SMALL AREA, WHICH IS JUST OVER THE BOUNDARY WALL TO NORTH OF 19 WADHAM GARDENS (SEPARATE APPLICATION) WITH ALL THE POPLARS:

- 1) THE OAK IS BEING MADE TO LEAN SO HEAVILY BECAUSE OF THE VERY TALL LIME ON THE REAR LEFT BOUNDARY, THE TRUNK OF WHICH IS ONLY APPROX. 3.5 METRES AWAY. THE LIME IS DUE SOUTH SO THE OAK IS GETTING LITTLE SUNLIGHT AND TRYING TO COMPENSATE
  - 2) THE LARGE LIME ON REAR LEFT (SOUTH-EAST) BOUNDARY IS MUCH TOO TALL, MUCH TOO CLOSE AND DAMAGING THE OAK ABOVE AND THE GARDEN AREAS ALL AROUND. IT IS SO HUGE THAT MUCH OF THIS GROUND GETS LITTLE MOISTURE SINCE THE THICK FOLIAGE DOES NOT LET ANY RAIN EXCEPT A HEAVY DOWNPOUR TO GET THROUGH TO THE GARDENS ALL ROUND, WHICH MEANS ALL THE GARDEN OWNERS ARE WATERING UNNECESSARILY FROM THE GARDEN HOSES IN SUMMER MONTHS. AT THE SAME TIME, OF COURSE, IT IS TAKING FAR TOO MUCH WATER FROM THE SOIL DUE TO IT'S SIZE AND THERE ARE TWO OTHER, NEARLY EQUALLY THIRSTY, LARGE TREES VERY CLOSE BY. IT IS ALSO SHADING MORE THAN JUST THE OAK, NAMED IN 1) ABOVE, FROM LIGHT AS WELL AS WATER. IT IS ALSO CAUSING THE BOUNDARY WALL WITH No. 125 TO LEAN HEAVILY AND IT WILL SOON FALL
  - 3) ANOTHER LIME, NOT SO LARGE BUT ONLY ABOUT 3 METRES TO THE WEST FROM 2) ABOVE
- SO THE REQUEST IS TO FELL THE REALLY LARGE LIME AND GIVE THE OTHER TWO TREES SUITABLE TRIMS TO GIVE THEM A CHANCE TO RECOVER SHAPE.

SKETCH MAP:









# ORANGETREES.NET

EXPERIENCED TREE SURGEONS • FREE QUOTES • FULLY INSURED

07949 48 55 78 • LEE@ORANGETREES.NET • 020 8510 9646

Basement Flat, 74 Forburg Road, London, N16 6HT

Date: 13/08/10

Lynda Katzen

127 King Henrys Road

London

NW3 3RB

Dear Lynda

Further to my recent meeting, please find quotation below.

**PROPOSED TREE WORK IN REAR GARDEN OF 127 KING HENRYS ROAD**

<u>Tree</u>	<u>Work to be carried out</u>	<u>Price</u>
OAK (SUPPRESSED)	THIS TREE HAS A HEAVY LEAN - CROWN REDUCE BY 30% & SHAPE, TO BALANCE AND TO ENCOURAGE A MORE UPRIGHT FORM	£350
LIME (REAR LEFT BOUNDARY)	FELL IN SECTIONS TO GROUND LEVEL	£1,150
LIME (REAR RIGHT BOUNDARY)	OPTION A - SEVER IVY AND FLATTEN OFF BACK TO MAIN STEM, CROWN REDUCE TO PREVIOUS REDUCTION POINTS WHILST LEAVING PLENTY OF SIDE SHOOTS TO FACILITATE A HEALTHY RECOVERY	£350
LIME (REAR RIGHT BOUNDARY)	OPTION B - FELL IN SECTIONS TO GROUND LEVEL	£500

**WE ARE HAPPY TO OFFER A 10% REDUCTION FOR OBTAINING YOUR OWN COUNCIL PERMISSION**





PAGE II



PHOTO TO TRY TO SHOW SIZE LARGE LINE



PAGE III



TO SHOW LEAN ON OAK