

ITEM 01 (Qty 1)
Ref: TLE 09C

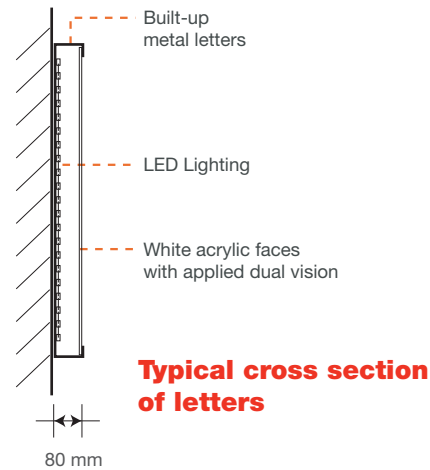

Symbol
 An internally illuminated flex face box or built up unit with acrylic face displaying full colour
 dreamscape to face. Complete with LED lighting (Face illumination only).

Letters
 A set of individual internally illuminated letters.
 Built up metal letters with opal acrylic faces complete with
 Dual vision vinyl to face having LED lighting (Face illumination only).

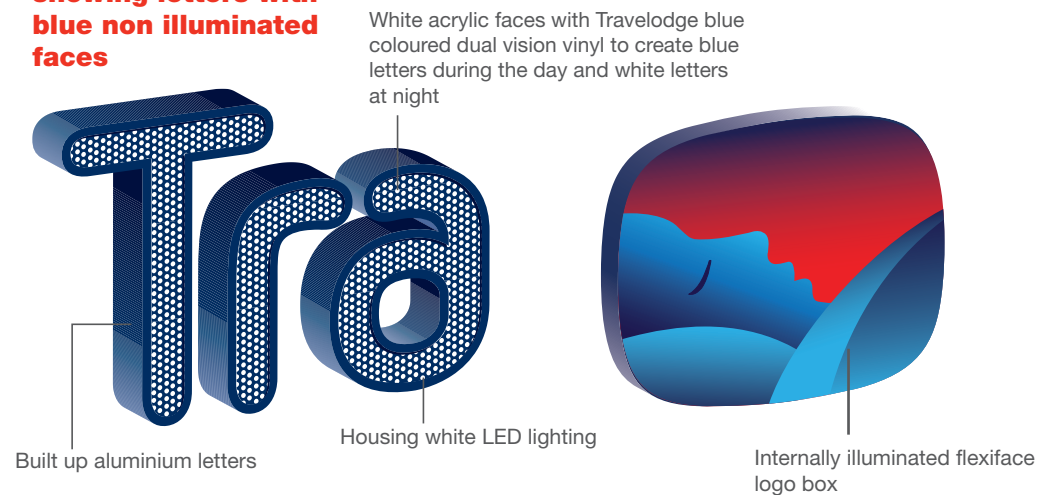
Illumination LED
Bracketwork as required
 Scale 1:50

night time effect
showing letters with
white illuminated faces

*** NOTE : LETTERS &
 LOGO ALL PLANNING
 APPROVED APPLICATION
 REF: 2010/5384/A
 APPLICATION FOR
 INTERNAL LED
 ILLUMINATION ONLY TO
 ILLUMINATE WHITE AT
 NIGHT & COLOUR LOGO**



day time effect
showing letters with
blue non illuminated
faces



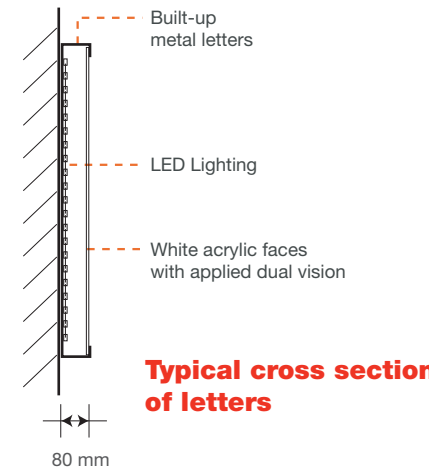
ITEM 02 (Qty 1)
Ref: TLE 09C

Symbol
 An internally illuminated flex face box or built up unit with acrylic face displaying full colour
 dreamscape to face. Complete with LED lighting (Face illumination only).

Letters
 A set of individual internally illuminated letters.
 Built up metal letters with opal acrylic faces complete with
 Dual vision vinyl to face having LED lighting (Face illumination only).

Illumination LED
Bracketwork as required
 Scale 1:50

night time effect
showing letters with
white illuminated faces

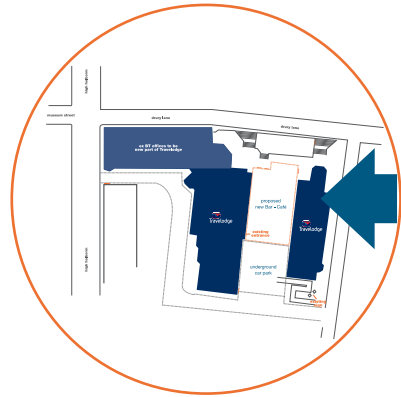


Day time effect



Night time effect





*** NOTE : LETTERS &
LOGO ALL PLANNING
APPROVED APPLICATION
REF: 2010/5384/A
APPLICATION FOR
INTERNAL LED
ILLUMINATION ONLY TO
ILLUMINATE WHITE AT
NIGHT & COLOUR LOGO**

Letters shown in day time colour



Part South Elevation Scale 1:200



Letters shown in day time colour

02



*** NOTE : LETTERS & LOGO ALL PLANNING APPROVED APPLICATION REF: 2010/5384/A APPLICATION FOR INTERNAL LED ILLUMINATION ONLY TO ILLUMINATE WHITE AT NIGHT & COLOUR LOGO**

North East Elevation Scale 1:200



South Elevation - Night



South Elevation - Day



North Elevation - Day

Travelodge. **London Covent Garden.** No. 10 Drury Lane, High Holborn, London, WC2R 5RE. **76610** 16/12/10 - RP - New planning drawing created.

Copyright : The above designs and illustrations are intended solely for, and should only be used by, those to whom this design specification is addressed. The contents are strictly private and confidential. Any form of reproduction, dissemination, copying, disclosure, modification or distribution is strictly prohibited without the prior written consent of **Ashleigh Signs Ltd** (Company Number : 1325080) whose registered address is Ashleigh House, Marsh Street, Rothwell, Leeds. LS26 0AG

Phone +44 (0) 113 2828292 **Fax** +44 (0) 113 2829155 **www.ashleighsigns.co.uk**

ashleighsigns.co.uk



Travelodge. **London Covent Garden.** No. 10 Drury Lane, High Holborn, London, WC28 5RE. **76610** 16/12/10 - RP - New planning drawing created.

Copyright : The above designs and illustrations are intended solely for, and should only be used by, those to whom this design specification is addressed. The contents are strictly private and confidential. Any form of reproduction, dissemination, copying, disclosure, modification or distribution is strictly prohibited without the prior written consent of **Ashleigh Signs Ltd** (Company Number : 1325080) whose registered address is Ashleigh House, Marsh Street, Rothwell, Leeds. LS26 0AG

Phone +44 (0) 113 2828292 **Fax** +44 (0) 113 2829155 **www.ashleighsigns.co.uk**

ashleighsigns.co.uk