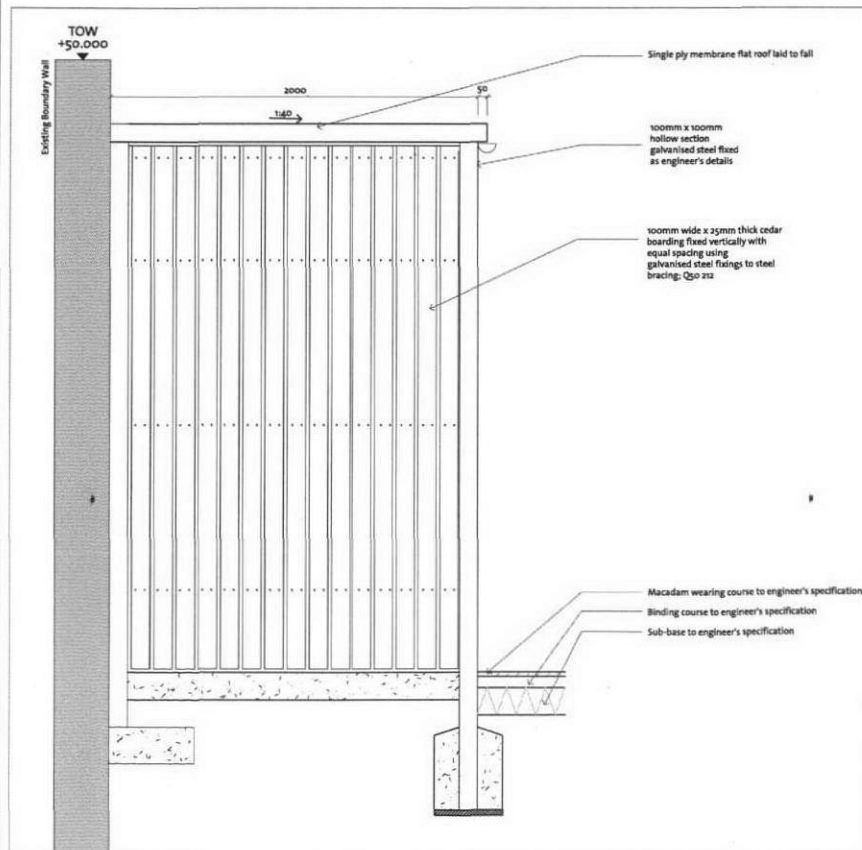
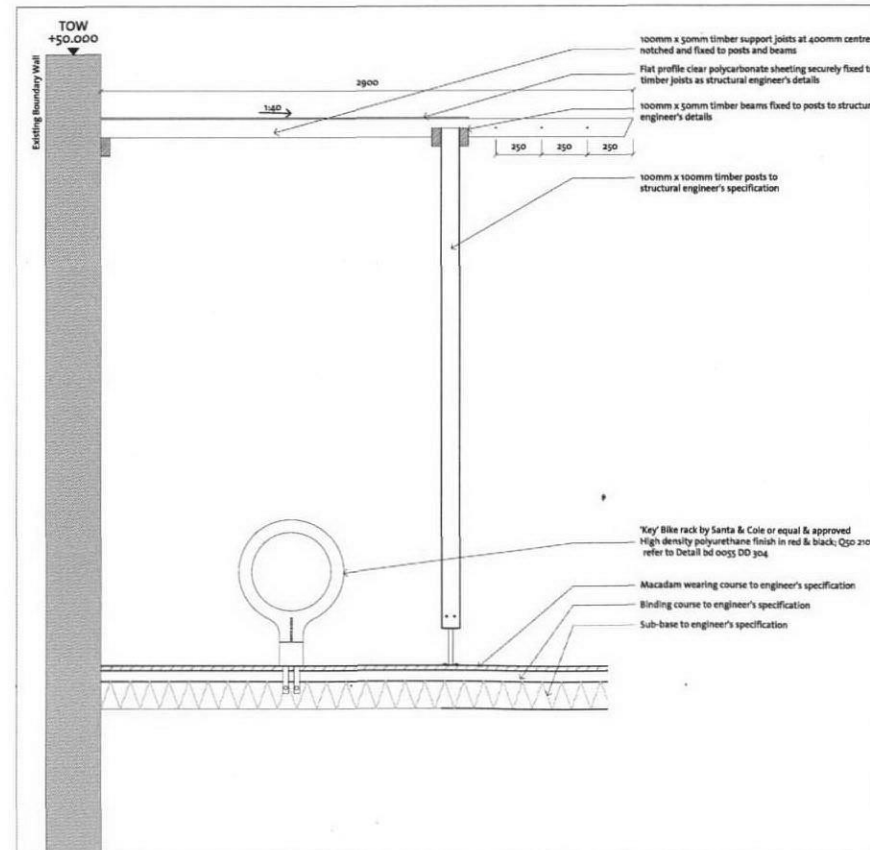


Elevation B

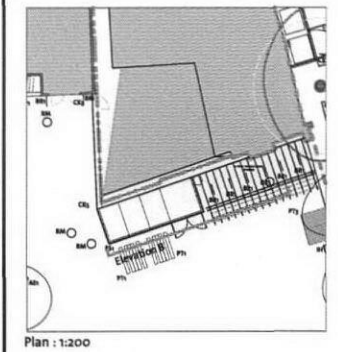


End View of Storage Enclosure Scale 1:20



Section Through Canopy Scale 1:20

- GENERAL NOTES:**
1. ALL DIMENSIONS AND LEVELS SHALL BE CHECKED ON SITE PRIOR TO CONSTRUCTION WORK COMMENCING.
 2. ALL LANDSCAPE DRAWINGS TO BE READ IN CONJUNCTION WITH ALL RELEVANT ENGINEER'S AND ARCHITECT'S DRAWINGS AND SPECIFICATIONS.
 3. ALL DRAWINGS TO BE READ IN CONJUNCTION WITH THE LANDSCAPE SPECIFICATION.
 4. ANY DISCREPANCY CONCERNING THE DRAWINGS SHOULD BE REFERRED TO THE CA IMMEDIATELY.
 5. ALL DIMENSIONS IN MILLIMETRES UNLESS NOTED OTHERWISE.
 6. ALL LEVELS IN METRES.
 7. DO NOT SCALE OFF THIS DRAWING.
 8. EXISTING SERVICE ALIGNMENTS SHALL BE CHECKED ON SITE BY THE CONTRACTOR PRIOR TO CONSTRUCTION WORK COMMENCING.



01	23/10/10	Employer's Requirements Issue	HE	RB
02	23/09/10	Stage E Issue for comment	HE	RB
Rev	Date	Description	Drawn	CHK

b:d.
landscape architecture
urban design

b:d landscape architects ltd
Sun Street
Tewkesbury
GLOS GL20 5NX
t: 07935 153 775
e: info@bdlandscape.com
w: www.bdlandscape.com

CLIENT
London Diocesan Board for School, London Borough of Camden & Emmanuel C of E Primary School

PROJECT
Emmanuel C of E School

TITLE
Typical Bike Canopy, Equipment Store & Trellis Detail

Status:	Drawn:	Checked:
Stage E	HK	RB
Scale:	Date:	Approved:
1:20 @ A1	23.09.2010	RB

Drawing & Revision Number:
bd 0055 DD 311 R01