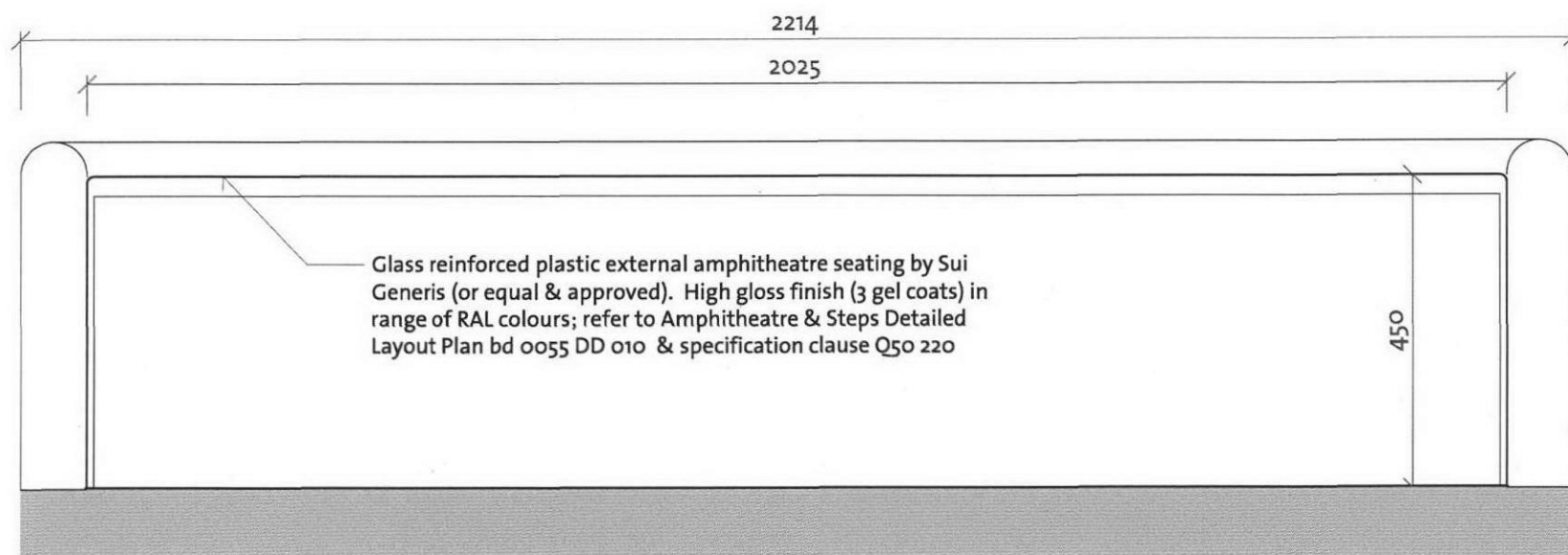



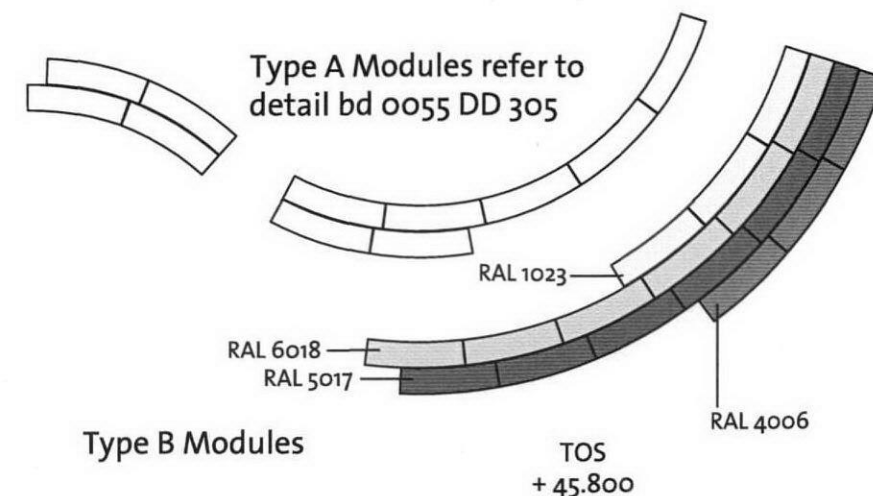
Plan



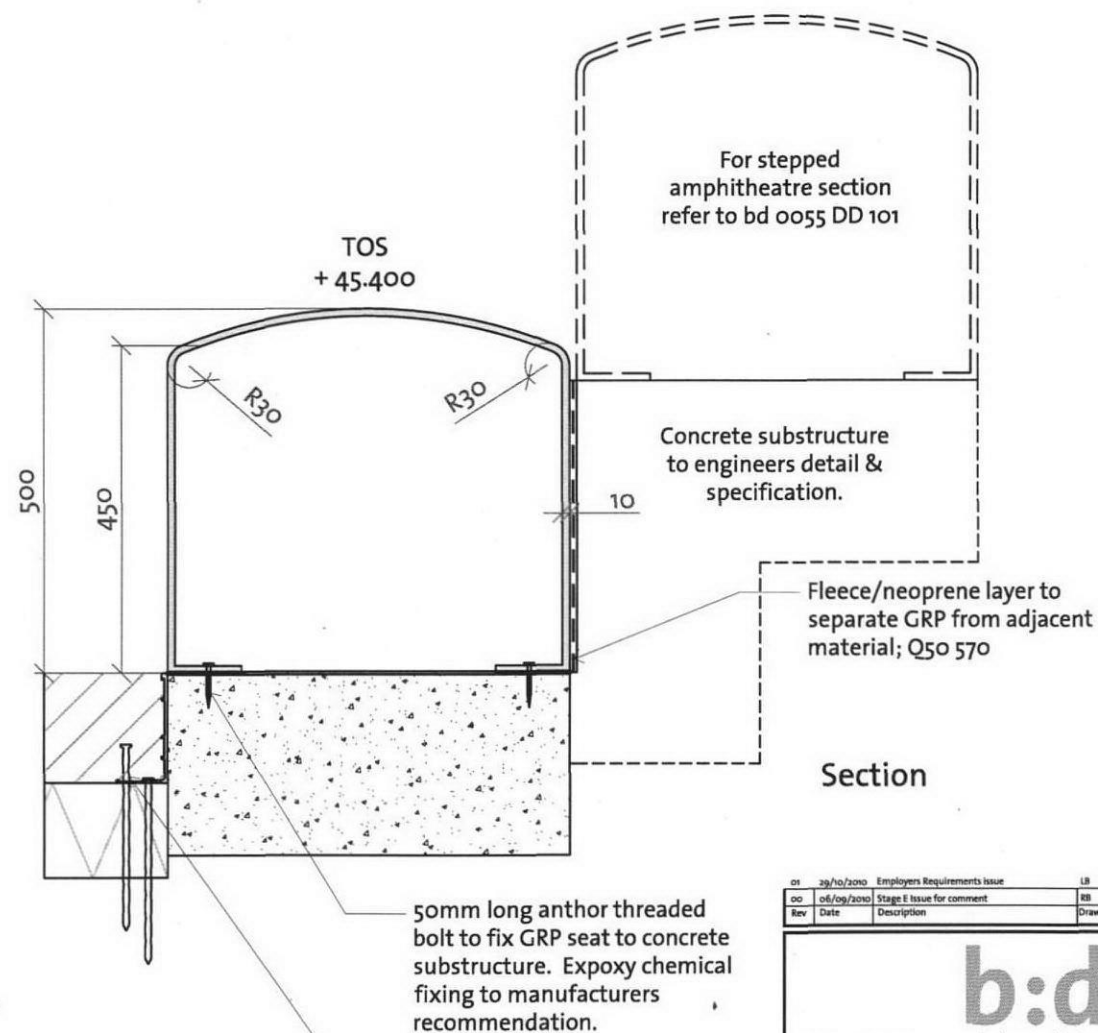
Front Elevation



Rear Elevation



Type B Modules



Section

50mm long anchor threaded bolt to fix GRP seat to concrete substructure. Epoxy chemical fixing to manufacturers recommendation.

6mm thick Aluexcel 100 Exceledge aluminium edging restraint by Kinley Systems (or equal and approved); Q10 117

- GENERAL NOTES:**
1. ALL DIMENSIONS AND LEVELS SHALL BE CHECKED ON SITE PRIOR TO CONSTRUCTION WORK COMMENCING.
  2. ALL LANDSCAPE DRAWINGS TO BE READ IN CONJUNCTION WITH ALL RELEVANT ENGINEER'S AND ARCHITECT'S DRAWINGS AND SPECIFICATIONS.
  3. ALL DRAWINGS TO BE READ IN CONJUNCTION WITH THE LANDSCAPE SPECIFICATION.
  4. ANY DISCREPANCY CONCERNING THE DRAWINGS SHOULD BE REFERRED TO THE CA IMMEDIATELY.
  5. ALL DIMENSIONS IN MILLIMETRES UNLESS NOTED OTHERWISE.
  6. ALL LEVELS IN METRES.
  7. DO NOT SCALE OFF THIS DRAWING.
  8. EXISTING SERVICE ALIGNMENTS SHALL BE CHECKED ON SITE BY THE CONTRACTOR PRIOR TO CONSTRUCTION WORK COMMENCING.

Rev	Date	Description	Drawn	Check
01	29/10/2010	Employers Requirements Issue	LB	RB
02	06/09/2010	Stage E Issue for comment	RB	RB

**b:d**  
landscape architecture  
urban design

b:d landscape architects ltd  
Sun Street  
Tewkesbury  
GL20 5KX  
t: 01295 185 170  
e: info@bdlandarch.com  
w: www.bdlandarch.com

CLIENT	London Diocesan Board for Schools, London Borough of Camden & Emmanuel C of E Primary School
PROJECT	Emmanuel C of E School
TITLE	Type B: GRP Seating Typical Detail

Status:	For Comment	Drawn:	SW	Checked:	RB
Scale:	1:10	Date:	24.08.2010	Approved:	RB
Drawing & Revision Number:	bd 0055 DD 306 R01				