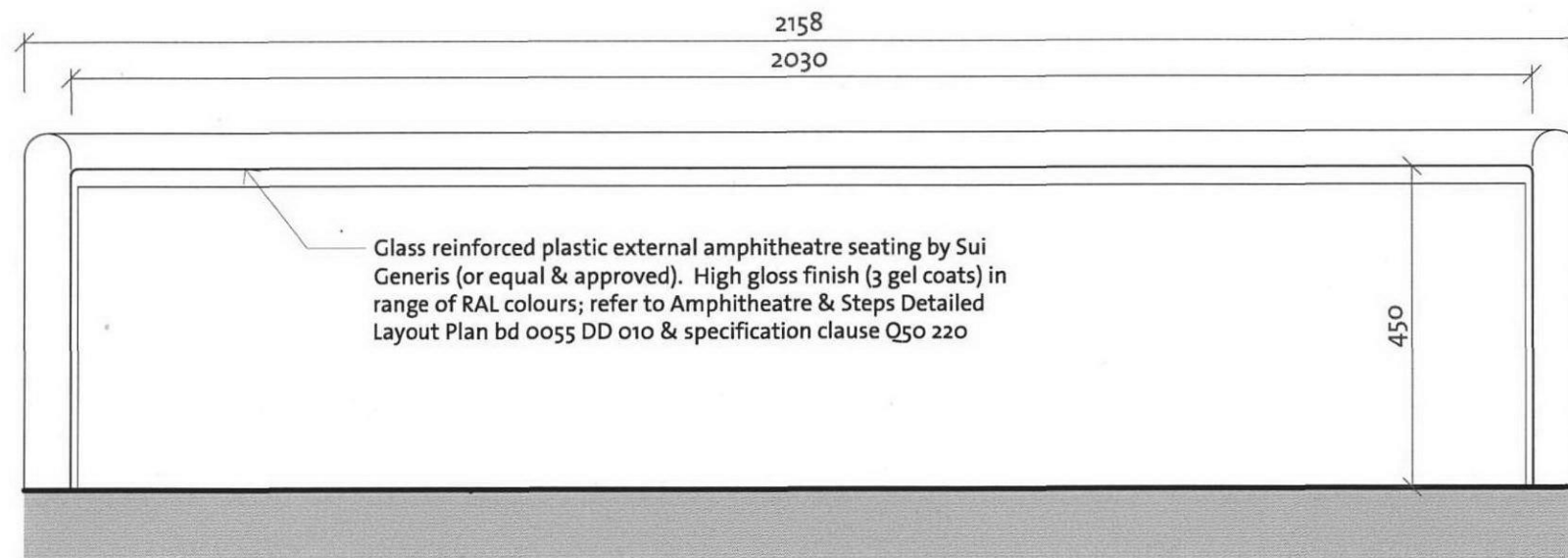



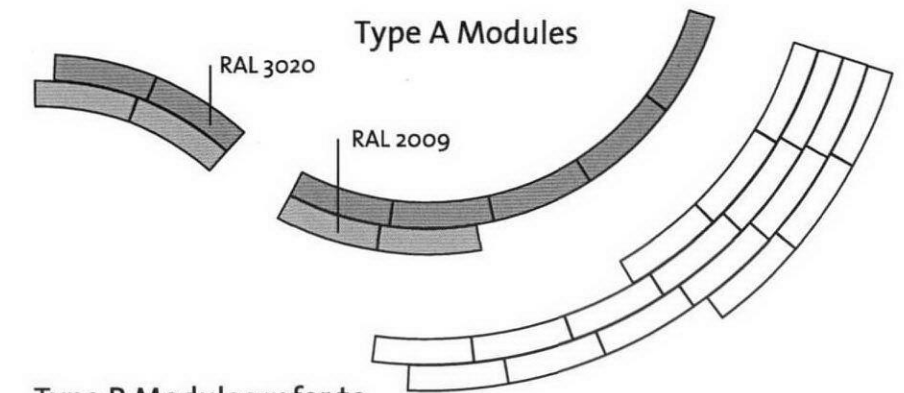
Plan



Front Elevation



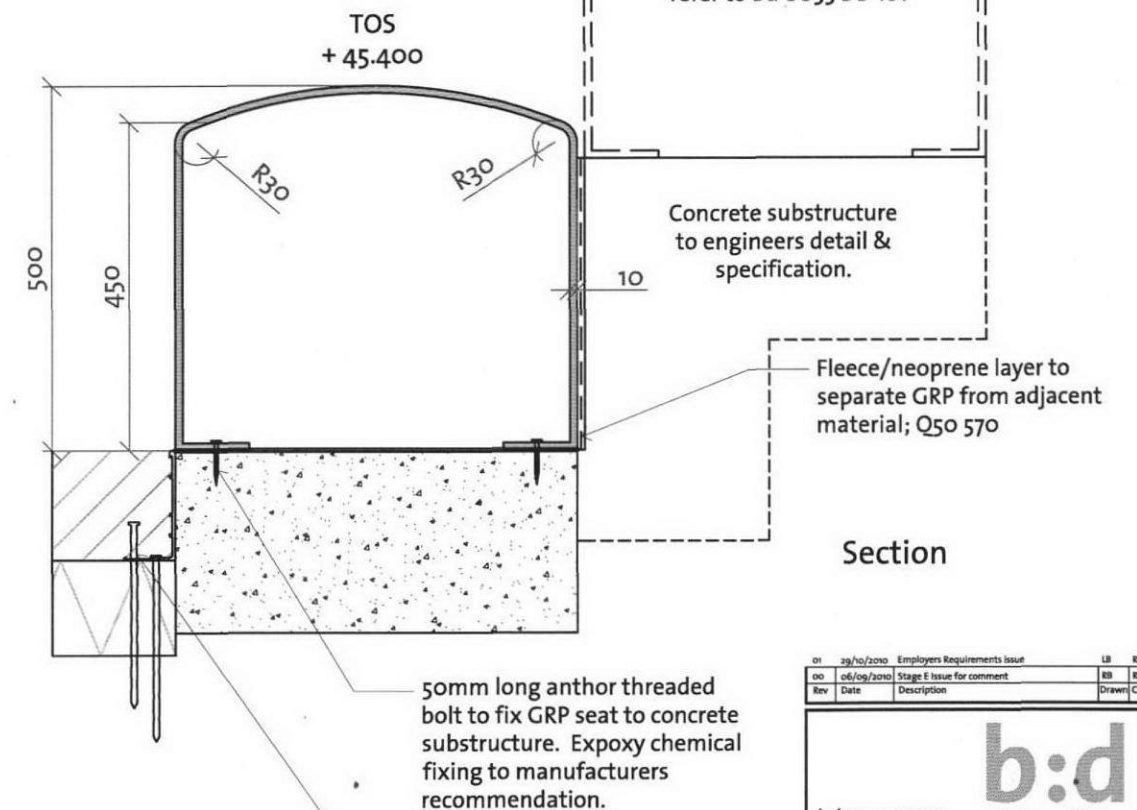
Rear Elevation



Type B Modules refer to detail bd 0055 DD 306

TOS
+ 45.800

Fixing Detail



Section

Side Elevation B

GENERAL NOTES:

1. ALL DIMENSIONS AND LEVELS SHALL BE CHECKED ON SITE PRIOR TO CONSTRUCTION WORK COMMENCING.
2. ALL LANDSCAPE DRAWINGS TO BE READ IN CONJUNCTION WITH ALL RELEVANT ENGINEER'S AND ARCHITECT'S DRAWINGS AND SPECIFICATIONS.
3. ALL DRAWINGS TO BE READ IN CONJUNCTION WITH THE LANDSCAPE SPECIFICATION.
4. ANY DISCREPANCY CONCERNING THE DRAWINGS SHOULD BE REFERRED TO THE CA IMMEDIATELY.
5. ALL DIMENSIONS IN MILLIMETRES UNLESS NOTED OTHERWISE.
6. ALL LEVELS IN METRES.
7. DO NOT SCALE OFF THIS DRAWING.
8. EXISTING SERVICE ALIGNMENTS SHALL BE CHECKED ON SITE BY THE CONTRACTOR PRIOR TO CONSTRUCTION WORK COMMENCING.

Rev	Date	Description	Drawn	Chk
01	29/10/2010	Employers Requirements Issue	LB	RB
00	06/09/2010	Stage E Issue for comment	RB	RB

b:d landscape architects ltd Sun Street Tewkesbury GLOS GL20 5NX t: 07535 155 775 e: info@bdlandarch.com w: www.bdlandarch.com		landscape architecture urbandesign	
--	--	---------------------------------------	--

CLIENT	London Diocesan Board for Schools, London Borough of Camden & Emmanuel C of E Primary School		
PROJECT	Emmanuel C of E School		
TITLE	Type A: GRP Seating Typical Detail		

Status:	Drawn:	Checked:
Stage E	SW	RB
Scale:	Date:	Approved:
1:10	01.09.2010	RB
Drawing & Revision Number:		
bd 0055 DD 305 R01		