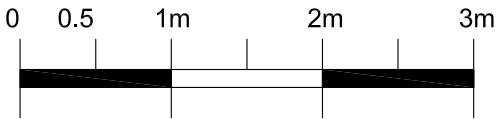
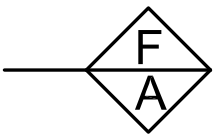
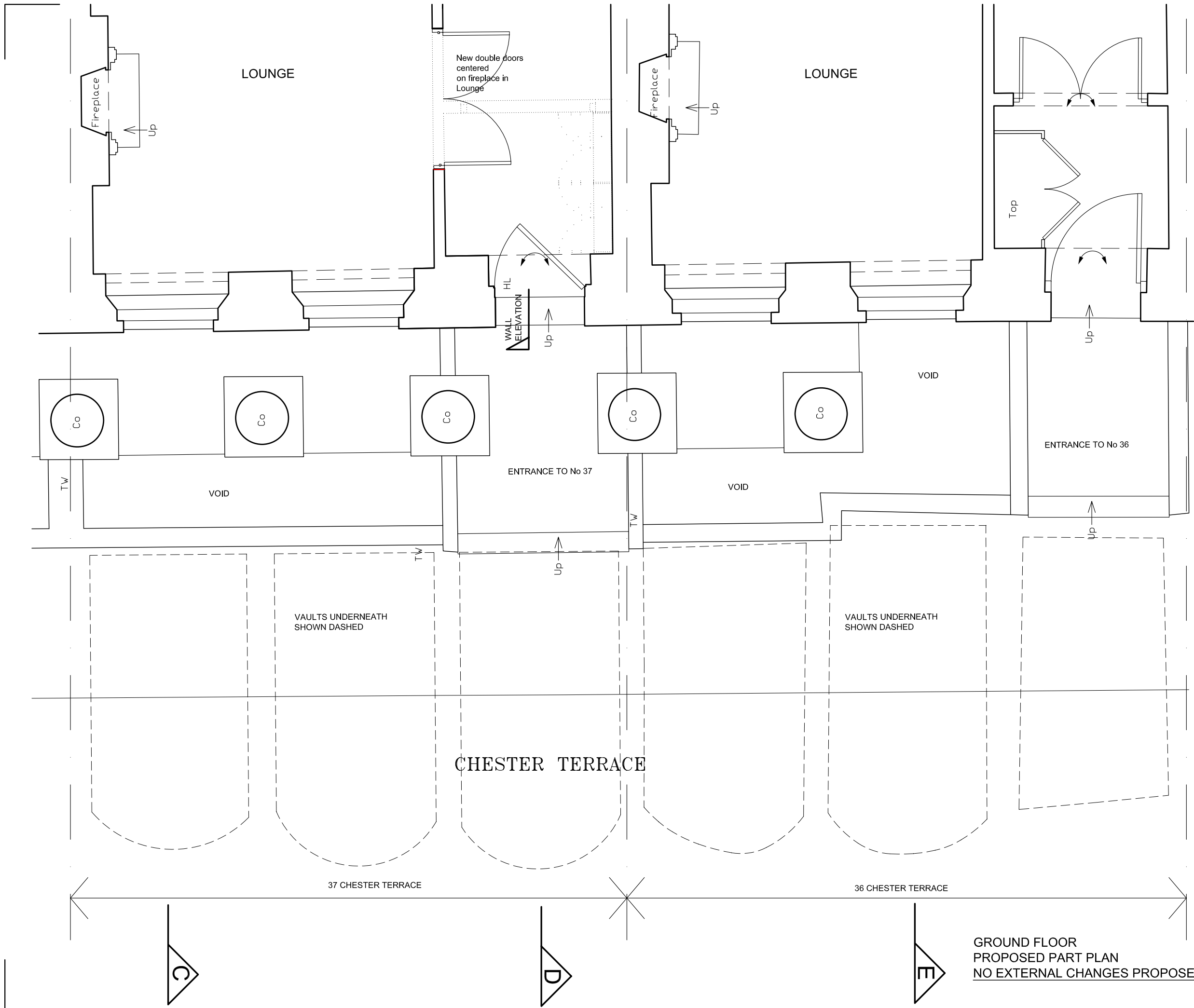


All dimensions are to be checked on site.
 All Discrepancies are to be reported to the architect immediately.
 Construction notes are descriptive and should be read in conjunction with the schedule of work / specification.
 All dimensions are in millimetres.
 This drawing is Copyright of J7 Architecture Ltd.



SCALE BAR - SCALE 1:50



Lounge new double door opening shown. A 25/01/10 JS

REVISION DESCRIPTION	REV	DATE	BY

J7 ARCHITECTURE

J7 Architecture Ltd,
 The Mitre Stables,
 98 Charlmont Road,
 SW179AB
 T: 0208 767 1311
 F: 0870 7620319
 E: mail@j7arch.co.uk

CLIENT White Allom & Co	SCALE 1:50 (A3)
----------------------------	--------------------

PROJECT 36-37 Chester Terrace	DATE 09/09/2010
----------------------------------	--------------------

DRAWING TITLE Ground Floor Proposed Part Plan 1 of 2	BY JH
--	----------

STATUS Planning	JOB No. 276
--------------------	----------------

DWG No. 276-PL-222A

GROUND FLOOR
 PROPOSED PART PLAN
 NO EXTERNAL CHANGES PROPOSED