




DATE	REVISIONS
20.01.2011	PL04 PLANNING ISSUE
20.12.2010	PL03 FOR INFORMATION
15.10.2010	PL02 FOR INFORMATION
07.10.2010	PL01 FOR INFORMATION

-  EXISTING BUILDING
-  PREVIOUSLY WITHDRAWN SCHEME
-  CURRENT APPLICATION SCHEME

Do not scale from this drawing
 All dimensions to be confirmed on site
 Information contained within this drawing is the sole copyright of EMRYS Architects Ltd and is not to be reproduced without permission
 EMRYS Architects are to be notified immediately of any discrepancies

EMRYS
 CAP House | 9-12 Long Lane | London | EC1A 9HA
 mail@emrysarchitects.com
 www.emrysarchitects.com T: 020 7726 5060

JOB NO.	0932	CLIENT	POSTCRUISE LTD
TITLE	53 FITZROY PARK		
DWG NO.	SECTION COMPARISONS		
DRAWN	GWJ	DATE	18.08.10
SCALE	1/100		
CHECKED	MB	STATUS	PLANNING
DWG NO.	0932-0150-AP-006		
REV	PL04		