




DATE	REVISIONS
20.01.11	P02 PLANNING ISSUE
18.08.10	P01 FOR INFORMATION

-  EXISTING BUILDING
-  PREVIOUSLY WITHDRAWN SCHEME
-  SCHEME AT CONSULTATION (MARCH 2010)

Do not scale from this drawing
 All dimensions to be confirmed on site
 Information contained within this drawing is the sole copyright of EMRYS Architects Ltd and is not to be reproduced without permission
 EMRYS Architects are to be notified immediately of any discrepancies

EMRYS
 CAP House | 9-12 Long Lane | London | EC1A 9HA
 mail@emrysarchitects.com
 www.emrysarchitects.com T: 020 7726 5060

JOB NO.	0932	CLIENT	POSTCRUISE LTD
TITLE	53 FITZROY PARK		
DWG	BASEMENT WITH PREVIOUS SCHEME AND EXISTING BUILDING		
DRAWN	GWJ	DATE	18.08.10
SCALE	1/200		
CHECKED	MB	STATUS	PRELIMINARY
DWG NO.	0932-0150-AP-001		
REV	P02		