






GENERAL NOTES:

DO NOT SCALE FROM THIS DRAWING
ALL DIMENSIONS TO BE CHECKED ON SITE PRIOR TO CONSTRUCTION.
ALL LANDSCAPING INDICATIVE ONLY AND SUBJECT TO FULL DETAILED DESIGN

LEGEND:

-  DENOTES EXISTING STRUCTURE RETAINED
-  DENOTES EXISTING STRUCTURE REMOVED
-  DENOTES NEW STRUCTURE
-  DENOTES NEW STEEL BEAM OVERHEAD
-  DENOTES OUTLINE OF STRUCTURE OVERHEAD



PROPOSED SIDE ELEVATION

SCALE 1 : 50

0.0 0.5 1.0 1.5 2.0 2.5m

REV	DATE	DESCRIPTION
D	27.07.2011	Roof lights added at client request
C	24.06.2011	General layout amended
B	20.06.2011	Annotation added
A	17.06.2011	Amendments following client comments 15.06.2011

DRAWING ISSUE

PRELIMINARY

CLIENT

-

GRESFORD ARCHITECTS

Unit C1
3 Bradbury St
London
N16 8JN
t: +44 (0) 20 7249 1855
e: info@gresfordarchitects.co.uk
f: +44 (0) 7812 9470

PROJECT TITLE

No.119 Canfield Gardens
London
NW6 3DY

DRAWING TITLE

Proposed Side Elevation

SCALE	DRAWN
1:50@A1	JMA
DATE	CHECKED
June 2011	-
DWG NO.	REVISION
478_122	D

PRELIMINARY