

# Proposed Air Conditioning System – Photographic Record

## 16-19 Southampton Place

Holborn Links Limited  
April 2011



Contents

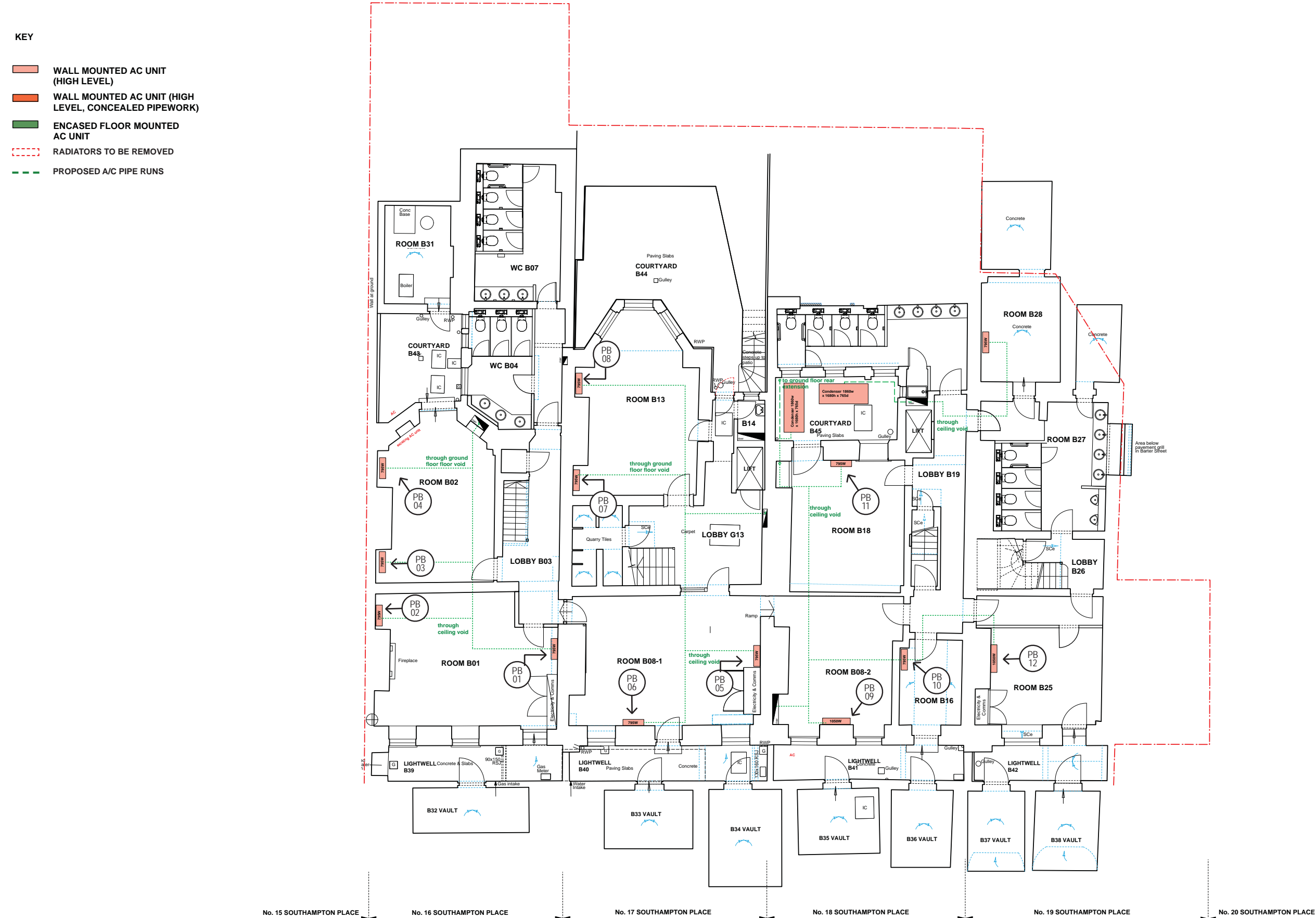
Section	Page
1.0 Basement Floor	3 - 8
2.0 Ground Floor	9 - 21
3.0 First Floor	22 - 32
4.0 Second Floor	33 - 40
5.0 Third Floor	41 - 52
6.0 Fourth Floor	53 - 55

Revisions:

Canaway Fleming Architects Ltd  
Fifth Floor  
The Dutch House  
307-308 High Holborn  
London  
WC1V 7LL

T. 0207 430 2262  
F. 0207 430 2274  
E. mailbox@canawayfleming.com  
www.canawayfleming.com

1.0 Basement Floor – No.16-19 Southampton Place



Basement Floor Plan – No.16-19 Southampton Place

1.0 Basement – No.16-19 Southampton Place



PB01



PB02

 Denotes proposed A/C location

Note: Pipe run to units through basement floor ceiling void

1.0 Basement – No.16-19 Southampton Place



PB03



PB04

 Denotes proposed A/C location

Note: Pipe run to units through basement floor ceiling void



1.0 Basement – No.16-19 Southampton Place



PB05



PB06



PB07


 Denotes proposed A/C location

Note: Pipe run to units through basement floor ceiling void

1.0 Basement – No.16-19 Southampton Place



PB08



PB09



PB10

 Denotes proposed A/C location

Note: Pipe run to units through basement floor ceiling void



2.0 Basement – No.16-19 Southampton Place



PB11



PB12

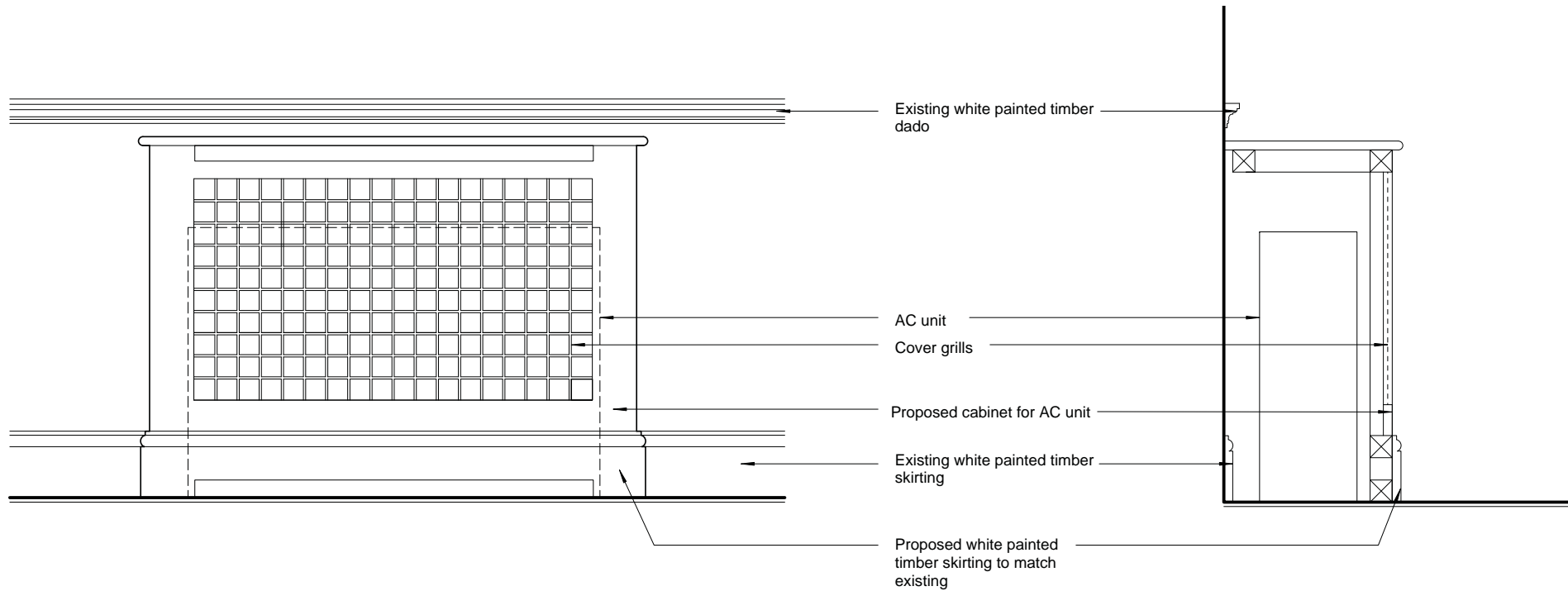
 Denotes proposed A/C location



2.0 Ground Floor – No.16-19 Southampton Place

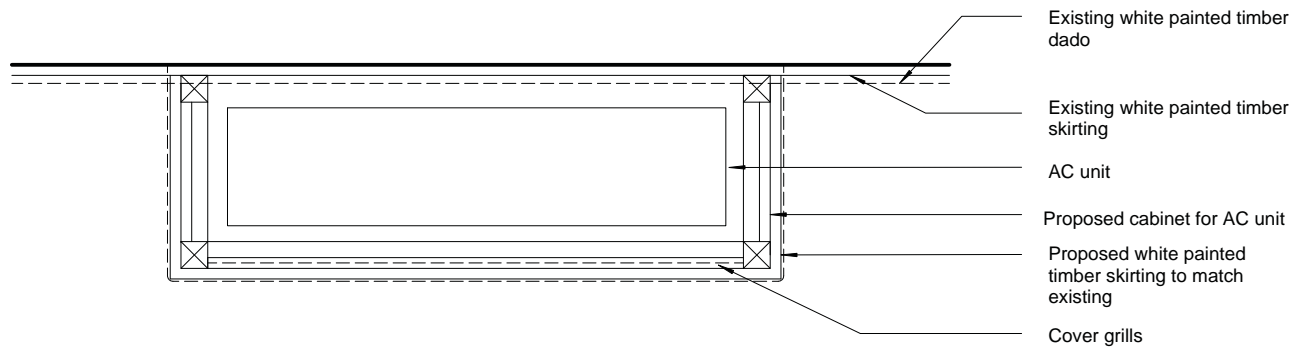


Ground Floor Plan – No.16-19 Southampton Place



01 AC UNIT CABINET FRONT ELEVATION  
A0336 PROPOSED 1:10

02 AC UNIT CABINET SECTION  
A0336 PROPOSED 1:10



03 AC UNIT CABINET PLAN  
A0336 PROPOSED 1:10

**Notes**  
Copyright remains the property of Canaway Fleming Architects and this drawing is not to be used for any purposes without the express permission of the Architect. No implied License is given for its use.

Do not scale from this drawing. All dimensions should be checked on site for accuracy.

**Planning**  
These drawings are for planning and listed building application only and must not be used for any other purpose without the express permission of Canaway Fleming Architects.  
These are not for detailed construction purposes.

**Structural Work**  
All indications as to structure are for graphic purposes only and must not be relied upon for accuracy in terms of size, detail or position. All structure and temporary propping to be confirmed by a suitably qualified structural engineer before beginning works.

**Mechanical & Engineering Work**  
All indications as to M&E items are for graphic purposes only and must not be relied upon for accuracy in terms of size, detail or position. All M&E items to be confirmed by a suitably qualified M&E engineer before beginning works.

Revision

CANAWAY FLEMING ARCHITECTS

Canaway Fleming Architects Ltd  
The Dutch House  
307 - 308 High Holborn  
London WC1V 7LL

T: 020 7430 2262  
F: 020 7430 2274  
E: mailbox@canawayfleming.com

Client Holborn Links Limited.

Project 16-19 Southampton Place

Drawing Title Proposed AC unit cabinet

Date January 2011 Scale 1:10 @ A2

Project	Origin	No	Revision
064	A	0336	-
Status	Drawn	Checked	
Planning	LH	MC	

2.0 Ground Floor – No.16-19 Southampton Place



PG01

Denotes proposed A/C location



Denotes radiators to be removed


Proposed A/C pipe run



2.0 Ground Floor – No.16-19 Southampton Place




PG02

 Denotes proposed A/C location



 Denotes radiators to be removed


 Proposed A/C pipe run



2.0 Ground Floor – No.16-19 Southampton Place



PG03


 Denotes proposed A/C location

Note: Pipe run to units through ground floor ceiling void

2.0 Ground Floor – No.16-19 Southampton Place




PG04



 Denotes proposed A/C location

 Denotes radiators to be removed

 Proposed A/C pipe run


2.0 Ground Floor – No.16-19 Southampton Place




PG05

 Denotes proposed A/C location



 Denotes radiators to be removed

 Proposed A/C pipe run





2.0 Ground Floor – No.16-19 Southampton Place




PG06



 Denotes proposed A/C location

 Denotes radiators to be removed


 Proposed A/C pipe run



2.0 Ground Floor – No.16-19 Southampton Place




PG07



 Denotes proposed A/C location

 Denotes radiators to be removed

 Proposed A/C pipe run

2.0 Ground Floor – No.16-19 Southampton Place



PG08



PG09

 Denotes proposed A/C location

Note: Pipe run to units through ground floor ceiling voids



2.0 Ground Floor – No.16-19 Southampton Place





PG10

 Denotes proposed A/C location



Room G25

 Denotes radiators to be removed

 Proposed A/C pipe run



2.0 Ground Floor – No.19 Southampton Place, Room G28




PG11

 Denotes proposed A/C location



Room G28 front half

 Denotes radiators to be removed

 Proposed A/C pipe run



2.0 Ground Floor – No.16-19 Southampton Place




PG12



Room G28 rear half

 Denotes proposed A/C location

 Denotes radiators to be removed

 Proposed A/C pipe run

3.0 First Floor – No.16-19 Southampton Place






3.0 First Floor – No.16-19 Southampton Place




PFi01

 Denotes proposed A/C location



 Denotes radiators to be removed

 Proposed A/C pipe run




3.0 First Floor – No.16-19 Southampton Place




PFI02

 Denotes proposed A/C location



 Denotes radiators to be removed

 Proposed A/C pipe run





3.0 First Floor – No.16-19 Southampton Place



Pfi03

Pfi04



 Denotes radiators to be removed


 Proposed A/C pipe run

3.0 First Floor – No.16-19 Southampton Place




PFI05



 Denotes proposed A/C location

 Denotes radiators to be removed

 Proposed A/C pipe run



3.0 First Floor – No.16-19 Southampton Place



Pfi06

Denotes proposed A/C location

Denotes radiators to be removed

Proposed A/C pipe run





3.0 First Floor – No.16-19 Southampton Place



Pfi07

 Denotes proposed A/C location



 Denotes radiators to be removed  
 Proposed A/C pipe run




3.0 First Floor – No.16-19 Southampton Place




PFI08



 Denotes proposed A/C location

 Denotes radiators to be removed

 Proposed A/C pipe run



3.0 First Floor – No.16-19 Southampton Place




Pfi09

 Denotes proposed A/C location



 Denotes radiators to be removed

 Proposed A/C pipe run

3.0 First Floor – No.16-19 Southampton Place




PFi10



 Denotes proposed A/C location

 Denotes radiators to be removed

 Proposed A/C pipe run



3.0 First Floor – No.16-19 Southampton Place



PFi11

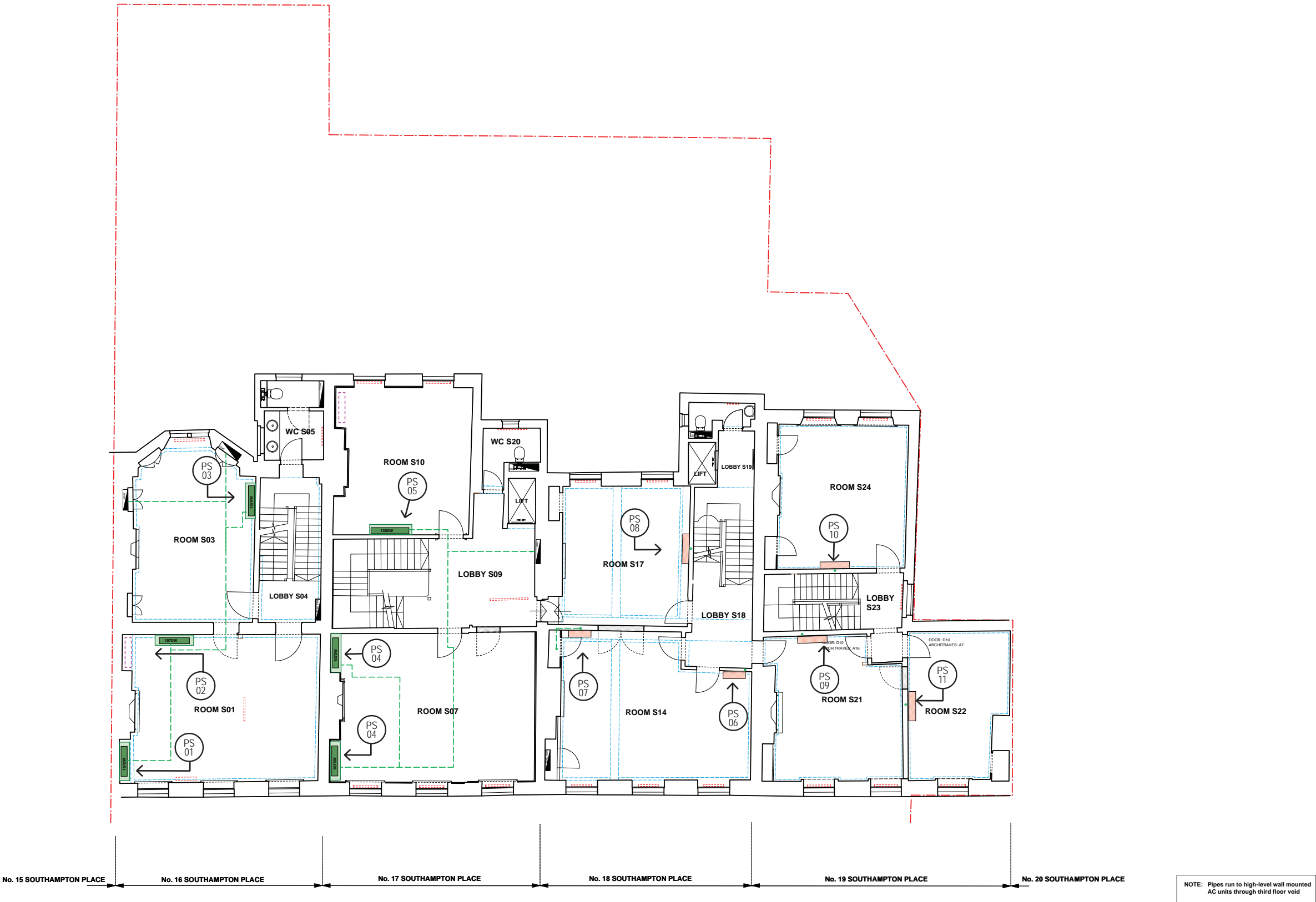


Denotes proposed A/C location

Denotes radiators to be removed

Proposed A/C pipe run

4.0 Second Floor – No.16-19 Southampton Place





4.0 Second Floor – No.16-19 Southampton Place



PS01



PS02



- Denotes proposed A/C location
- Denotes radiators to be removed
- Proposed A/C pipe run

4.0 Second Floor – No.16-19 Southampton Place




PS03

 Denotes proposed A/C location



 Denotes radiators to be removed

 Proposed A/C pipe run



4.0 Second Floor – No.16-19 Southampton Place



PS04



Denotes proposed A/C location

Denotes radiators to be removed

Proposed A/C pipe run



4.0 Second Floor – No.16-19 Southampton Place



PS05



 Denotes proposed A/C location

 Denotes radiators to be removed

 Proposed A/C pipe run



4.0 Second Floor – No.16-19 Southampton Place



PS06



PS07

 Denotes proposed A/C location

**Note:** pipe run to high level units through third floor floor voids

4.0 Second Floor – No.16-19 Southampton Place



PS08



PS09

 Denotes proposed A/C location

**Note:** pipe run to high level units through third floor floor voids



4.0 Second Floor – No.16-19 Southampton Place



PS10



PS11

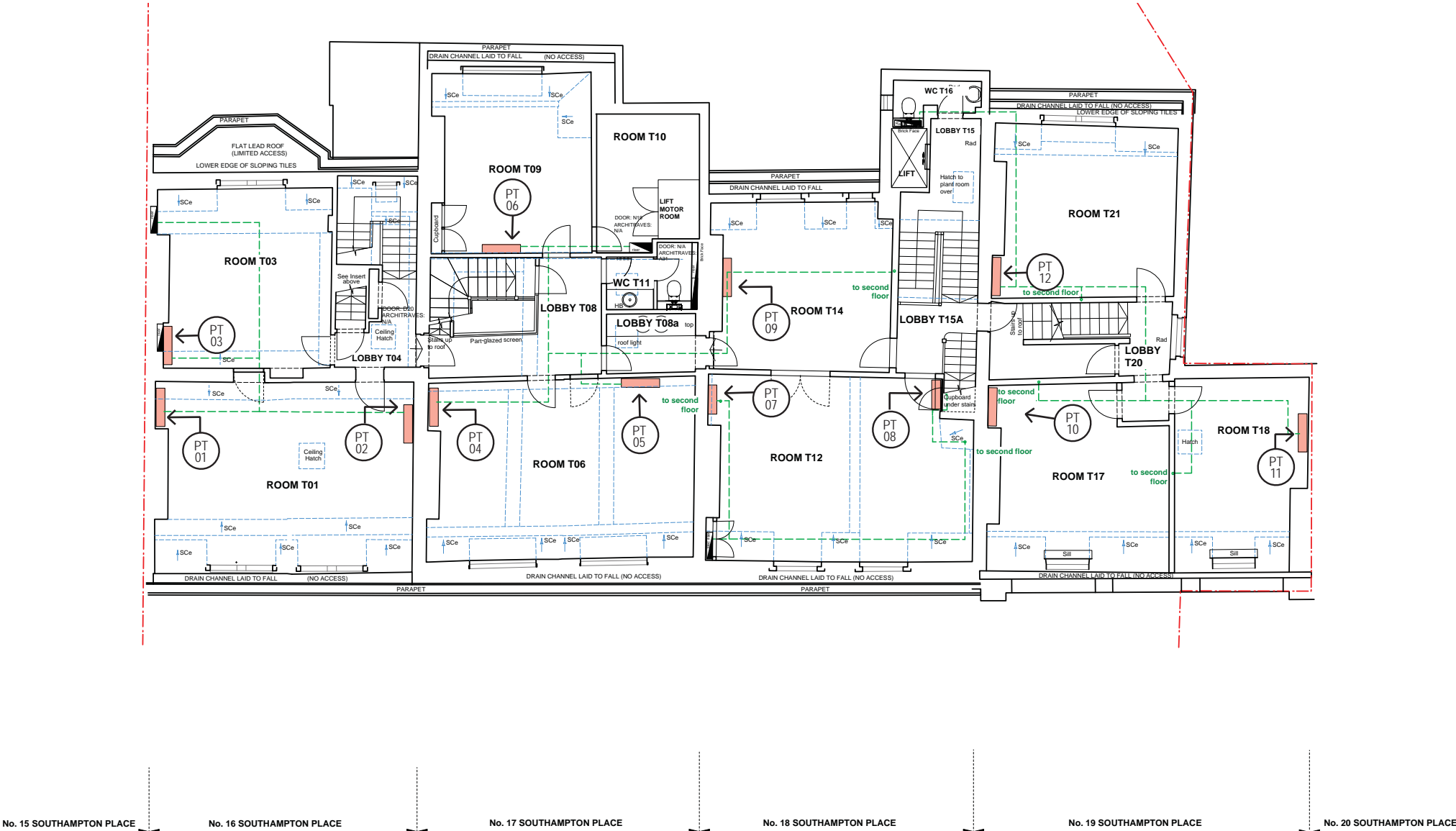
 Denotes proposed A/C location

**Note:** pipe run to high level units through third floor floor voids

5.0 Third Floor – No.16-19 Southampton Place

KEY

- WALL MOUNTED AC UNIT (HIGH LEVEL)
- WALL MOUNTED AC UNIT (HIGH LEVEL, CONCEALED PIPEWORK)
- ENCASED FLOOR MOUNTED AC UNIT
- RADIATORS TO BE REMOVED
- PROPOSED A/C PIPE RUNS
- CURRENTLY APPROVED AC UNIT POSITION (APPLICATION REF.: 2011/1075/L)





5.0 Third Floor – No.16-19 Southampton Place




PT01

 Denotes proposed A/C location



 Denotes radiators to be removed

 Proposed A/C pipe run





5.0 Third Floor – No.16-19 Southampton Place




PT02

 Denotes proposed A/C location



 Denotes radiators to be removed

 Proposed A/C pipe run



5.0 Third Floor – No.16-19 Southampton Place




PT03

 Denotes proposed A/C location



 Denotes radiators to be removed

 Proposed A/C pipe run

5.0 Third Floor – No.16-19 Southampton Place



PT04




PT05



 Denotes proposed A/C location

 Denotes radiators to be removed


 Proposed A/C pipe run




5.0 Third Floor – No.16-19 Southampton Place



PT06

 Denotes proposed A/C location

 Denotes radiators to be removed

 Proposed A/C pipe run

To riser




5.0 Third Floor – No.16-19 Southampton Place




PT07



 Denotes proposed A/C location

 Denotes radiators to be removed

 Proposed A/C pipe run



2.0 Basement – No.16-19 Southampton Place




PT08



 Denotes proposed A/C location

 Denotes radiators to be removed

 Proposed A/C pipe run

5.0 Third Floor – No.16-19 Southampton Place




PT09



 Denotes proposed A/C location

 Denotes radiators to be removed

 Proposed A/C pipe run



5.0 Third Floor – No.16-19 Southampton Place




PT10



 Denotes proposed A/C location

 Denotes radiators to be removed


 Proposed A/C pipe run

5.0 Third Floor – No.16-19 Southampton Place




PT11



 Denotes proposed A/C location

 Denotes radiators to be removed

 Proposed A/C pipe run



5.0 Third Floor – No.16-19 Southampton Place




PT12

 Denotes proposed A/C location



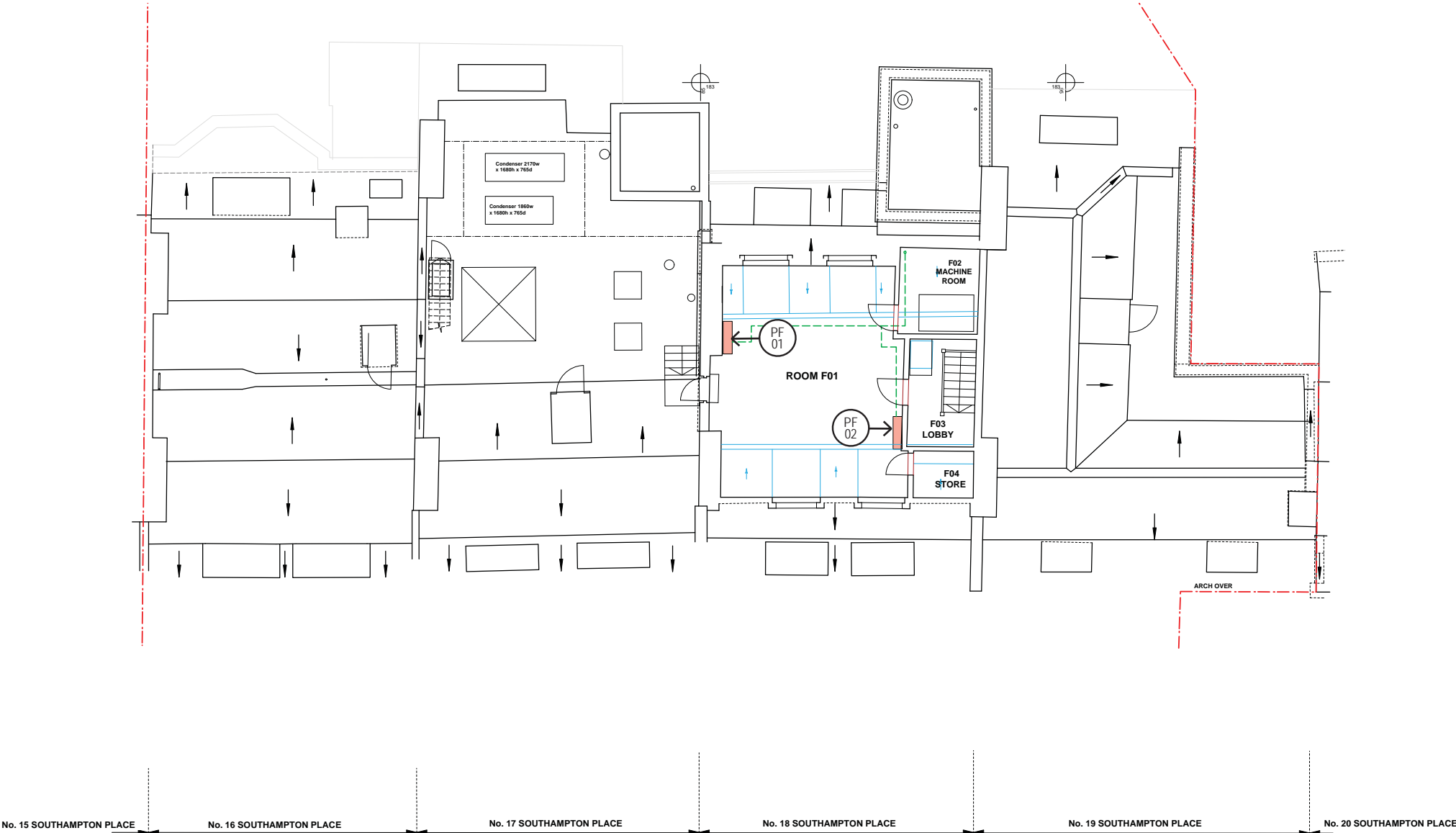
 Denotes radiators to be removed

 Proposed A/C pipe run

6.0 Fourth Floor – No.16-19 Southampton Place

KEY

- WALL MOUNTED AC UNIT (HIGH LEVEL)
- WALL MOUNTED AC UNIT (HIGH LEVEL, CONCEALED PIPEWORK)
- ENCASED FLOOR MOUNTED AC UNIT
- RADIATORS TO BE REMOVED
- PROPOSED A/C PIPE RUNS





6.0 Fourth Floor – No.16-19 Southampton Place




PF01



 Denotes proposed A/C location

 Denotes radiators to be removed

 Proposed A/C pipe run

6.0 Fourth Floor – No.16-19 Southampton Place




PF02

 Denotes proposed A/C location



 Denotes radiators to be removed

 Proposed A/C pipe run