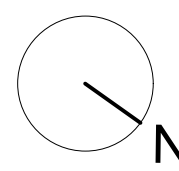


0 0.5 1.0 5.0 10.0
Scale in Meters



Notes
Copyright remains the property of Canaway Fleming Architects and this drawing is not to be used for any purpose without the express permission of the Architect. No implied License is given for its use.

Do not scale from this drawing. All dimensions should be checked on site for accuracy.

Planning
These drawings are for planning and listed building application only and must not be used for any other purpose without the express permission of Canaway Fleming Architects. These are not for detailed construction purposes.

Structural Work
All indications as to structure are for graphic purposes only and must not be relied upon for accuracy in terms of size, detail or position. All structure and temporary propping to be confirmed by a suitably qualified structural engineer before beginning works.

Mechanical & Engineering Work
All indications as to M&E items are for graphic purposes only and must not be relied upon for accuracy in terms of size, detail or position. All M&E items to be confirmed by a suitably qualified M&E engineer before beginning works.

Survey Information
This survey has been carried out and drawn by Plowman Craven in October 2010 to an accuracy consistent with a presentation scale of 1:50.
All levels are in meters, related to Newlyn datum based upon OSBM value situated on NW face of School of Arts and Crafts, Theobalds Road.
The survey grid shown on this drawing uses a local origin and is orientated arbitrarily.
All quoted dimensions are in metres.

KEY

- VAULT CEILING
- ALL ARROWS POINT UP UNLESS OTHERWISE STATED OR ON ROOFS
- AIR CONDITIONER
- INSPECTION COVER
- COVER LEVEL
- RADIATOR

EXISTING CEILING FEATURES (CORNICE, BEAM, SKYLIGHT, SLOPED CEILING)

SITE BOUNDARY

REMOVAL OF EXISTING ELEMENTS AS CURRENTLY APPROVED (APPLICATION REF.: 2011/1073/P, 2011/1075/L)

REMOVAL OF EXISTING ELEMENTS

DOOR REFERENCE

NEW/REPLACEMENT DOOR REFERENCE

WINDOW REFERENCE

NEW/REPLACEMENT WINDOW REFERENCE

SERVICE RISER

PROPOSED PANEL HEATER

Revisions

CANAWAY FLEMING ARCHITECTS

Canaway Fleming Architects Ltd
The South House
307 - 308 High Holborn
London WC1V 7LL
T: 020 7430 2262
F: 020 7430 2274
E: mailbox@canawayfleming.com

Client: Holborn Links Limited.

Project: 16-19 Southampton Place, London.

Drawing Title: Proposed Basement Floor GA Plan

Date: July 2011 Scale: 1:50 @ A0

Project	Origin	No.	Revision
064	A	0470	-
Status	PLANNING	Drawn	Checked
		ZS	MC

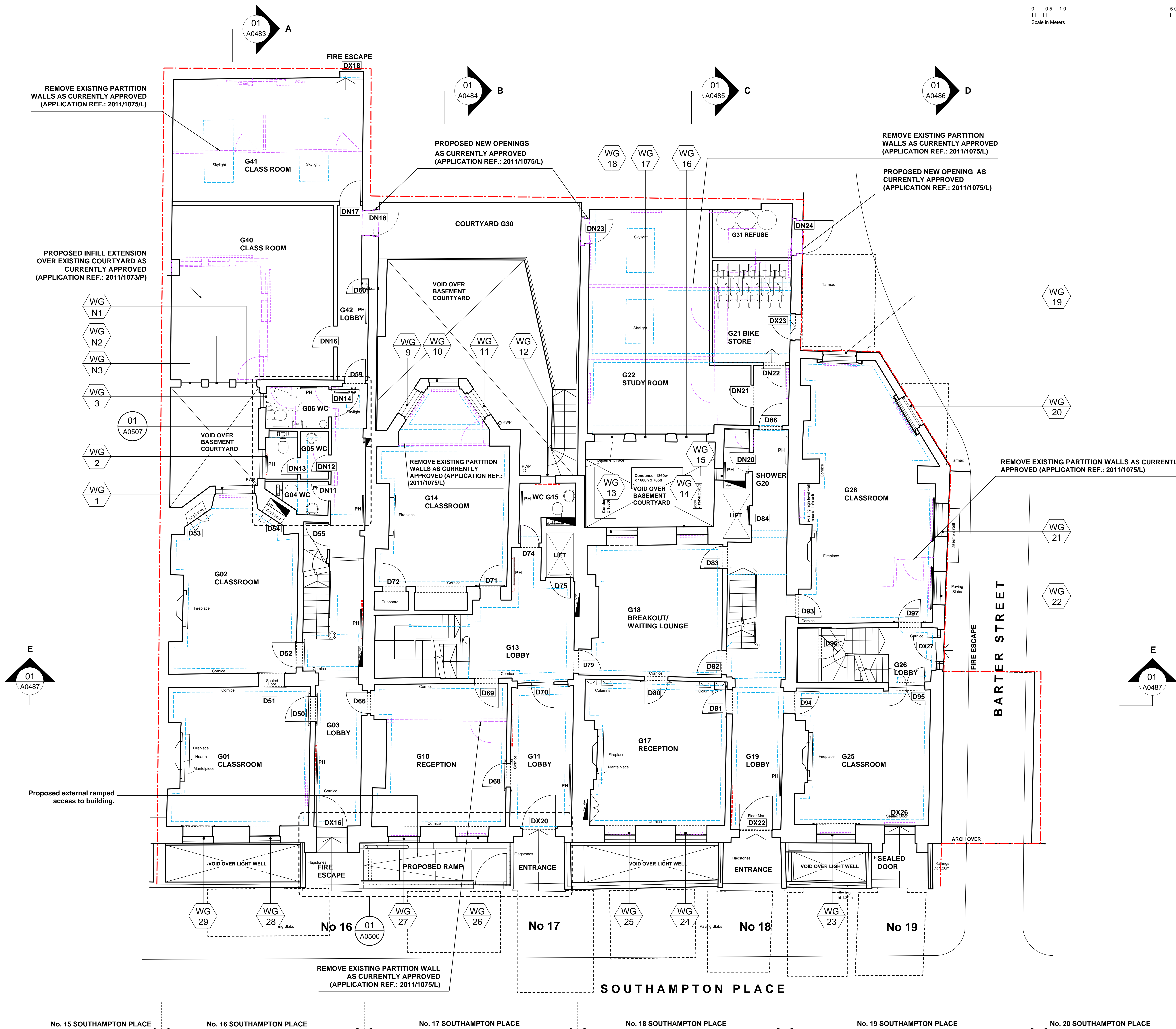
REMOVE EXISTING PARTITION WALLS AND DOORS AS CURRENTLY APPROVED (APPLICATION REF.: 2011/1075/L)

REMOVE EXISTING PARTITION WALLS AND DOORS AS CURRENTLY APPROVED (APPLICATION REF.: 2011/1075/L)

NEW PARTITION WALL TO B01, ALLOW FOR NEW FD30 DOOR AS CURRENTLY APPROVED (APPLICATION REF.: 2011/1075/L)

REMOVE EXISTING PARTITION WALLS AND DOORS AS CURRENTLY APPROVED (APPLICATION REF.: 2011/1075/L)

REMOVE EXISTING PARTITION WALLS AND DOORS AS CURRENTLY APPROVED (APPLICATION REF.: 2011/1075/L)



Notes
Copyright remains the property of Canaway Fleming Architects and this drawing is not to be used for any purposes without the express permission of the Architect. No implied License is given for its use.

Do not scale from this drawing. All dimensions should be checked on site for accuracy.

Planning
These drawings are for planning and listed building application only and must not be used for any other purpose without the express permission of Canaway Fleming Architects. These are not for detailed construction purposes.

Structural Work
All indications as to structure are for graphic purposes only and must not be relied upon for accuracy in terms of size, detail or position. All structure and temporary propping to be confirmed by a suitably qualified structural engineer before beginning works.

Mechanical & Engineering Work
All indications as to M&E items are for graphic purposes only and must not be relied upon for accuracy in terms of size, detail or position. All M&E items to be confirmed by a suitably qualified M&E engineer before beginning works.

Survey Information
This survey has been carried out and drawn by Ploymen Craven in October 2010 to an accuracy consistent with a presentation scale of 1:50.
All levels are in meters, related to Newlyn datum based upon OSBM value situated on NW face of School of Arts and Crafts, Theodora Road.
The survey grid shown on this drawing uses a local origin and is orientated arbitrarily.
All quoted dimensions are in metres.

KEY

- VAULT CEILING
- ALL ARROWS POINT UP UNLESS OTHERWISE STATED OR ON ROOFS
- A/C AIR CONDITIONER
- IC INSPECTION COVER
- CL COVER LEVEL
- Rad RADIATOR

EXISTING CEILING FEATURES (CORNICHE, BEAM, SKYLIGHT, SLOPED CEILING)

SITE BOUNDARY

REMOVAL OF EXISTING ELEMENTS AS CURRENTLY APPROVED (APPLICATION REF.: 2011/1073/P, 2011/1075/L)

REMOVAL OF EXISTING ELEMENTS

- D1 DOOR REFERENCE
- DN1 NEW/REPLACEMENT DOOR REFERENCE
- W1 WINDOW REFERENCE
- WN1 NEW/REPLACEMENT WINDOW REFERENCE
- Service RISER
- PH PROPOSED PANEL HEATER

Revisions

CANAWAY FLEMING ARCHITECTS

Canaway Fleming Architects Ltd
The Dutch House
307-309 High Holborn
London WC1V 7LL
T: 020 7430 2262
F: 020 7430 3274
E: mailbox@canawayfleming.com

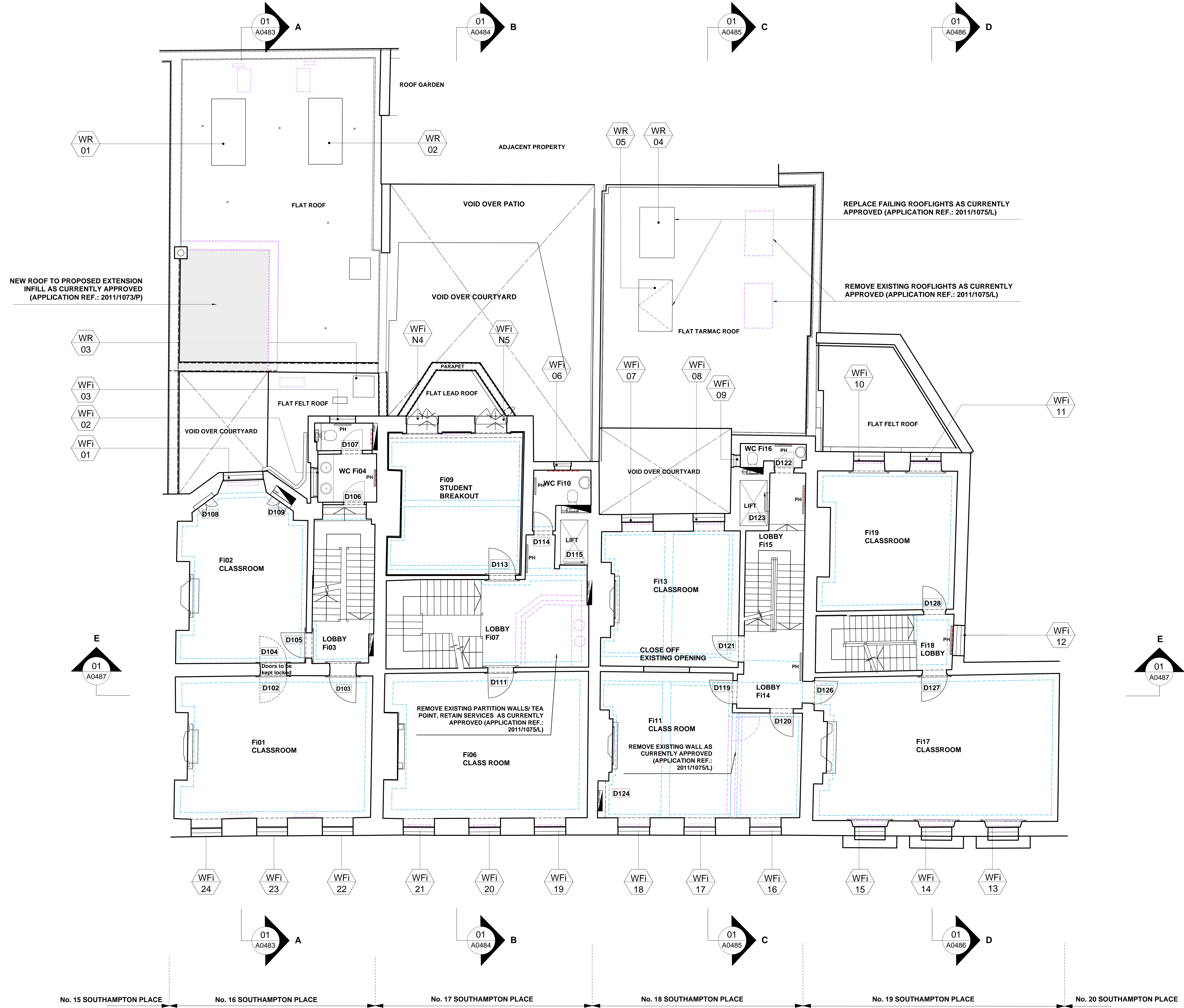
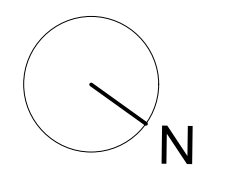
Client Holborn Links Limited.

Project 16-19 Southampton Place, London.

Drawing Title Proposed Ground Floor GA Plan

Date July 2011 Scale 1:50 @ A0

Project	Origin	No.	Revision
064	A	0471	-
Status	PLANNING	Drawn	Check
		ZS	MC



Notes
Copyright remains the property of Canaway Fleming Architects and this drawing is not to be used for any purposes without the express permission of the Architect. No implied License is given for its use.

Do not scale from this drawing. All dimensions should be checked on site for accuracy.

Planning
These drawings are for planning and listed building application only and must not be used for any other purpose without the express permission of Canaway Fleming Architects. These are not for detailed construction purposes.

Structural Work
All indications as to structure are for graphic purposes only and must not be relied upon for accuracy in terms of size, detail or position. All structure and temporary propping to be confirmed by a suitably qualified structural engineer before beginning works.

Mechanical & Engineering Work
All indications as to M&E items are for graphic purposes only and must not be relied upon for accuracy in terms of size, detail or position. All M&E items to be confirmed by a suitably qualified M&E engineer before beginning works.

Survey Information
This survey has been carried out and drawn by Plowman Craven in October 2010 to an accuracy consistent with a presentation scale of 1:50.
All levels are in meters, related to Newlyn datum based upon OSBM value situated on NW face of School of Arts and Crafts, Theobalds Road.
The survey grid shown on this drawing uses a local origin and is orientated arbitrarily.
All quoted dimensions are in metres.

- KEY**
- VAULT CEILING
 - ALL ARROWS POINT UP UNLESS OTHERWISE STATED OR ON ROOFS
 - AC AIR CONDITIONER
 - IC INSPECTION COVER
 - CL COVER LEVEL
 - Rad RADIATOR
 - EXISTING CEILING FEATURES (CORNICE, BEAM, SKYLIGHT, SLOPED CEILING)
 - SITE BOUNDARY
 - REMOVAL OF EXISTING ELEMENTS AS CURRENTLY APPROVED (APPLICATION REF.: 2011/1073/P, 2011/1075/L)
 - REMOVAL OF EXISTING ELEMENTS
 - D1 DOOR REFERENCE
 - DN1 NEW/REPLACEMENT DOOR REFERENCE
 - W1 WINDOW REFERENCE
 - WN1 NEW/REPLACEMENT WINDOW REFERENCE
 - SERVICE RISER
 - PH PROPOSED PANEL HEATER

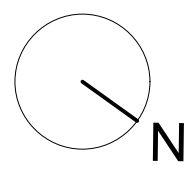
Revisions

CANAWAY FLEMING ARCHITECTS
Canaway Fleming Architects Ltd
The Dutch House
307 - 308 High Holborn
London WC1V 7LL
T: 020 7430 2262
F: 020 7430 2274
E: mailbox@canawayfleming.com

Client: Holborn Links Limited.
Project: 16-19 Southamton Place, London.
Drawing Title: Proposed First Floor Plan
Date: June 2011 Scale: 1:50 @ A0

Project	Origin	No.	Revision
064	A	0472	-
Status	PLANNING	Drawn	Checked
		ZS	MC

0 0.5 1.0 5.0 10.0
Scale in Meters



Notes
Copyright remains the property of Canaway Fleming Architects and this drawing is not to be used for any purposes without the express permission of the Architect. No implied License is given for its use.

Do not scale from this drawing. All dimensions should be checked on site for accuracy.

Planning
These drawings are for listed building application and must not be used for any other purpose without the express permission of Canaway Fleming Architects. These are not for detailed construction purposes.

Structural Work
All indications as to structure are for graphic purposes only and must not be relied upon for accuracy in terms of size, detail or position. All structure and temporary propping to be confirmed by a suitably qualified structural engineer before beginning works.

Mechanical & Engineering Work
All indications as to M&E items are for graphic purposes only and must not be relied upon for accuracy in terms of size, detail or position. All M&E items to be confirmed by a suitably qualified M&E engineer before beginning works.

Survey Information
This survey has been carried out and drawn by Ploewman Craven in October 2010 to an accuracy consistent with a presentation scale of 1:50.
All levels are in meters, related to Newlyn datum based upon OSBM value situated on NW face of School of Arts and Crafts, Theobalds Road.
The survey grid shown on this drawing uses a local origin and is orientated arbitrarily.
All quoted dimensions are in metres.

KEY

VAULT CEILING
 ALL ARROWS POINT UP UNLESS OTHERWISE STATED OR ON ROOFS

AIR CONDITIONER
 INSPECTION COVER
 COVER LEVEL
 RADIATOR

EXISTING CEILING FEATURES (CORNICE, BEAM, SKYLIGHT, SLOPED CEILING)
 SITE BOUNDARY

REMOVAL OF EXISTING ELEMENTS AS CURRENTLY APPROVED (APPLICATION REF.: 2011/1073/P, 2011/1075/L)

REMOVAL OF EXISTING ELEMENTS

DOOR REFERENCE

NEW/REPLACEMENT DOOR REFERENCE

WINDOW REFERENCE

NEW/REPLACEMENT WINDOW REFERENCE

SERVICE RISER

PROPOSED PANEL HEATER



Revisions:

CANAWAY FLEMING ARCHITECTS

Canaway Fleming Architects Ltd
The Dutch House
307-309 High Holborn
London WC1V 7LL
T: 020 7430 2262
F: 020 7430 2274
E: mailbox@canawayfleming.com

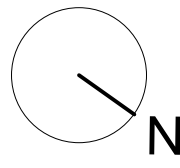
Client: Holborn Links Limited.

Project: 16-19 Southampton Place, London.

Drawing Title: Proposed Second Floor GA Plan

Date: June 2011 Scale: 1:50 @ A0

Project	Origin	No.	Revision
064	A	0473	-
Status	Drawn	Checked	
PLANNING	ZS	NF	



Notes
Copyright remains the property of Canaway Fleming Architects and this drawing is not to be used for any purposes without the express permission of the Architect. No implied License is given for its use.

Do not scale from this drawing. All dimensions should be checked on site for accuracy.

Planning
These drawings are for listed building application and must not be used for any other purpose without the express permission of Canaway Fleming Architects. These are not for detailed construction purposes.

Structural Work
All indications as to structure are for graphic purposes only and must not be relied upon for accuracy in terms of size, detail or position. All structure and temporary propping to be confirmed by a suitably qualified structural engineer before beginning works.

Mechanical & Engineering Work
All indications as to M&E items are for graphic purposes only and must not be relied upon for accuracy in terms of size, detail or position. All M&E items to be confirmed by a suitably qualified M&E engineer before beginning works.

Survey Information
This survey has been carried out and drawn by Ploverman Craven in October 2010 to an accuracy consistent with a presentation scale of 1:50.
All levels are in meters, related to Newlyn datum based upon OSBM value situated on NW face of School of Arts and Crafts, Theobalds Road.
The survey grid shown on this drawing uses a local origin and is orientated arbitrarily.
All quoted dimensions are in metres.

KEY

- VAULT CEILING
- ALL ARROWS POINT UP UNLESS OTHERWISE STATED OR ON ROOFS
- AC AIR CONDITIONER
- IC INSPECTION COVER
- CL COVER LEVEL
- Rad RADIATOR

EXISTING CEILING FEATURES (CORNICE, BEAM, SKYLIGHT, SLOPED CEILING)

SITE BOUNDARY

REMOVAL OF EXISTING ELEMENTS AS CURRENTLY APPROVED (APPLICATION REF.: 2011/1073/P, 2011/1075/L)

REMOVAL OF EXISTING ELEMENTS

D1 DOOR REFERENCE
DN1 NEW/REPLACEMENT DOOR REFERENCE
W1 WINDOW REFERENCE
WN1 NEW/REPLACEMENT WINDOW REFERENCE

SERVICE RISER
PH PROPOSED PANEL HEATER

Revisions

CANAWAY FLEMING ARCHITECTS

Canaway Fleming Architects Ltd
The Dutch House
307 - 308 High Holborn
London WC1V 7TL
T: 020 7430 2262
F: 020 7430 2274
E: mailbox@canawayfleming.com

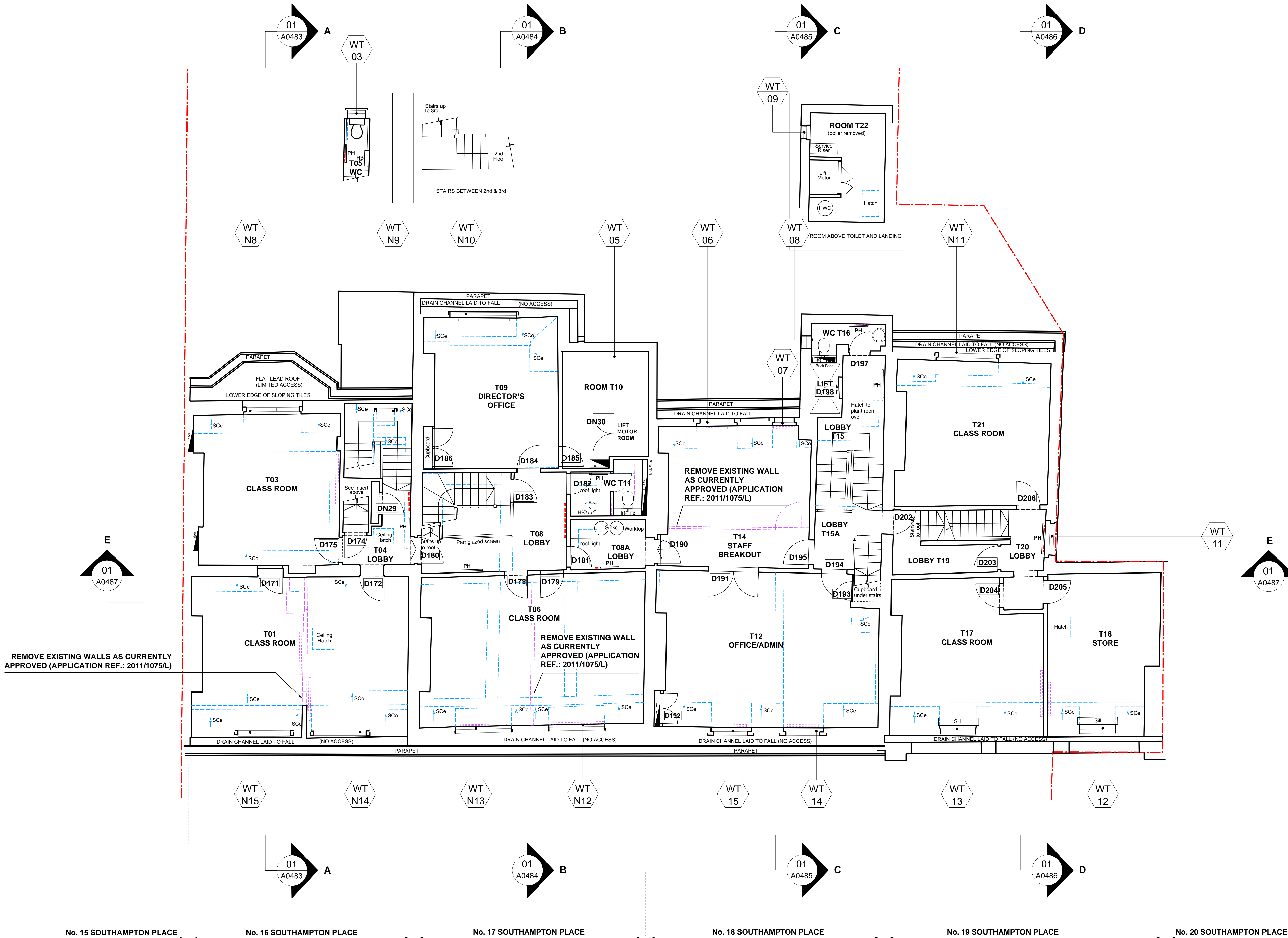
Client Holborn Links Limited.

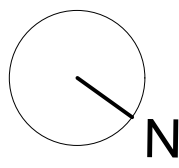
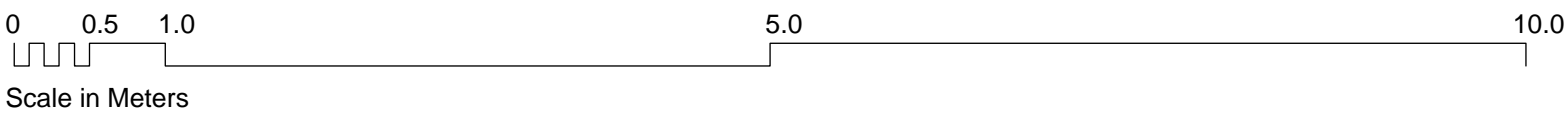
Project 16-19 Southampton Place, London.

Drawing Title Proposed Third Floor GA Plan

Date July 2011 Scale 1:50 @ A0

Project	064	Origin	A	No.	0474	Revision	-
Status	PLANNING	Drawn	ZS	Checked	MC		





Notes
Copyright remains the property of Canaway Fleming Architects and this drawing is not to be used for any purposes without the express permission of the Architect. No implied License is given for its use.

Do not scale from this drawing. All dimensions should be checked on site for accuracy.

Planning
These drawings are for planning application and must not be used for any other purpose without the express permission of Canaway Fleming Architects. These are not for detailed construction purposes.

Structural Work
All indications as to structure are for graphic purposes only and must not be relied upon for accuracy in terms of size, detail or position. All structure and temporary propping to be confirmed by a suitably qualified structural engineer before beginning works.

Mechanical & Engineering Work
All indications as to structure are for graphic purposes only and must not be relied upon for accuracy in terms of size, detail or position. All M&E items to be confirmed by a suitably qualified M&E engineer before beginning works.

Survey Information
This survey has been carried out and drawn by Plowman Craven in October 2010 to an accuracy consistent with a presentation scale of 1:50.
All levels are in meters, related to Newlyn datum based upon OSBM value situated on NW face of School of Arts and Crafts, Theobalds Road.
The survey grid shown on this drawing uses a local origin and is orientated arbitrarily.
All quoted dimensions are in metres.

- KEY**
- VAULT CEILING
 - ALL ARROWS POINT UP UNLESS OTHERWISE STATED OR ON ROOFS
 - AC AIR CONDITIONER
 - IC INSPECTION COVER
 - CL COVER LEVEL
 - Rad RADIATOR
 - EXISTING CEILING FEATURES (CORNICE, BEAM, SKYLIGHT, SLOPED CEILING)
 - SITE BOUNDARY
 - REMOVAL OF EXISTING ELEMENTS AS CURRENTLY APPROVED (APPLICATION REF.: 2011/1073/P, 2011/1075/L)
 - REMOVAL OF EXISTING ELEMENTS
 - D1 DOOR REFERENCE
 - DN1 NEW/REPLACEMENT DOOR REFERENCE
 - W1 WINDOW REFERENCE
 - WN1 NEW/REPLACEMENT WINDOW REFERENCE
 - SERVICE RISER
 - PH PROPOSED PANEL HEATER

Revisions

CANAWAY FLEMING ARCHITECTS

Canaway Fleming Architects Ltd
The Dutch House
307-308 High Holborn
London WC1V 7LL
T: 020 7430 2262
F: 020 7430 2214
E: mailbox@canawayfleming.com

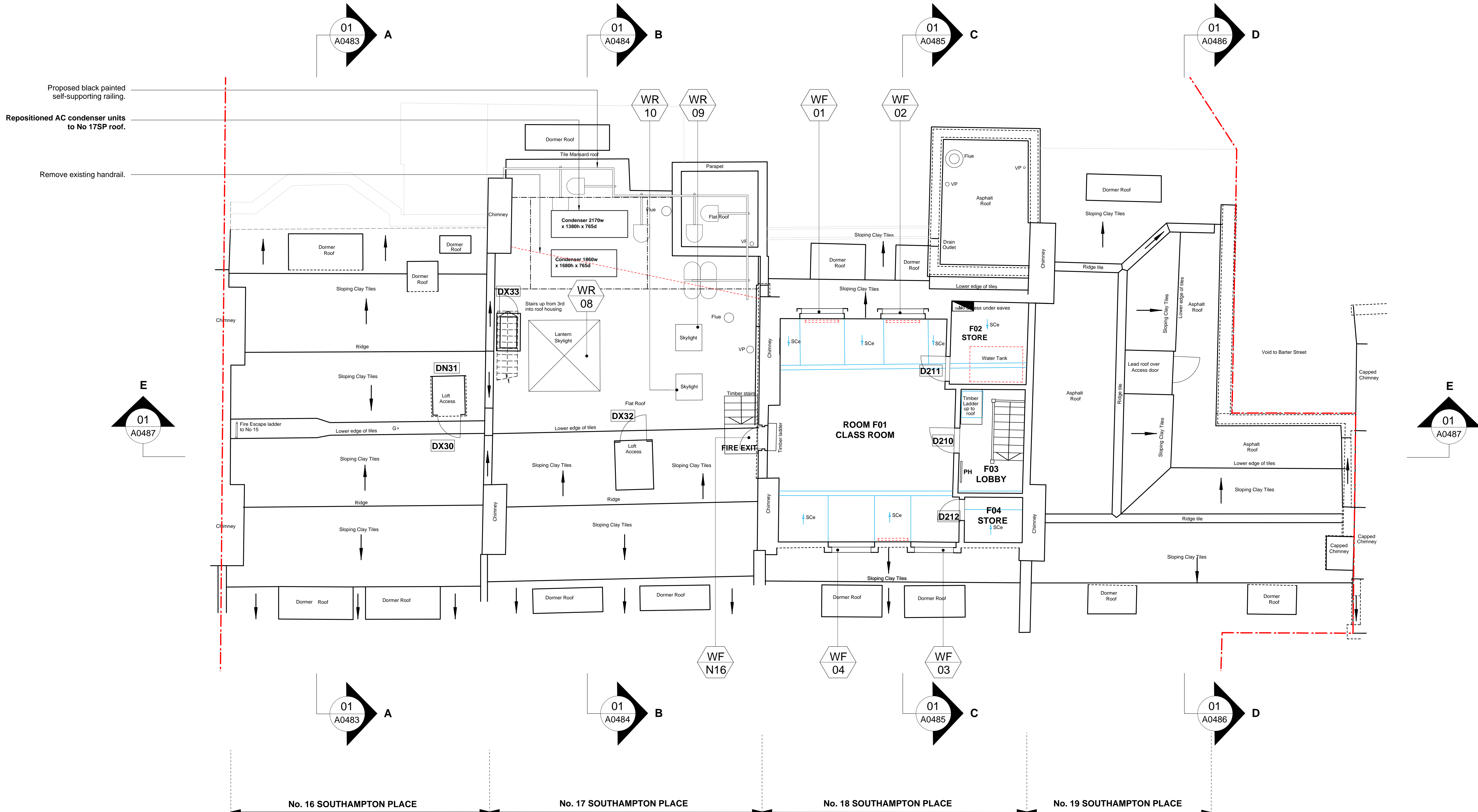
Client Holborn Links Limited.

Project 16-19 Southampton Place, London.

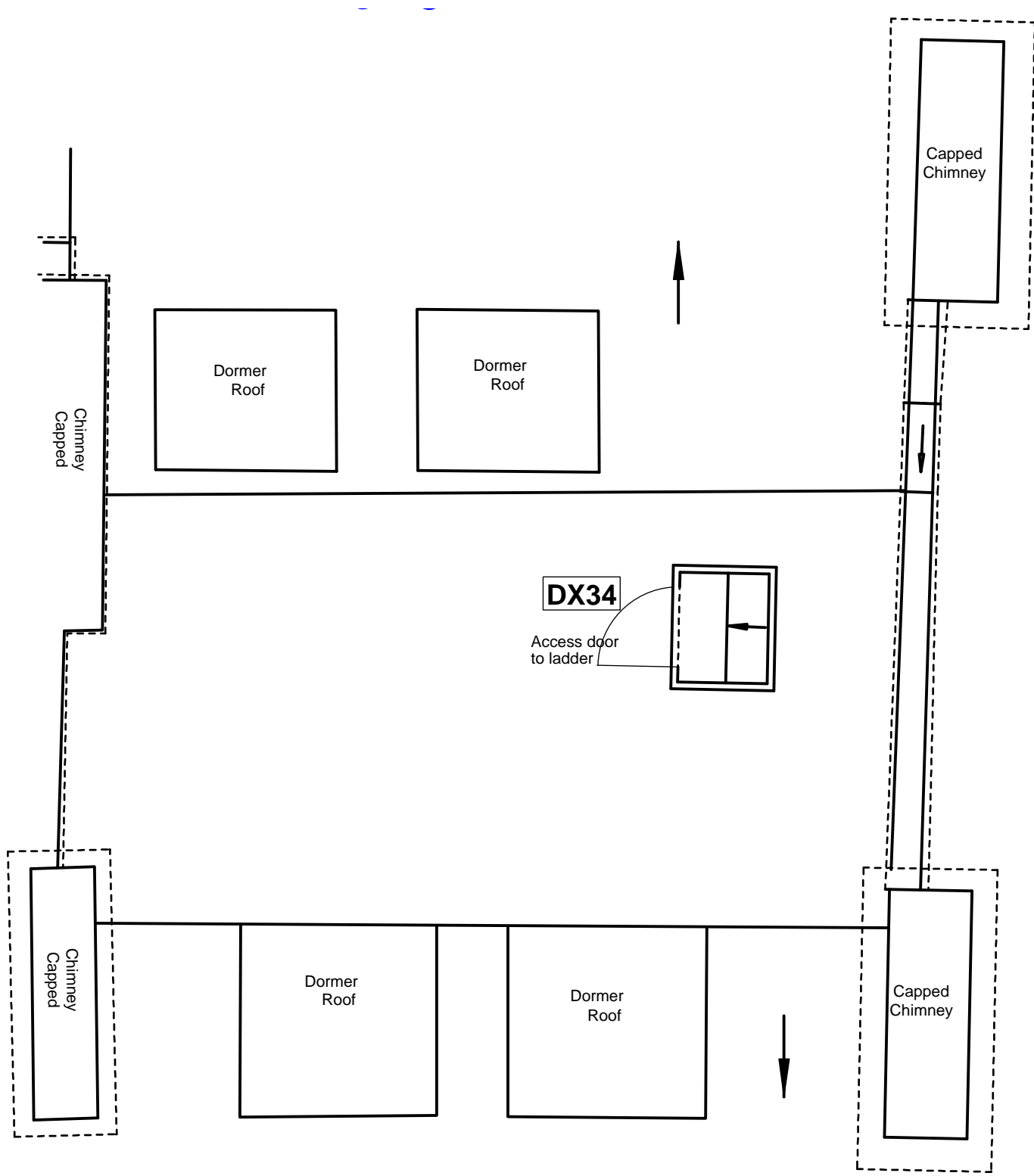
Drawing Title Proposed Fourth Floor GA Plan

Date July 2011 Scale 1:50 @ A0

Project	Origin	No.	Revision
064	A	0475	-
Status	Drawn	Checked	
PLANNING	ZS	MC	

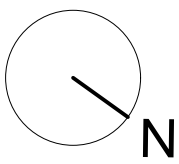
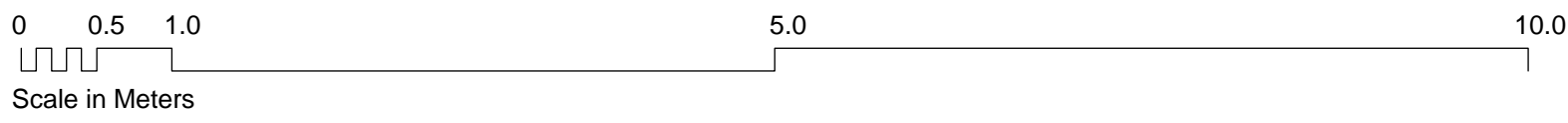


01 FOURTH FLOOR GENERAL ARRANGEMENT PLAN
PROPOSED 1:50



02 NO.18 ROOF PLAN
PROPOSED 1:50

No. 17 SOUTHAMPTON PLACE No. 18 SOUTHAMPTON PLACE No. 19 SOUTHAMPTON PLACE



Notes
Copyright remains the property of Canaway Fleming Architects and this drawing is not to be used for any purposes without the express permission of the Architect. No implied License is given for its use.

Do not scale from this drawing. All dimensions should be checked on site for accuracy.

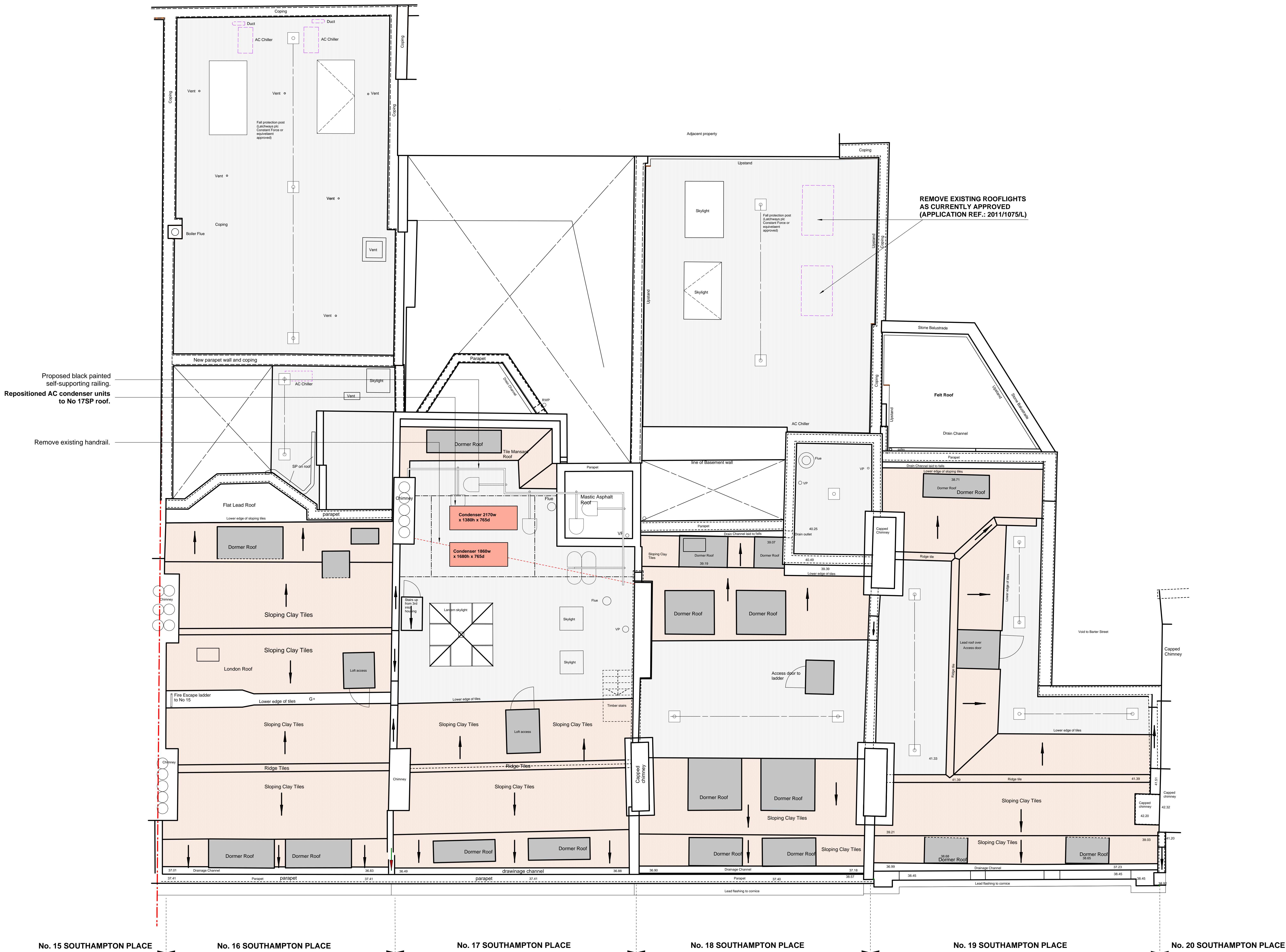
Planning
These drawings are for planning and listed building application only and must not be used for any other purpose without the express permission of Canaway Fleming Architects. These are not for detailed construction purposes.

Structural Work
All indications as to structure are for graphic purposes only and must not be relied upon for accuracy in terms of size, detail or position. All structure and temporary propping to be confirmed by a suitably qualified structural engineer before beginning works.

Mechanical & Engineering Work
All indications as to M&E items are for graphic purposes only and must not be relied upon for accuracy in terms of size, detail or position. All M&E items to be confirmed by a suitably qualified M&E engineer before beginning works.

Survey Information
This survey has been carried out and drawn by Plowman Craven in October 2010 to an accuracy consistent with a presentation scale of 1:50.
All levels are in meters, related to Newlyn datum based upon OSBM value situated on NW face of School of Arts and Crafts, Theobalds Road.
The survey grid shown on this drawing uses a local origin and is orientated arbitrarily.
All quoted dimensions are in metres.

KEY
REMOVAL OF EXISTING ELEMENTS AS CURRENTLY APPROVED (APPLICATION REF.: 2011/1073/P, 2011/1075/L)
REMOVAL OF EXISTING ELEMENTS



Revisions

CANAWAY FLEMING ARCHITECTS

Canaway Fleming Architects Ltd
The Dutch House
307-308 High Holborn
London WC1V 7LL
T: 020 7430 2262
F: 020 7430 2274
E: mailbox@canawayfleming.com

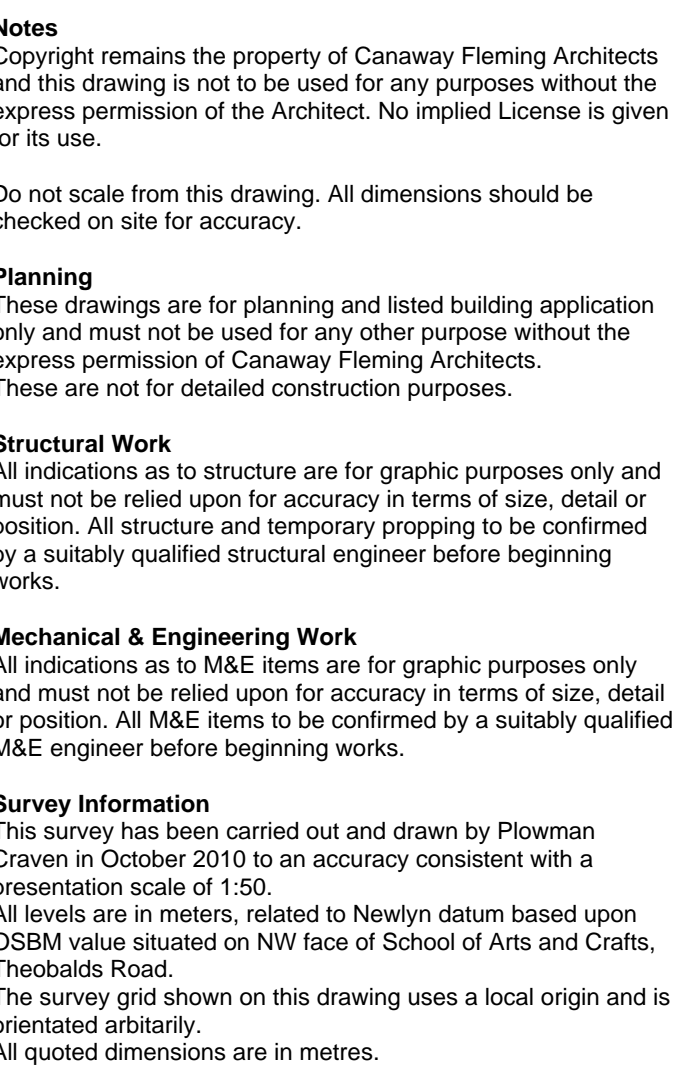
Client Holborn Links Limited.

Project 16-19 Southampton Place, London.






Drawing Title Proposed Roof Plan

Date July 2011 Scale 1:50 @ A0

Project	Origin	No.	Revision
064	A	0476	-
Status	Drawn	Checked	MC
PLANNING	LH		



KEY:

	Door reference
	New/Replacement door reference
	Window reference
	New/Replacement window reference
	Removal of existing elements

Revisions

CANAWAY FLEMING ARCHITECTS

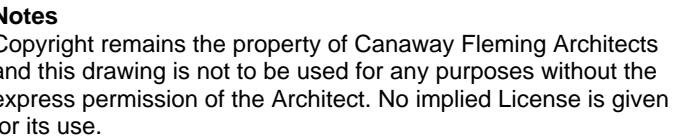
Canaway Fleming Architects Ltd
The Dutch House
307 - 308 High Holborn
London WC1V 7LH

T: 020 7430 2262
F: 020 7430 2274
E: mailbox@canawayfleming.com

Client	Holborn Links Limited
Project	16-19 Southampton Place, London
Drawing Title	Proposed Front Elevation

[illegible]



Project 064	Origin A	No. 0477	Revision -
Status PLANNING		Drawn MN	Checked MC



Planning
These drawings are for planning and listed building application only and must not be used for any other purpose without the express permission of Canaway Fleming Architects.
These are not for detailed construction purposes.

Mechanical & Engineering Work
All indications as to M&E items are for graphic purposes only and must not be relied upon for accuracy in terms of size, detail or position. All M&E items to be confirmed by a suitably qualified M&E engineer before beginning works.

KEY:

- | | |
|---|----------------------------------|
| DX16 | Door reference |
| DN24 | New/Replacement door reference |
|  | Window reference |
|  | New/Replacement window reference |

CANAWAY FLEMING ARCHITECTS

Client **Holborn Links Limited.**

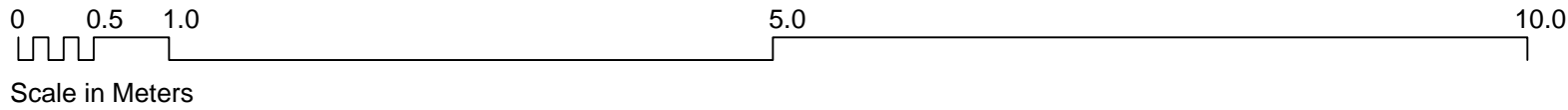
Project 16-19 Southampton Place, London.

Drawing Title	Proposed Rear Elevation
	

Date July 2011 Scale 1:50@A1
1:100@A3

Project 064	Origin A	No. 0478	Revision -
Status PLANNING	Drawn MN	Checked MC	





Notes
Copyright remains the property of Canaway Fleming Architects and this drawing is not to be used for any purposes without the express permission of the Architect. No implied License is given for its use.

Do not scale from this drawing. All dimensions should be checked on site for accuracy.

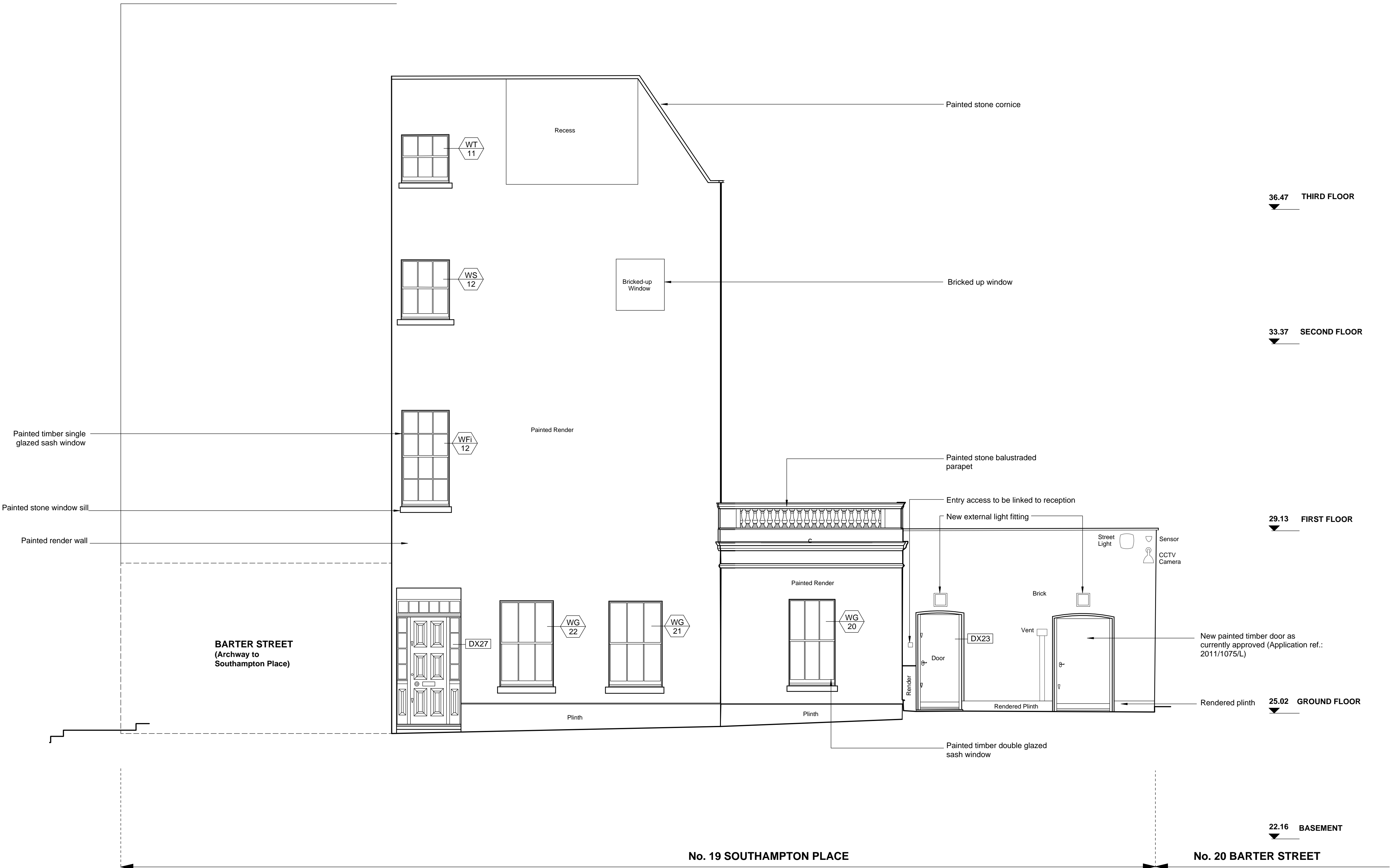
Planning
These drawings are for planning and listed building application only and must not be used for any other purpose without the express permission of Canaway Fleming Architects. These are not for detailed construction purposes.

Structural Work
All indications as to structure are for graphic purposes only and must not be relied upon for accuracy in terms of size, detail or position. All structure and temporary propping to be confirmed by a suitably qualified structural engineer before beginning works.

Mechanical & Engineering Work
All indications as to M&E items are for graphic purposes only and must not be relied upon for accuracy in terms of size, detail or position. All M&E items to be confirmed by a suitably qualified M&E engineer before beginning works.

Survey Information
This survey has been carried out and drawn by Plowman Craven in October 2010 to an accuracy consistent with a presentation scale of 1:50.
All levels are in meters, related to Newlyn datum based upon OSBM value situated on NW face of School of Arts and Crafts, Theobalds Road.
The survey grid shown on this drawing uses a local origin and is orientated arbitrarily.
All quoted dimensions are in metres.

- KEY:**
- DX16 Door reference
 - DN24 New/Replacement door reference
 - WB 1 Window reference
 - WB N1 New/Replacement window reference



Revisions

CANAWAY FLEMING ARCHITECTS

Canaway Fleming Architects Ltd
The Dutch House
307 - 308 High Holborn
London WC1V 7LL

T: 020 7430 2262
F: 020 7430 2274
E: mailbox@canawayfleming.com

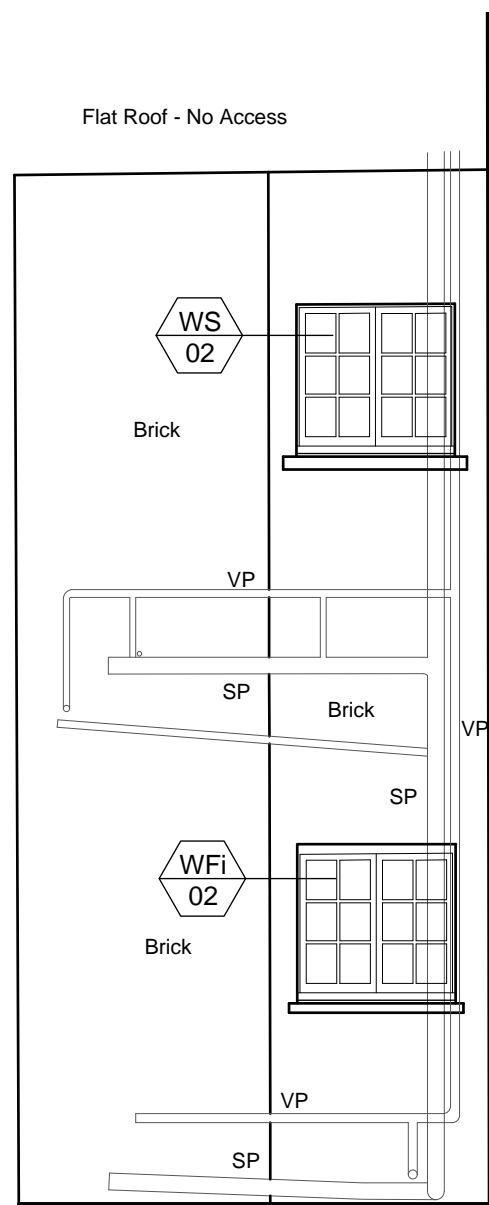
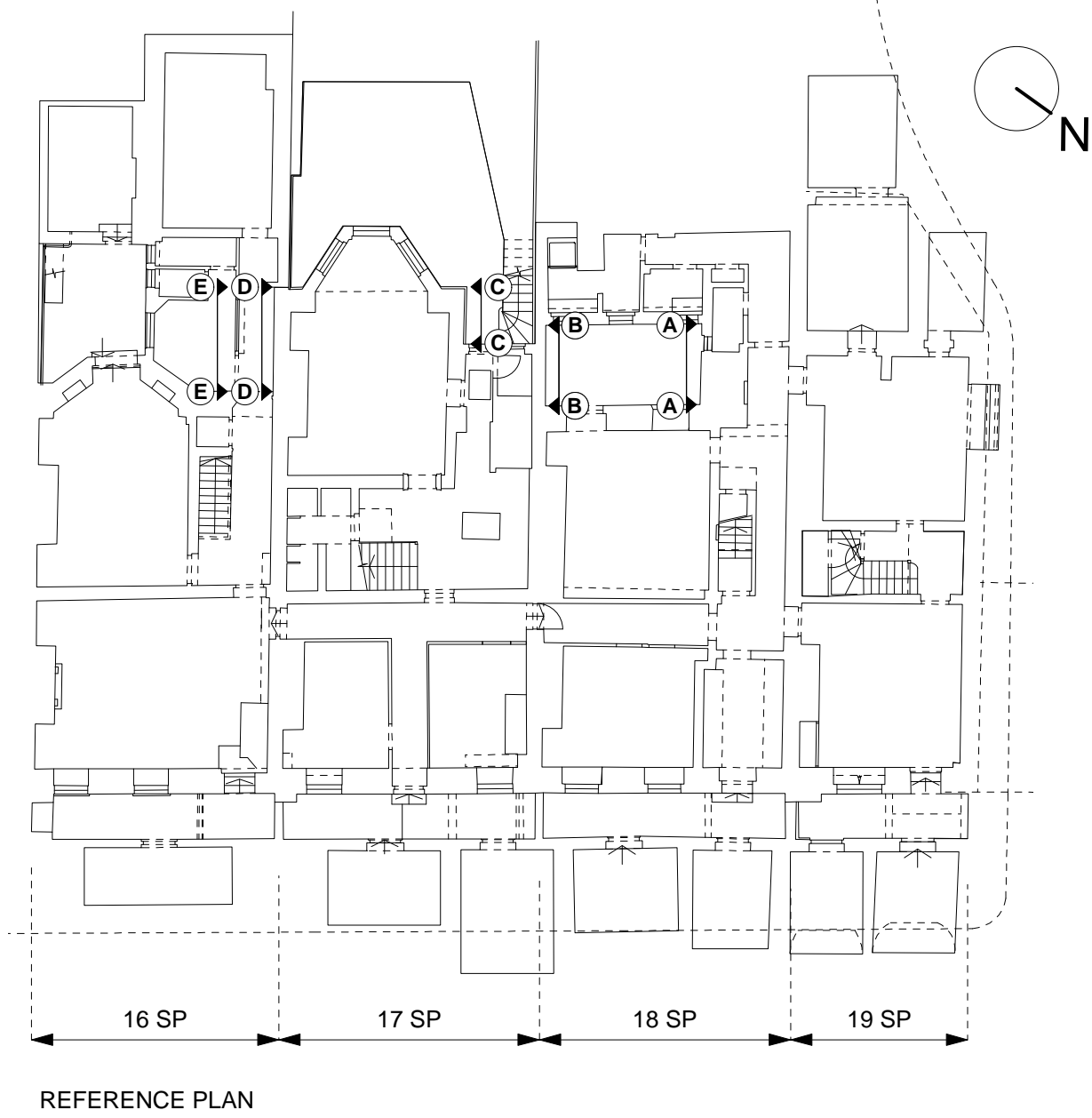
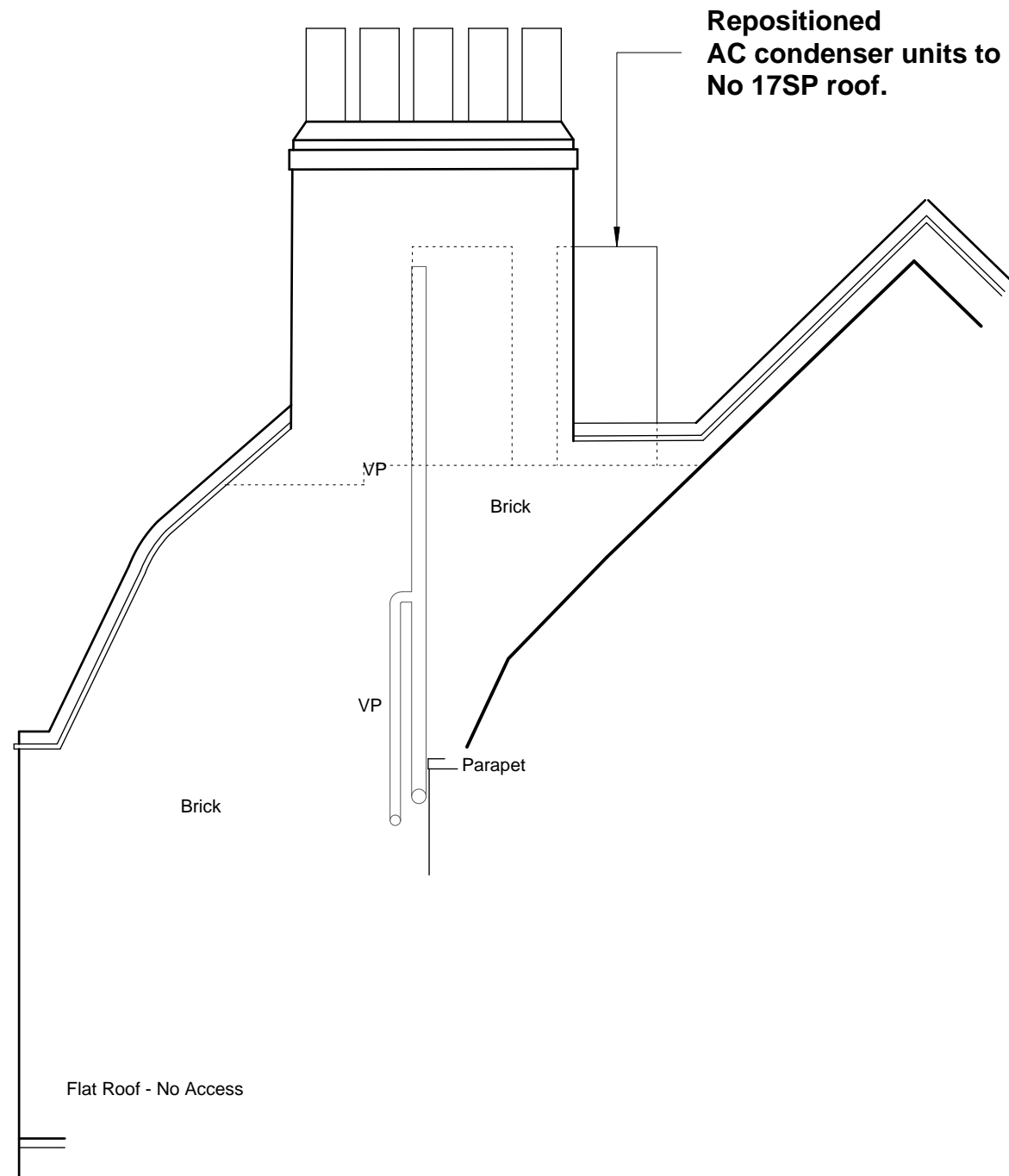
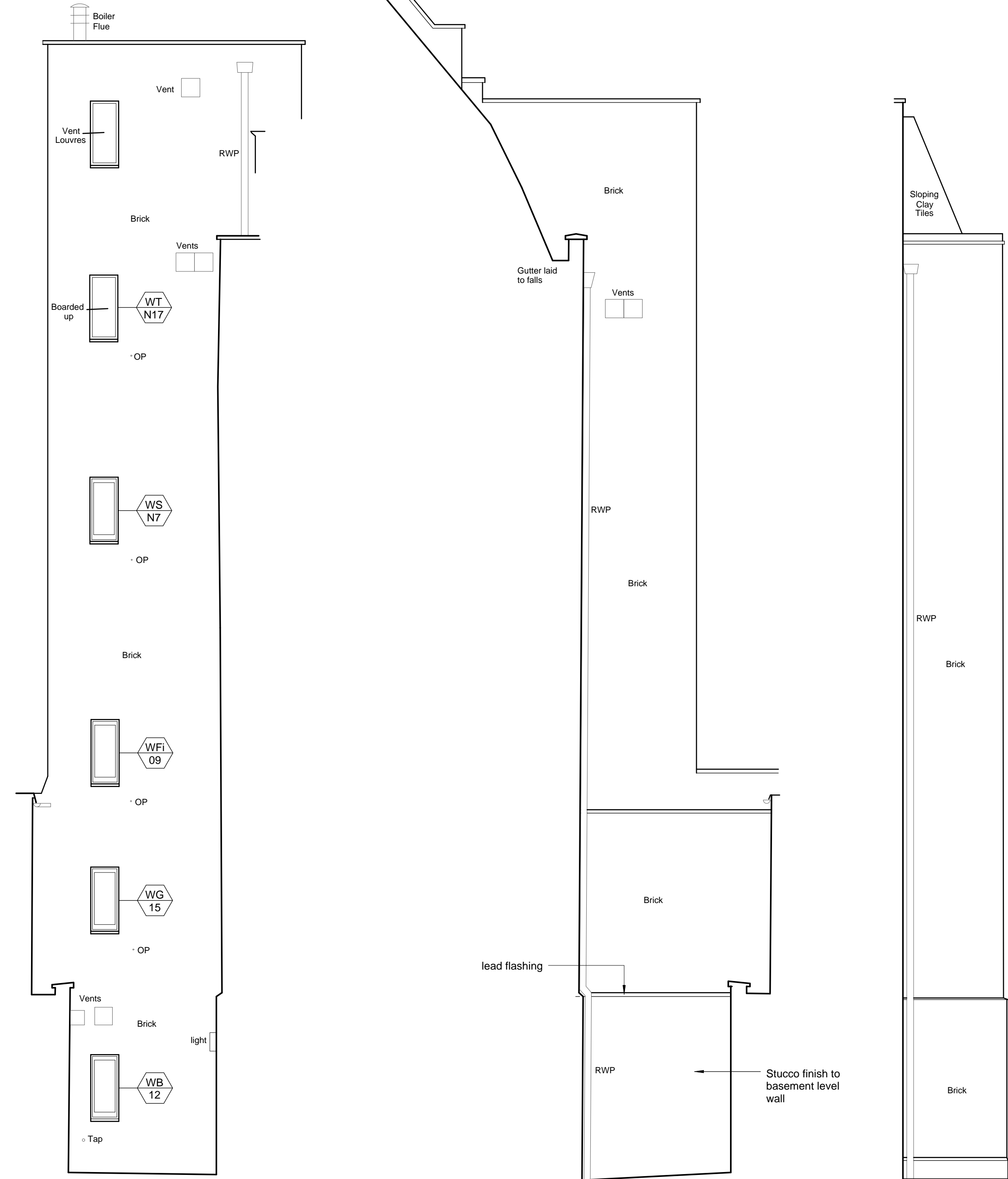
Client: Holborn Links Limited.

Project: 16-19 Southampton Place, London.

Drawing Title: Proposed Side Elevation (No. 19 Southampton Place)

Date: July 2011 Scale: 1:50@A1 1:100@A3

Project	Origin	No.	Revision
064	A	0479	-
Status	Drawn	Checked	
PLANNING	LH	MC	



01 ELEVATION A (18 SP)
A0480 PROPOSED 1:50@A1

02 ELEVATION B (18 SP)
A0480 PROPOSED 1:50@A1

03 ELEVATION C (17 SP)
A0480 PROPOSED 1:50@A1

04 ELEVATION D (17 SP)
A0480 PROPOSED 1:50@A1

05 ELEVATION E (16 SP)
A0480 PROPOSED 1:50@A1

0 0.5 1.0 5.0 10.0
Scale in Meters

Notes
Copyright remains the property of Canaway Fleming Architects and this drawing is not to be used for any purposes without the express permission of the Architect. No implied License is given for its use.

Do not scale from this drawing. All dimensions should be checked on site for accuracy.

Planning
These drawings are for planning and listed building application only and must not be used for any other purpose without the express permission of Canaway Fleming Architects. These are not for detailed construction purposes.

Structural Work
All indications as to structure are for graphic purposes only and must not be relied upon for accuracy in terms of size, detail or position. All structure and temporary propping to be confirmed by a suitably qualified structural engineer before beginning works.

Mechanical & Engineering Work
All indications as to M&E items are for graphic purposes only and must not be relied upon for accuracy in terms of size, detail or position. All M&E items to be confirmed by a suitably qualified M&E engineer before beginning works.

Survey Information
This survey has been carried out and drawn by Plowman Craven in October 2010 to an accuracy consistent with a presentation scale of 1:50.
All levels are in meters, related to Newlyn datum based upon OSBM value situated on NW face of School of Arts and Crafts, Theobalds Road.
The survey grid shown on this drawing uses a local origin and is orientated arbitrarily.
All quoted dimensions are in metres.

KEY:

	Door reference
	New/Replacement door reference
	Window reference
	New/Replacement window reference

Revisions

CANAWAY FLEMING ARCHITECTS

Canaway Fleming Architects Ltd
The Dutch House
307 - 308 High Holborn
London WC1V 7LL

T: 020 7430 2262
F: 020 7430 2274
E: mailbox@canawayfleming.com

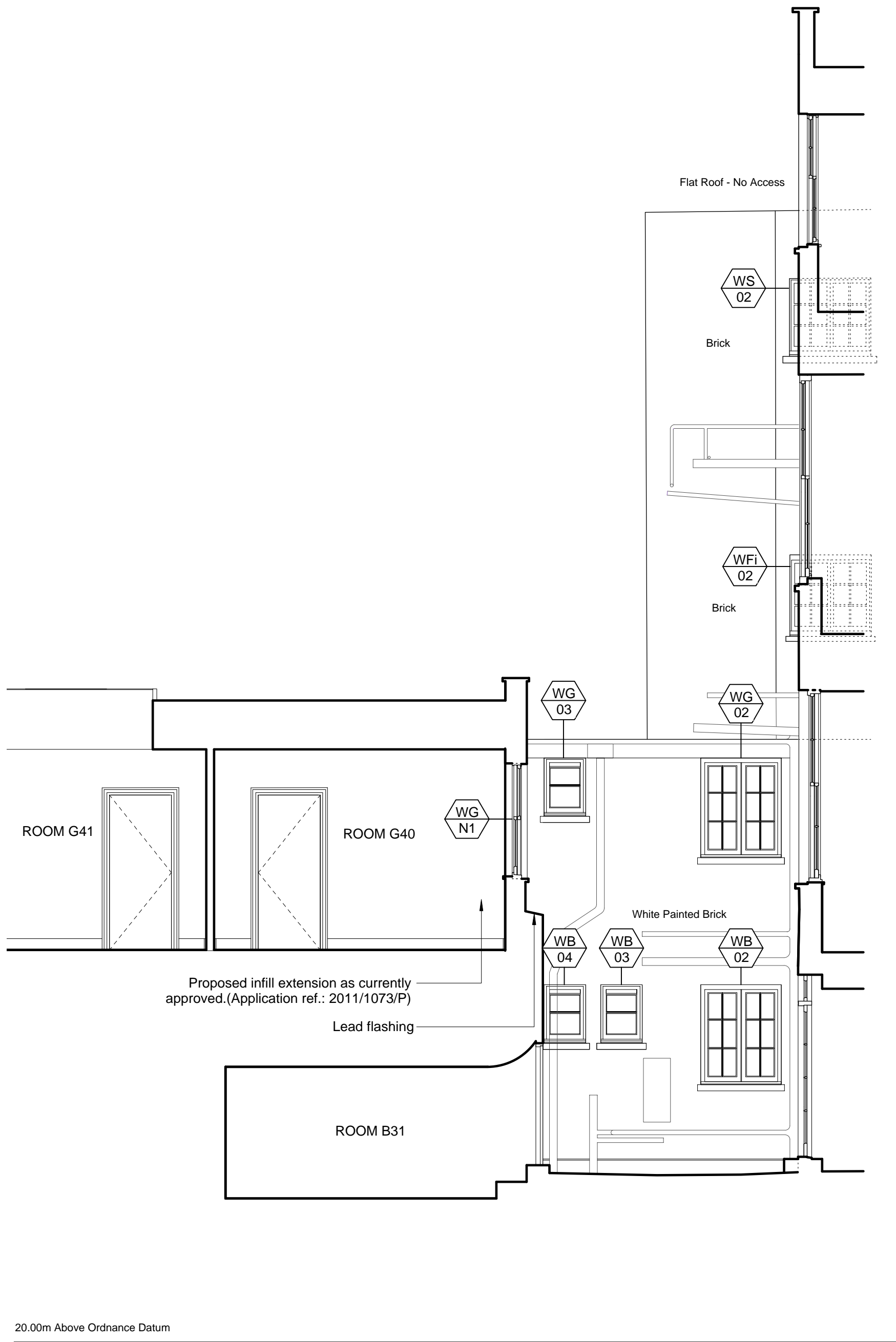
Client Holborn Links Limited.

Project 16-19 Southampton Place, London

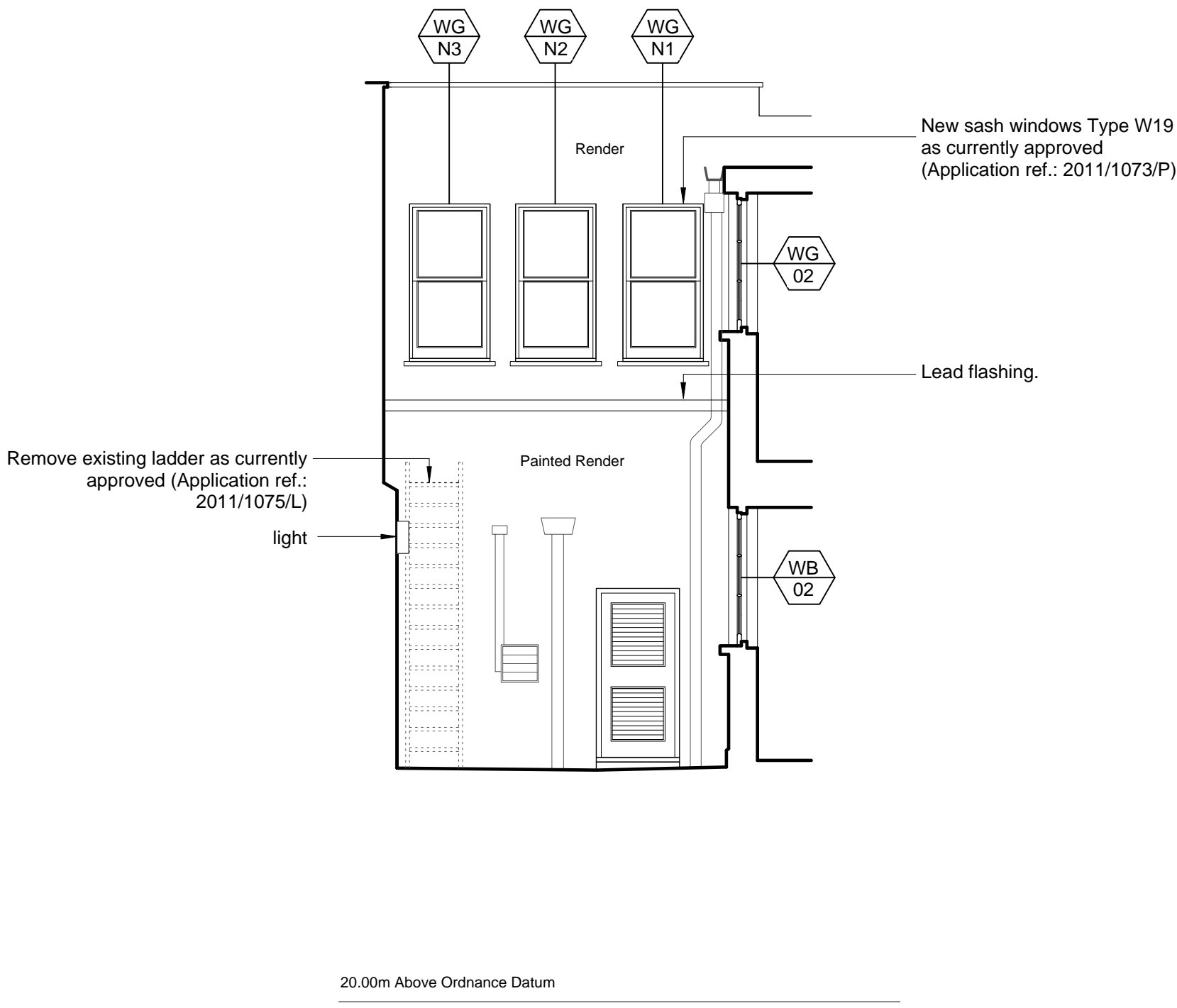
Drawing Title Proposed Other Elevations
(A - E)

Date July 2011 Scale 1:50@A1
1:100@A3

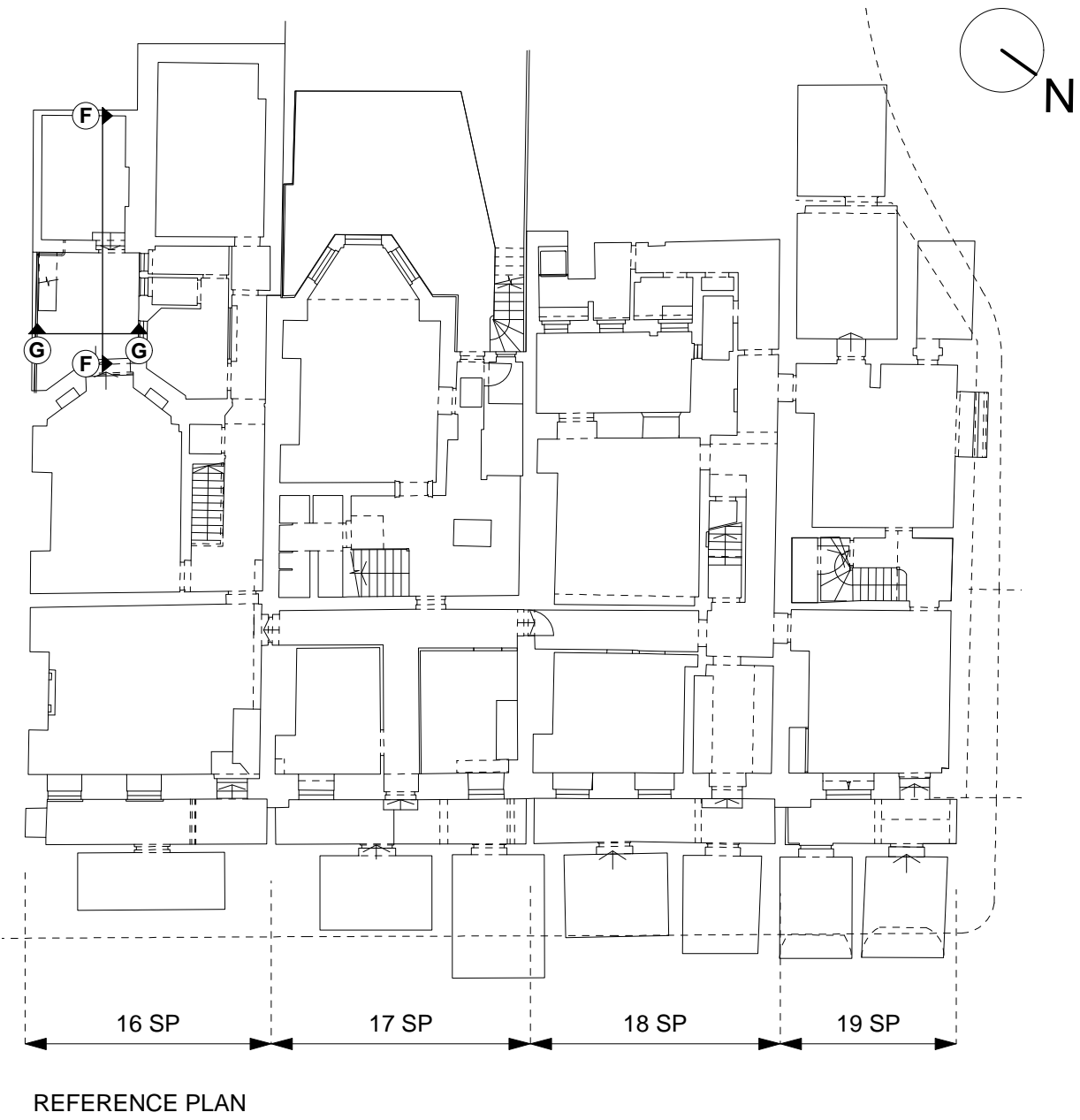
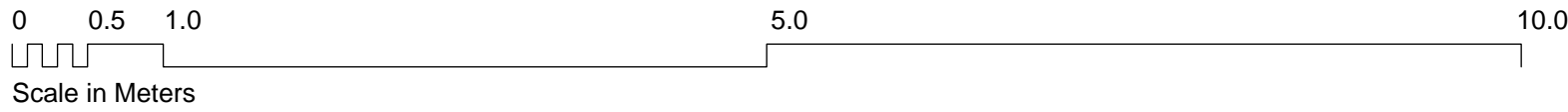
Project	Origin	No.	Revision
064	A	0480	-
Status	Drawn	Checked	
PLANNING	ZS	MC	



01 ELEVATION F (16 SP)
A0481 PROPOSED 1:50@A1



02 ELEVATION G (16 SP)
A0481 PROPOSED 1:50@A1



16 SP Rear Elevation

Notes
Copyright remains the property of Canaway Fleming Architects and this drawing is not to be used for any purposes without the express permission of the Architect. No implied License is given for its use.

Do not scale from this drawing. All dimensions should be checked on site for accuracy.

Planning
These drawings are for planning and listed building application only and must not be used for any other purpose without the express permission of Canaway Fleming Architects. These are not for detailed construction purposes.

Structural Work
All indications as to structure are for graphic purposes only and must not be relied upon for accuracy in terms of size, detail or position. All structure and temporary propping to be confirmed by a suitably qualified structural engineer before beginning works.

Mechanical & Engineering Work
All indications as to M&E items are for graphic purposes only and must not be relied upon for accuracy in terms of size, detail or position. All M&E items to be confirmed by a suitably qualified M&E engineer before beginning works.

Survey Information
This survey has been carried out and drawn by Plowman Craven in October 2010 to an accuracy consistent with a presentation scale of 1:50.
All levels are in meters, related to Newlyn datum based upon OSBM value situated on NW face of School of Arts and Crafts, Theobalds Road.
The survey grid shown on this drawing uses a local origin and is orientated arbitrarily.
All quoted dimensions are in metres.

- KEY:**
- DX16 Door reference
 - DN24 New/Replacement door reference
 - WB 1 Window reference
 - WB N1 New/Replacement window reference

Revisions

CANAWAY FLEMING ARCHITECTS

Canaway Fleming Architects Ltd
The Dutch House
307 - 308 High Holborn
London WC1V 7LL
T: 020 7430 2262
F: 020 7430 2274
E: mailbox@canawayfleming.com

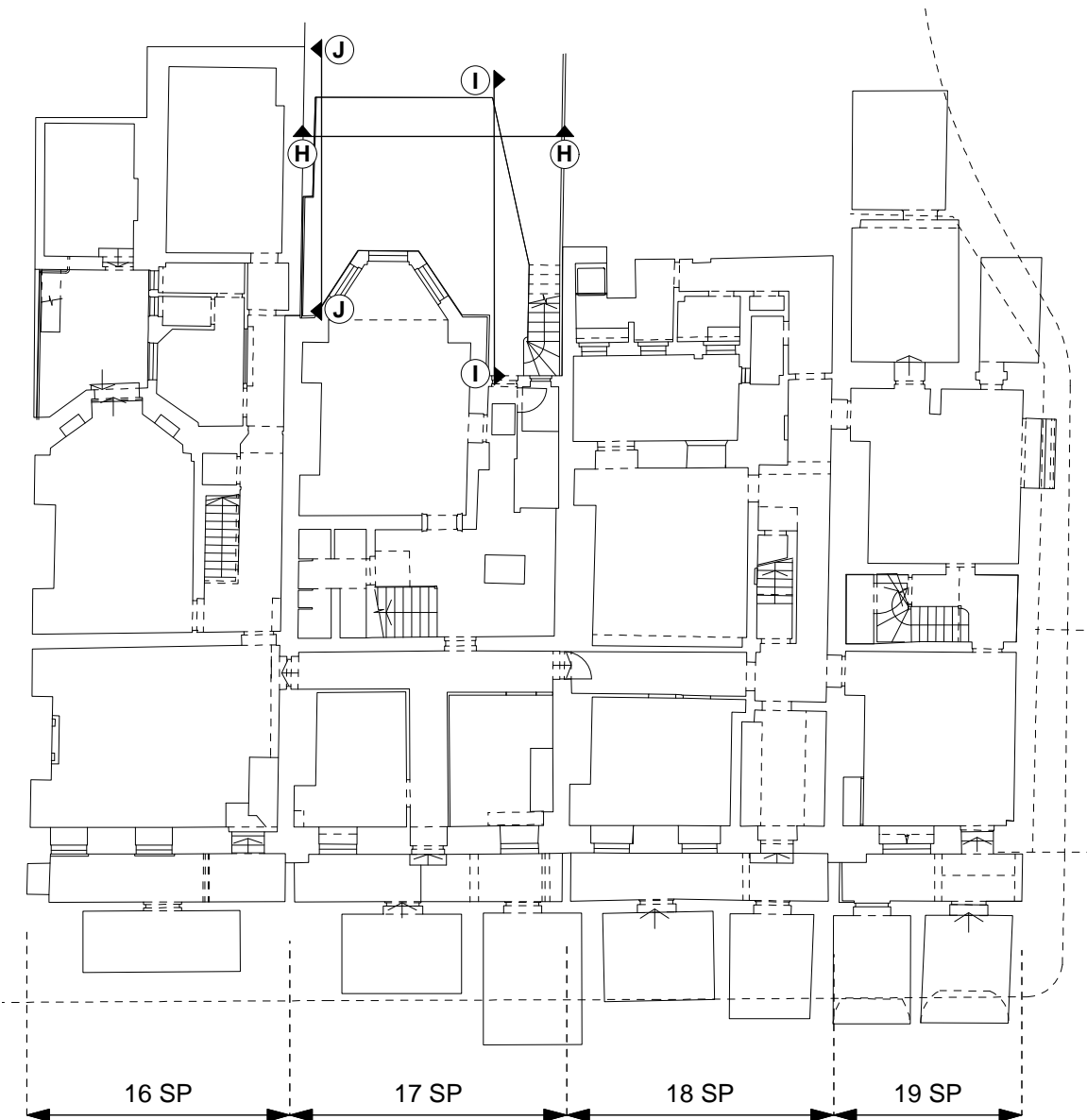
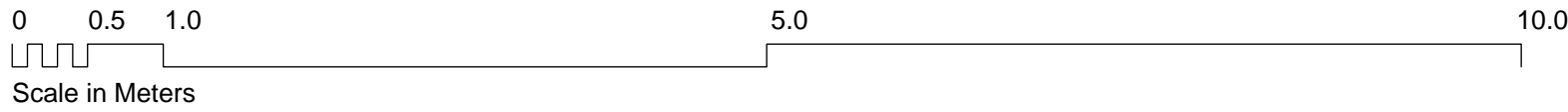
Client Holborn Links Limited.

Project 16-19 Southampton Place, London

Drawing Title No. 16 SP Proposed Courtyard Elevations (F, G)

Date July 2011 Scale 1:50@A1
1:100@A3

Project	Origin	No.	Revision
064	A	0481	-
Status	Drawn	Checked	
PLANNING	ZS	MC	



REFERENCE PLAN

Notes
Copyright remains the property of Canaway Fleming Architects and this drawing is not to be used for any purposes without the express permission of the Architect. No implied License is given for its use.

Do not scale from this drawing. All dimensions should be checked on site for accuracy.

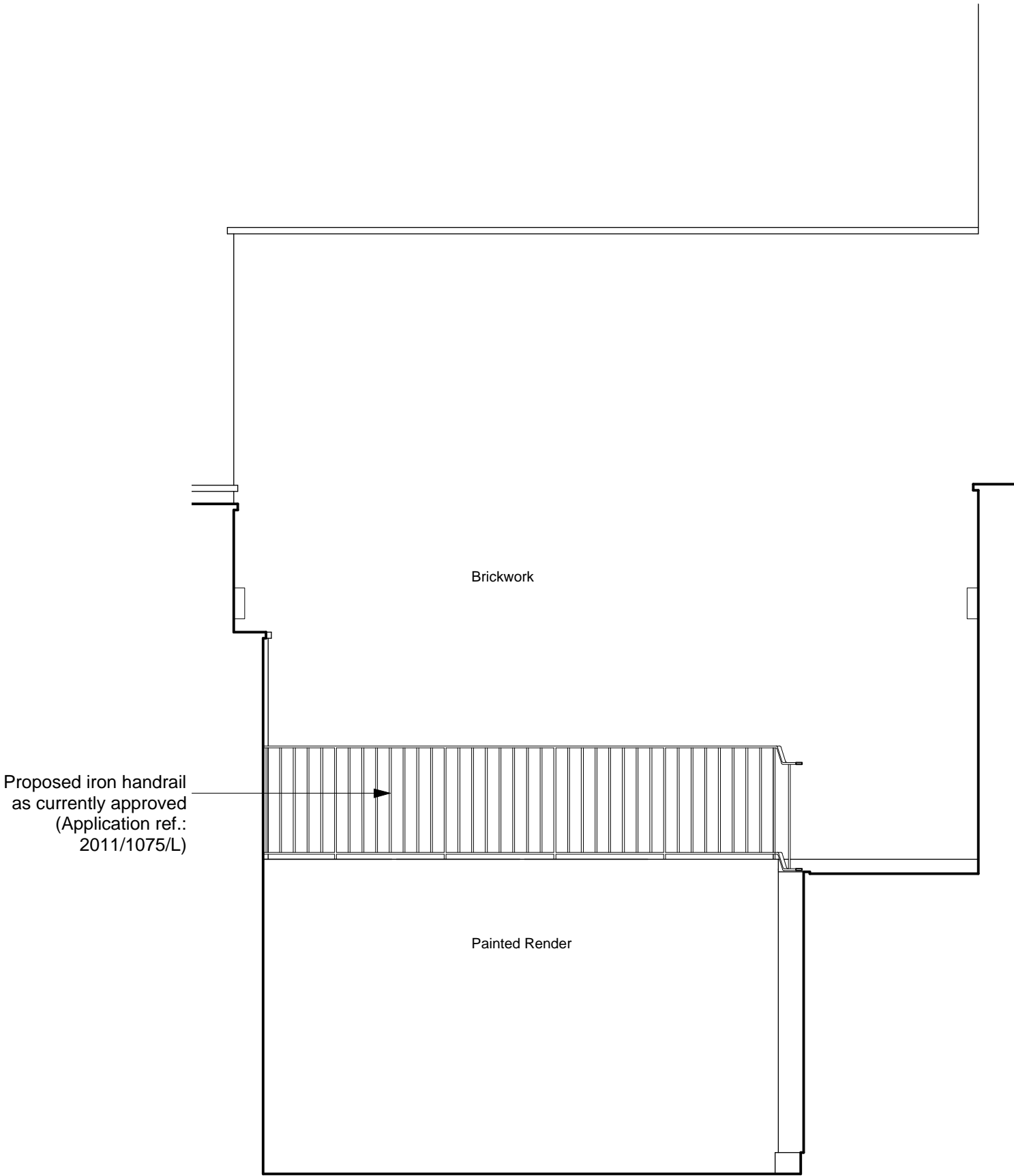
Planning
These drawings are for planning and listed building application only and must not be used for any other purpose without the express permission of Canaway Fleming Architects. These are not for detailed construction purposes.

Structural Work
All indications as to structure are for graphic purposes only and must not be relied upon for accuracy in terms of size, detail or position. All structure and temporary propping to be confirmed by a suitably qualified structural engineer before beginning works.

Mechanical & Engineering Work
All indications as to M&E items are for graphic purposes only and must not be relied upon for accuracy in terms of size, detail or position. All M&E items to be confirmed by a suitably qualified M&E engineer before beginning works.

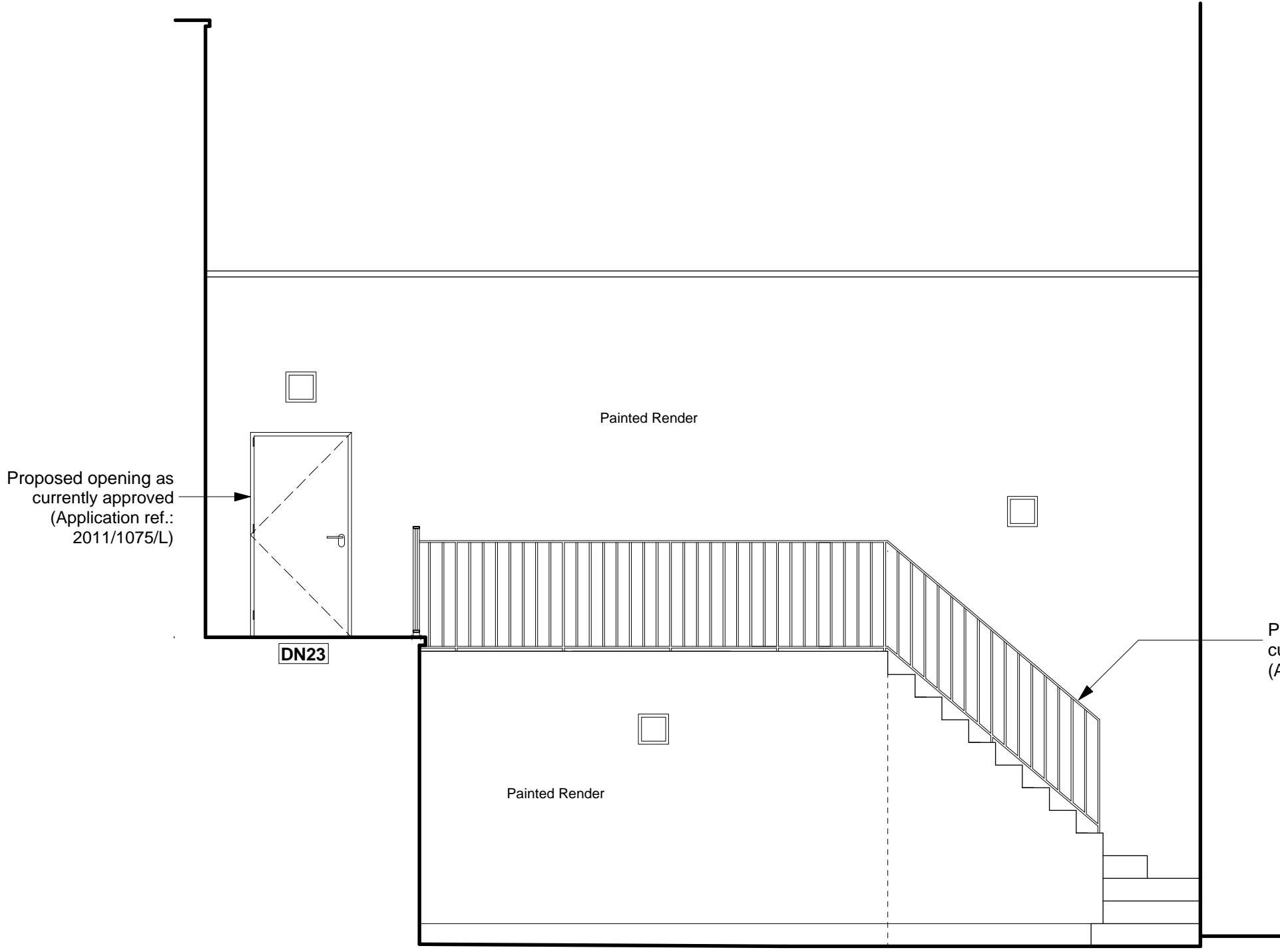
Survey Information
This survey has been carried out and drawn by Plowman Craven in October 2010 to an accuracy consistent with a presentation scale of 1:50. All levels are in meters, related to Newlyn datum based upon OSBM value situated on NW face of School of Arts and Crafts, Theobalds Road. The survey grid shown on this drawing uses a local origin and is orientated arbitrarily. All quoted dimensions are in metres.

- KEY:**
- Dxxx Door reference
 - WX
xx Window reference



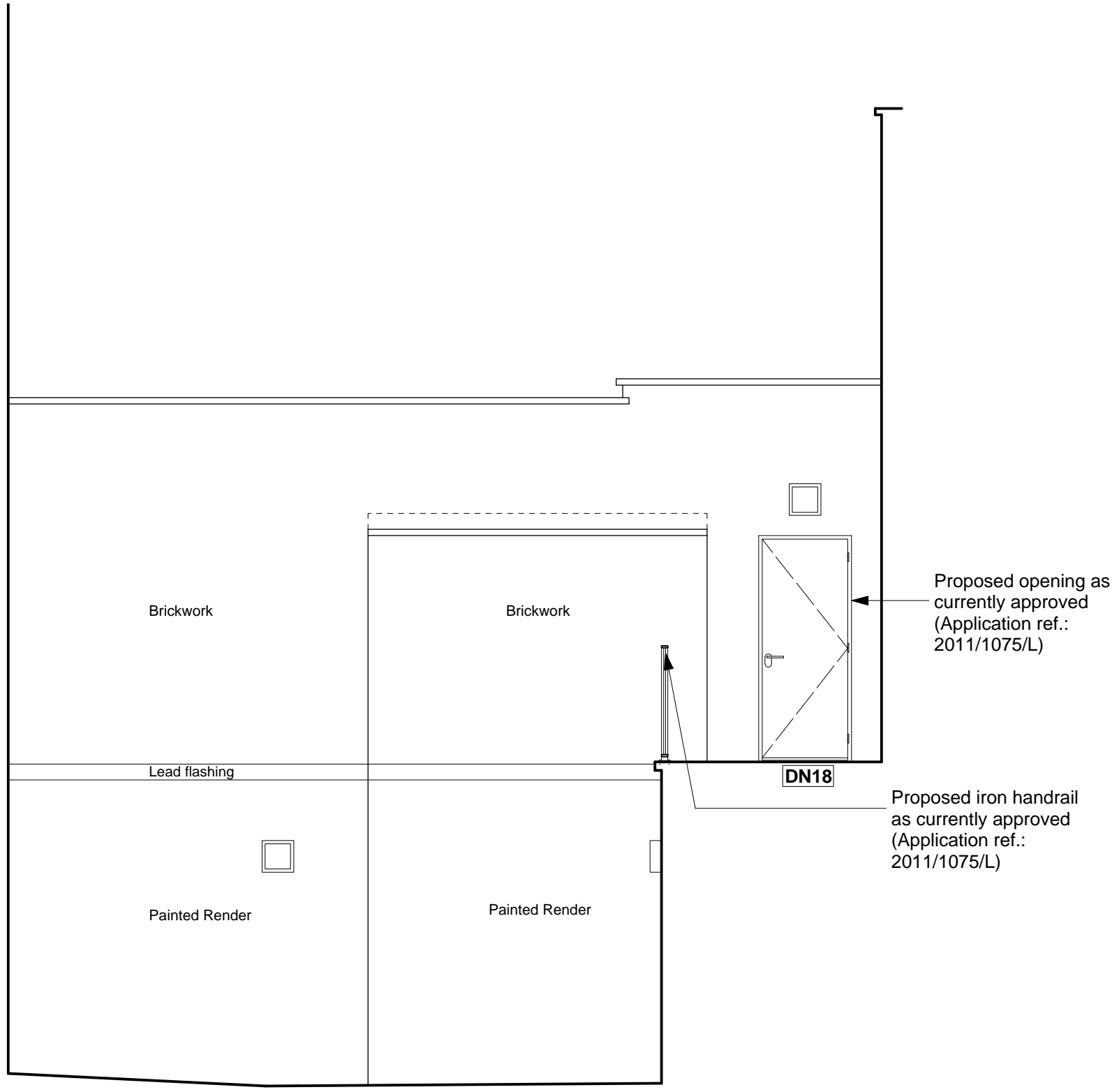
20.00m Above Ordnance Datum

01 ELEVATION H (17 SP)
A0482 PROPOSED 1:50@A1



20.00m Above Ordnance Datum

02 ELEVATION I (17 SP)
A0482 PROPOSED 1:50@A1



20.00m Above Ordnance Datum

03 ELEVATION J (17 SP)
A0482 PROPOSED 1:50@A1

Revisions

CANAWAY FLEMING ARCHITECTS

Canaway Fleming Architects Ltd
The Dutch House
307 - 308 High Holborn
London WC1V 7LL
T: 020 7430 2262
F: 020 7430 2274
E: mailbox@canawayfleming.com

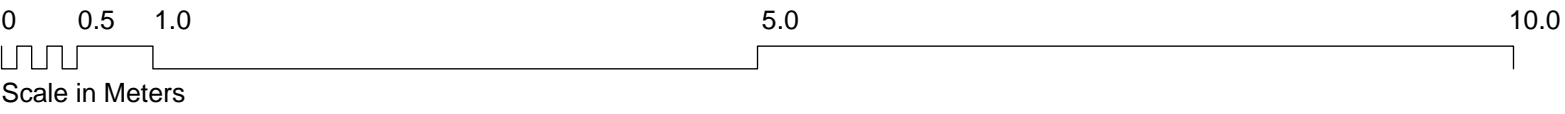
Client Holborn Links Limited.

Project 16-19 Southampton Place

Drawing Title No.17 SP Proposed Courtyard Elevations (H, I, J)

Date July 2011 Scale 1:50@A1 1:100@A3

Project	Origin	No.	Revision
064	A	0482	-
Status	Drawn	Checked	
PLANNING	ZS	MC	



Notes
Copyright remains the property of Canaway Fleming Architects and this drawing is not to be used for any purposes without the express permission of the Architect. No implied License is given for its use.

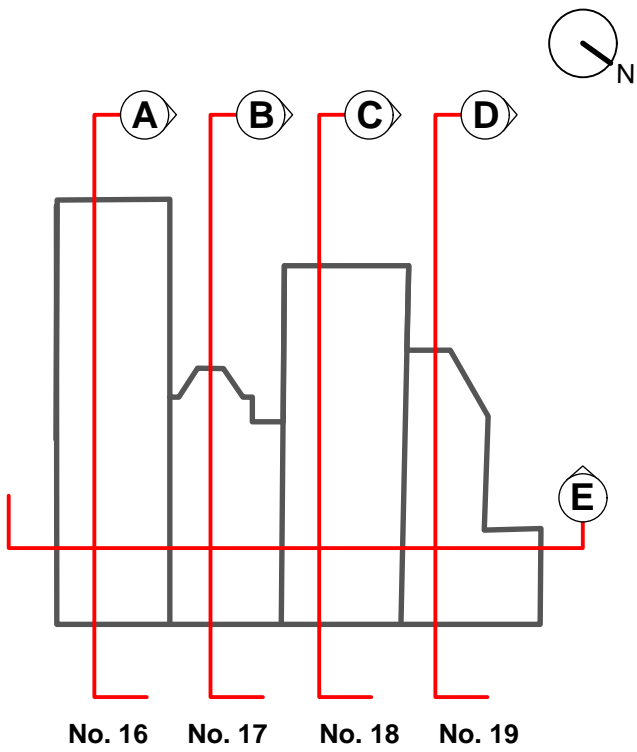
Do not scale from this drawing. All dimensions should be checked on site for accuracy.

Planning
These drawings are for planning and listed building application only and must not be used for any other purpose without the express permission of Canaway Fleming Architects.
These are not for detailed construction purposes.

Structural Work
All indications as to structure are for graphic purposes only and must not be relied upon for accuracy in terms of size, detail or position. All structure and temporary propping to be confirmed by a suitably qualified structural engineer before beginning works.

Mechanical & Engineering Work
All indications as to M&E items are for graphic purposes only and must not be relied upon for accuracy in terms of size, detail or position. All M&E items to be confirmed by a suitably qualified M&E engineer before beginning works.

Survey Information
This survey has been carried out and drawn by Plowman Craven in October 2010 to an accuracy consistent with a presentation scale of 1:50.
All levels are in meters, related to Newlyn datum based upon OSBM value situated on NW face of School of Arts and Crafts, Theobalds Road.
The survey grid shown on this drawing uses a local origin and is orientated arbitrarily.
All quoted dimensions are in metres.



- KEY:**
- Window reference
 - New/Replacement window reference

Revisions

CANAWAY FLEMING ARCHITECTS

Canaway Fleming Architects Ltd
The Dutch House
307 - 308 High Holborn
London WC1V 7LL
T: 020 7430 2262
F: 020 7430 2274
E: mailbox@canawayfleming.com

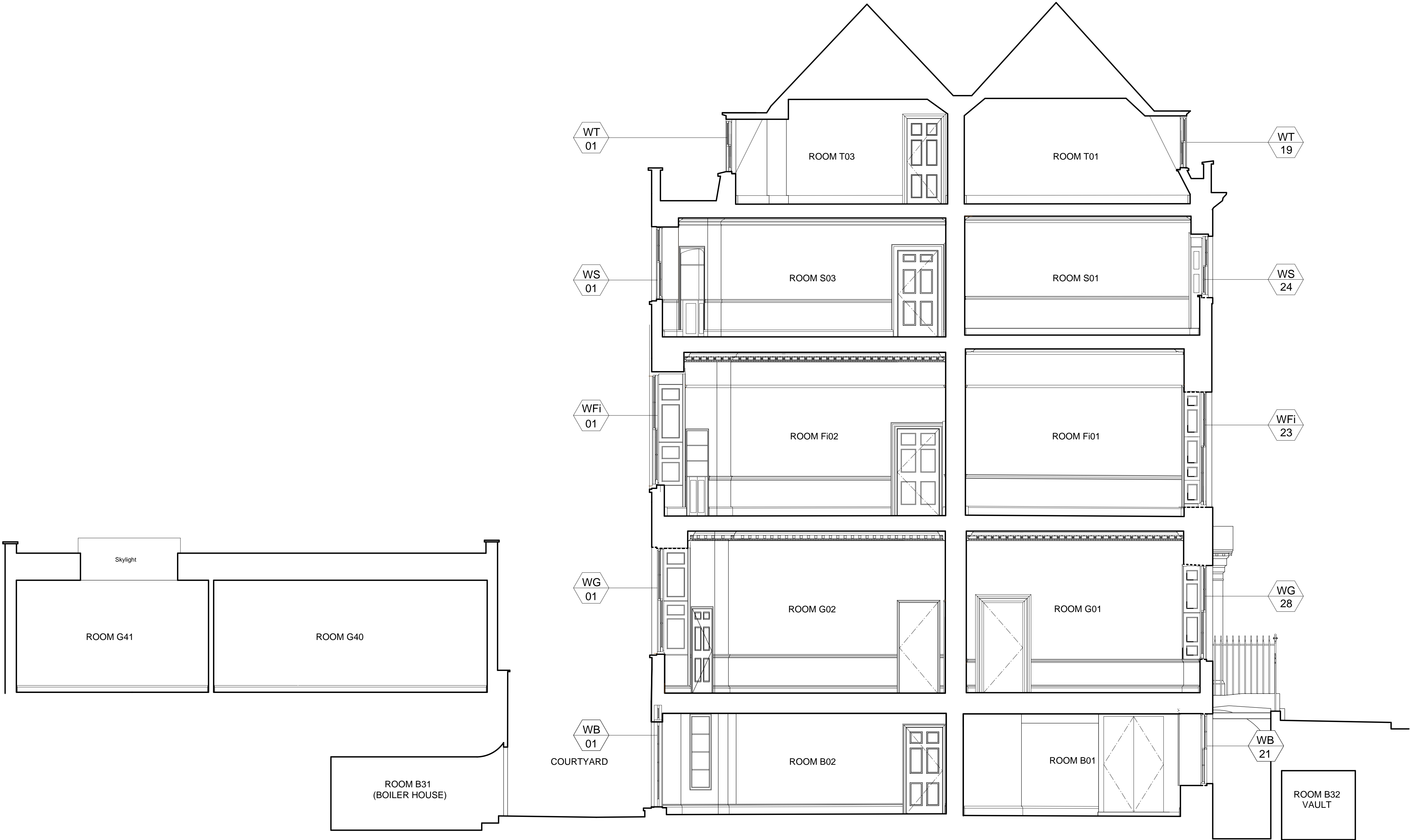
Client Holborn Links Limited.

Project 16-19 Southampton Place, London

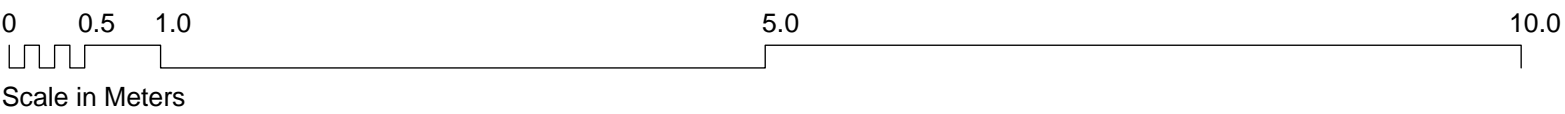
Drawing Title Proposed Section A-A
(through No. 16 Southampton Place)

Date July 2011 Scale 1:50@A1
1:100@A3

Project	Origin	No.	Revision
064	A	0483	-
Status	Drawn	Checked	
PLANNING	LH	MC	



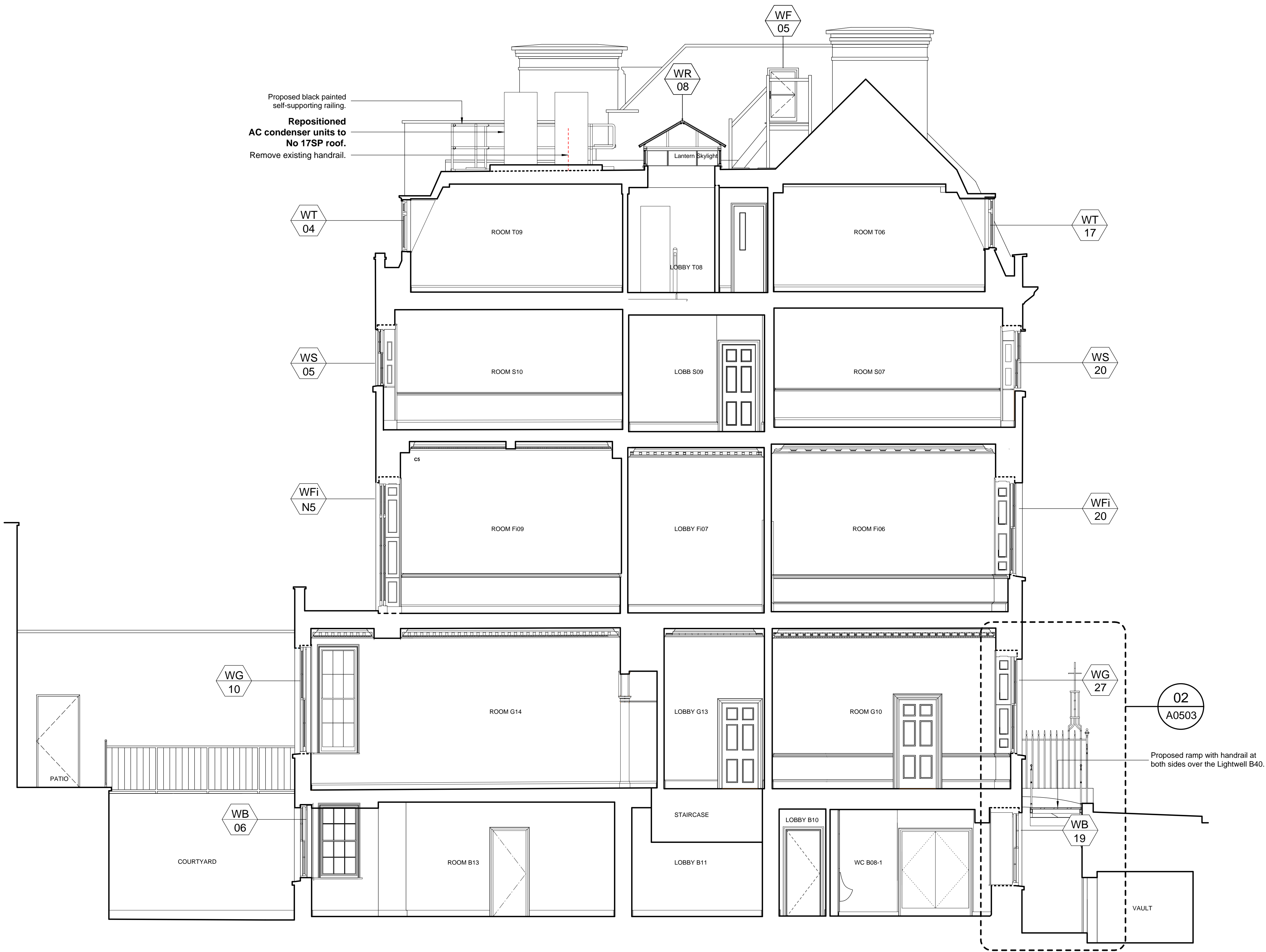
01 SECTION A-A (THROUGH NO. 16 SOUTHAMPTON PLACE)
A0483 PROPOSED 1:50@A1



Proposed black painted self-supporting railing.

Repositioned AC condenser units to No 17SP roof.

Remove existing handrail.



01 SECTION B-B (THROUGH NO. 17 SOUTHAMPTON PLACE)

A0484 PROPOSED 1:50@A1

Notes

Copyright remains the property of Canaway Fleming Architects and this drawing is not to be used for any purposes without the express permission of the Architect. No implied License is given for its use.

Do not scale from this drawing. All dimensions should be checked on site for accuracy.

Planning

These drawings are for planning and listed building application only and must not be used for any other purpose without the express permission of Canaway Fleming Architects.

These are not for detailed construction purposes.

Structural Work

All indications as to structure are for graphic purposes only and must not be relied upon for accuracy in terms of size, detail or position. All structure and temporary propping to be confirmed by a suitably qualified structural engineer before beginning works.

Mechanical & Engineering Work

All indications as to M&E items are for graphic purposes only and must not be relied upon for accuracy in terms of size, detail or position. All M&E items to be confirmed by a suitably qualified M&E engineer before beginning works.

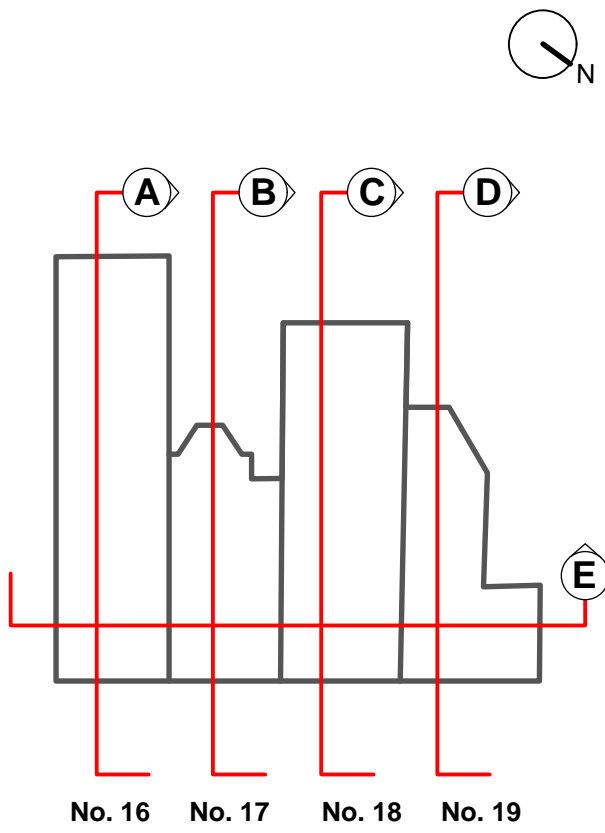
Survey Information

This survey has been carried out and drawn by Ploverman Craven in October 2010 to an accuracy consistent with a presentation scale of 1:50.

All levels are in meters, related to Newlyn datum based upon OSBM value situated on NW face of School of Arts and Crafts, Theobalds Road.

The survey grid shown on this drawing uses a local origin and is orientated arbitrarily.

All quoted dimensions are in metres.



KEY:

- WB 1 Window reference
- WB N1 New/Replacement window reference

Revisions

CANAWAY FLEMING ARCHITECTS

Canaway Fleming Architects Ltd
The Dutch House
307 - 308 High Holborn
London WC1V 7LL
T: 020 7430 2262
F: 020 7430 2274
E: mailbox@canawayfleming.com

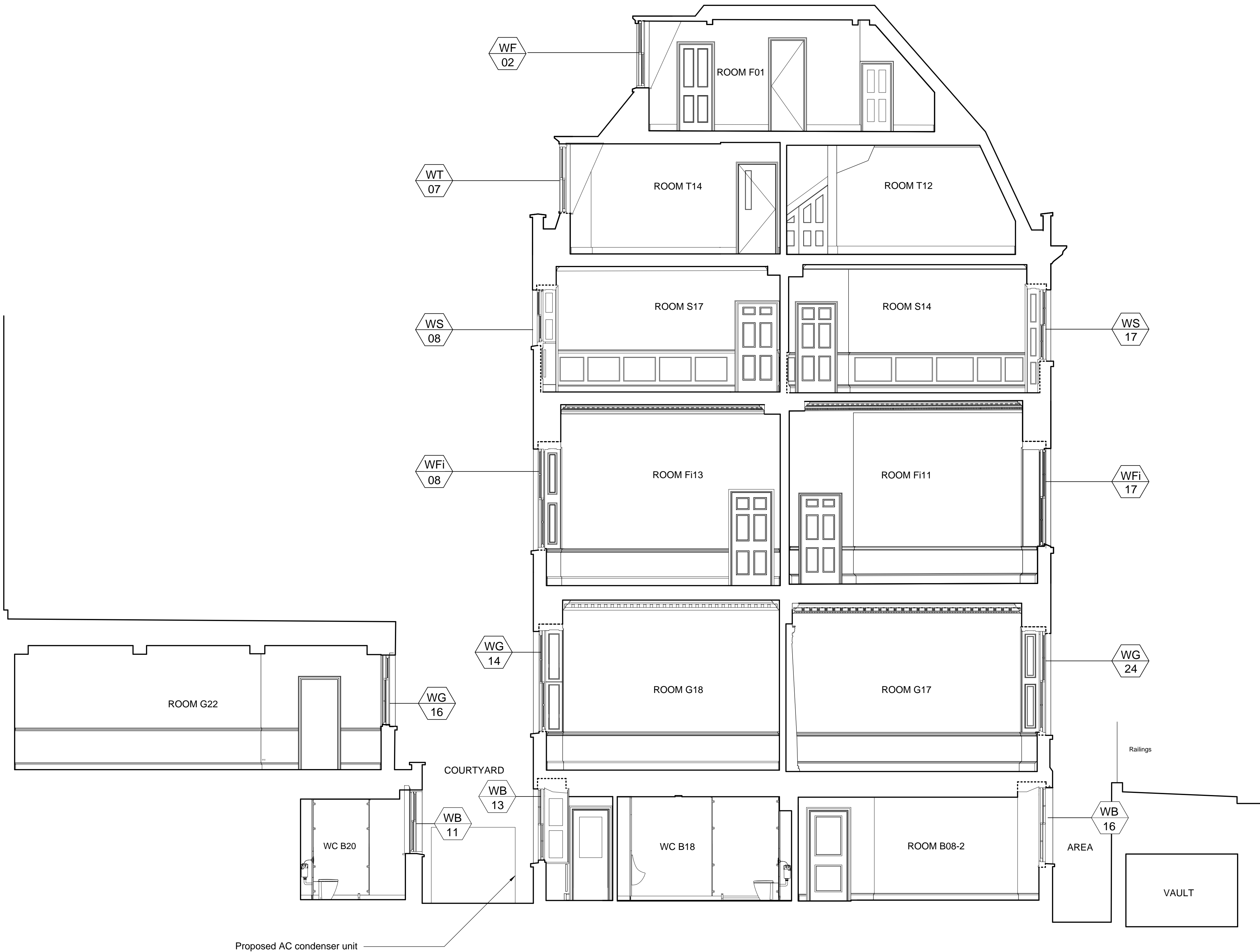
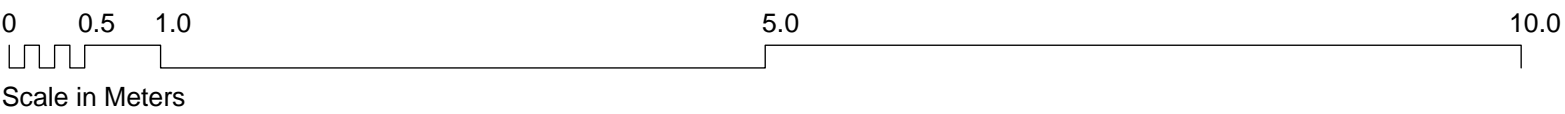
Client Holborn Links Limited.

Project 16-19 Southampton Place

Drawing Title Proposed Section B-B
(through No. 17 Southampton Place)

Date July 2011 Scale 1:50@A1
1:100@A3

Project	Origin	No.	Revision
064	A	0484	-
Status	Drawn	Checked	MC
PLANNING	ZS	MC	



01 SECTION C-C (THROUGH NO. 18 SOUTHAMPTON PLACE)
A0485 PROPOSED 1:50@A1

Notes
Copyright remains the property of Canaway Fleming Architects and this drawing is not to be used for any purposes without the express permission of the Architect. No implied License is given for its use.

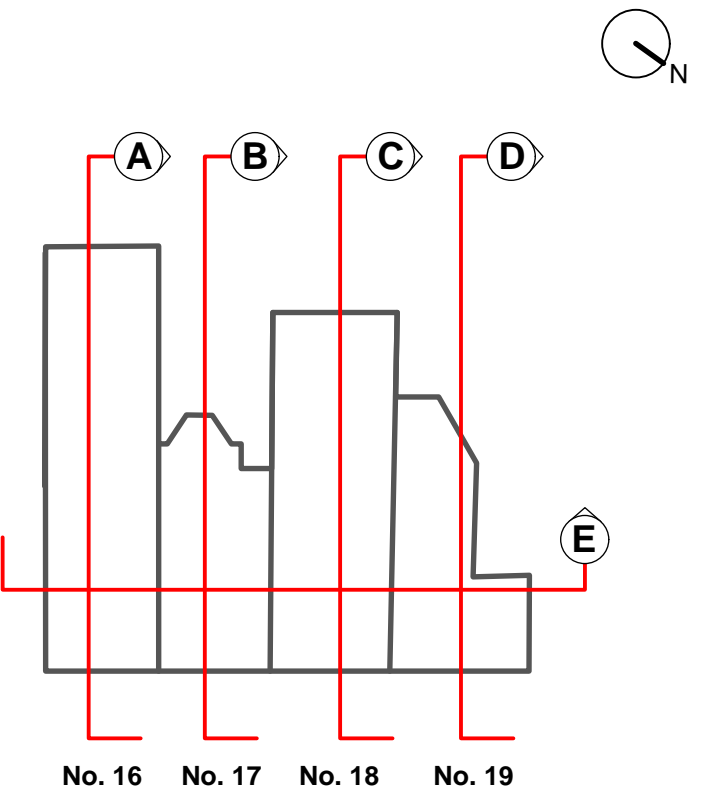
Do not scale from this drawing. All dimensions should be checked on site for accuracy.

Planning
These drawings are for planning and listed building application only and must not be used for any other purpose without the express permission of Canaway Fleming Architects.
These are not for detailed construction purposes.

Structural Work
All indications as to structure are for graphic purposes only and must not be relied upon for accuracy in terms of size, detail or position. All structure and temporary propping to be confirmed by a suitably qualified structural engineer before beginning works.

Mechanical & Engineering Work
All indications as to M&E items are for graphic purposes only and must not be relied upon for accuracy in terms of size, detail or position. All M&E items to be confirmed by a suitably qualified M&E engineer before beginning works.

Survey Information
This survey has been carried out and drawn by Plowman Craven in October 2010 to an accuracy consistent with a presentation scale of 1:50.
All levels are in meters, related to Newlyn datum based upon OSBM value situated on NW face of School of Arts and Crafts, Theobalds Road.
The survey grid shown on this drawing uses a local origin and is orientated arbitrarily.
All quoted dimensions are in metres.



KEY:

Window reference

New/Replacement window reference

Revisions

CANAWAY FLEMING ARCHITECTS
Canaway Fleming Architects Ltd
The Dutch House
307 - 308 High Holborn
London WC1V 7LL
T: 020 7430 2262
F: 020 7430 2274
E: mailbox@canawayfleming.com

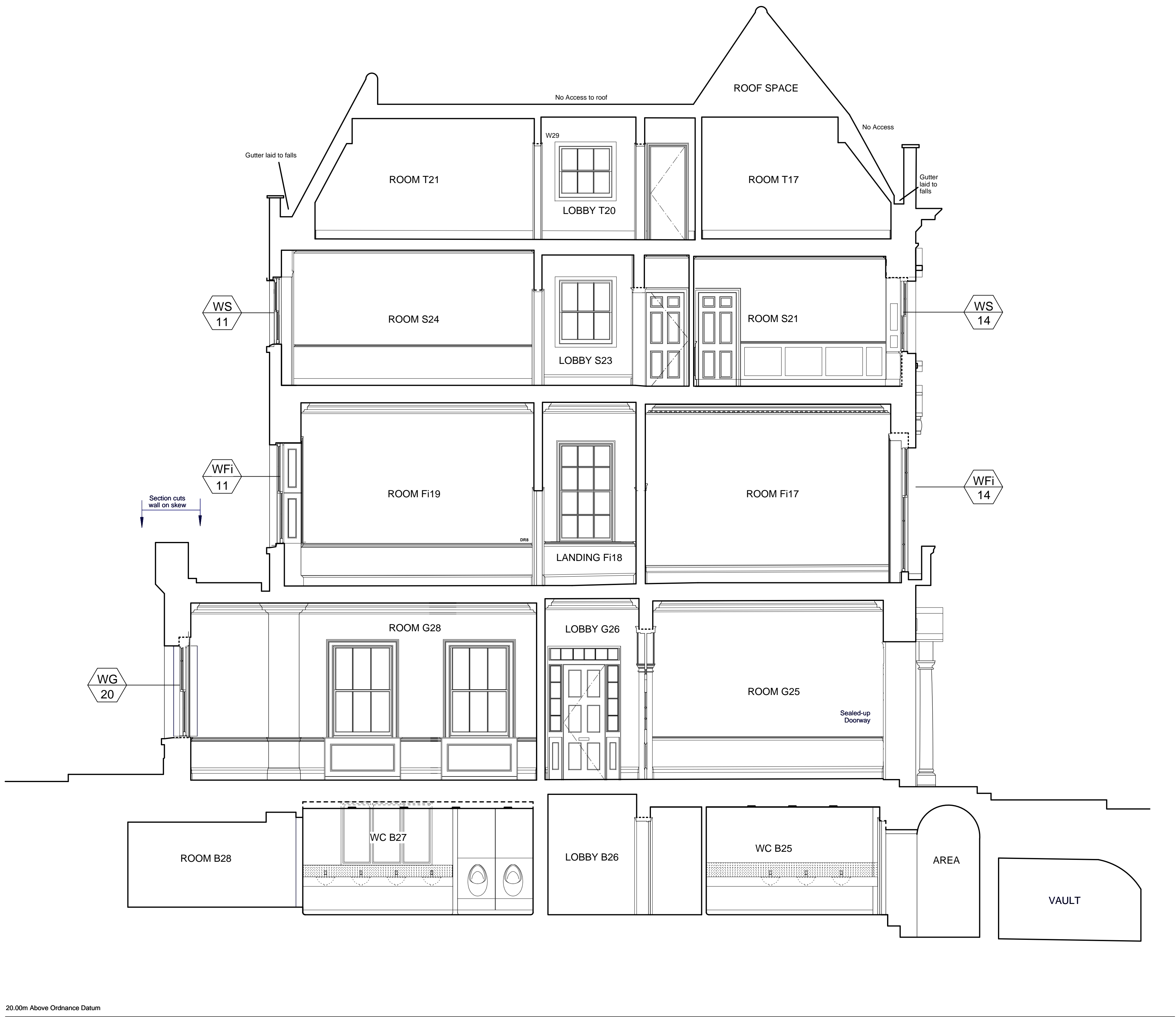
Client Holborn Links Limited.

Project 16-19 Southampton Place, London

Drawing Title Proposed Section C-C
(through No. 18 Southampton Place)

Date Aug 2011 Scale 1:50@A1
1:100@A3

Project	Origin	No.	Revision
064	A	0485	-
Status	Drawn	Checked	
Planning	ZS	MC	



20.00m Above Ordnance Datum

01 SECTION D-D (THROUGH NO. 19 SOUTHAMPTON PLACE)
A0486 PROPOSED 1:50@A1

Notes
Copyright remains the property of Canaway Fleming Architects and this drawing is not to be used for any purposes without the express permission of the Architect. No implied License is given for its use.

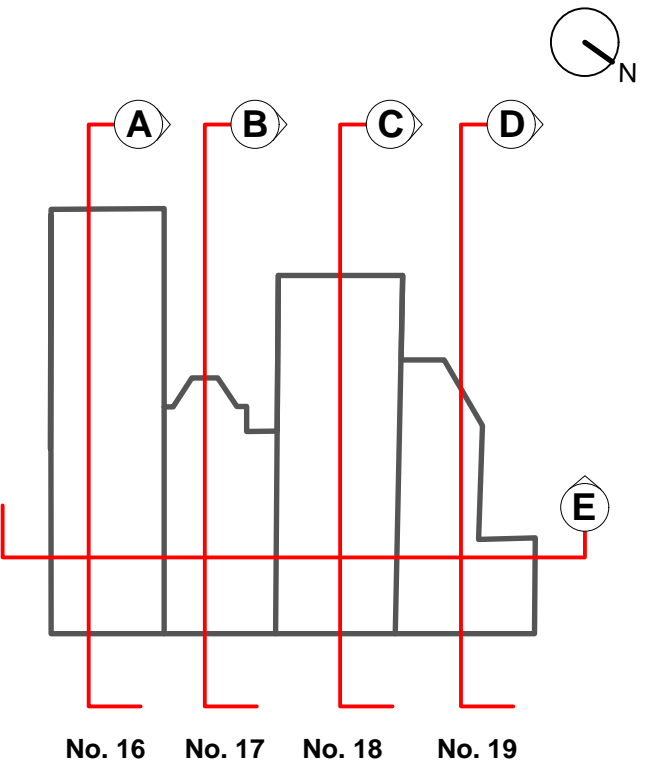
Do not scale from this drawing. All dimensions should be checked on site for accuracy.

Planning
These drawings are for planning and listed building application only and must not be used for any other purpose without the express permission of Canaway Fleming Architects. These are not for detailed construction purposes.

Structural Work
All indications as to structure are for graphic purposes only and must not be relied upon for accuracy in terms of size, detail or position. All structure and temporary propping to be confirmed by a suitably qualified structural engineer before beginning works.

Mechanical & Engineering Work
All indications as to M&E items are for graphic purposes only and must not be relied upon for accuracy in terms of size, detail or position. All M&E items to be confirmed by a suitably qualified M&E engineer before beginning works.

Survey Information
This survey has been carried out and drawn by Plowman Craven in October 2010 to an accuracy consistent with a presentation scale of 1:50. All levels are in meters, related to Newlyn datum based upon OSBM value situated on NW face of School of Arts and Crafts, Theobalds Road. The survey grid shown on this drawing uses a local origin and is orientated arbitrarily. All quoted dimensions are in metres.



KEY:

WB 1 Window reference

WB N1 New/Replacement window reference

Revisions

CANAWAY FLEMING ARCHITECTS

Canaway Fleming Architects Ltd
The Dutch House
307 - 308 High Holborn
London WC1V 7LL
T: 020 7430 2262
F: 020 7430 2274
E: mailbox@canawayfleming.com

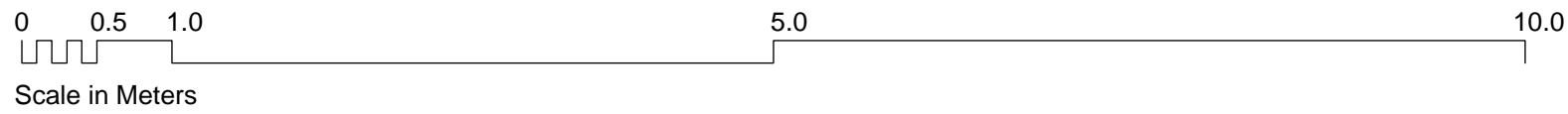
Client Holborn Links Limited.

Project 16-19 Southampton Place, London

Drawing Title Proposed Section D-D
(through No. 19 Southampton Place)

Date July 2011 Scale 1:50@A1
1:100@A3

Project	Origin	No.	Revision
064	A	0486	-
Status	Drawn	Checked	
Planning	ZS	MC	



Notes
Copyright remains the property of Canaway Fleming Architects and this drawing is not to be used for any purposes without the express permission of the Architect. No implied License is given for its use.

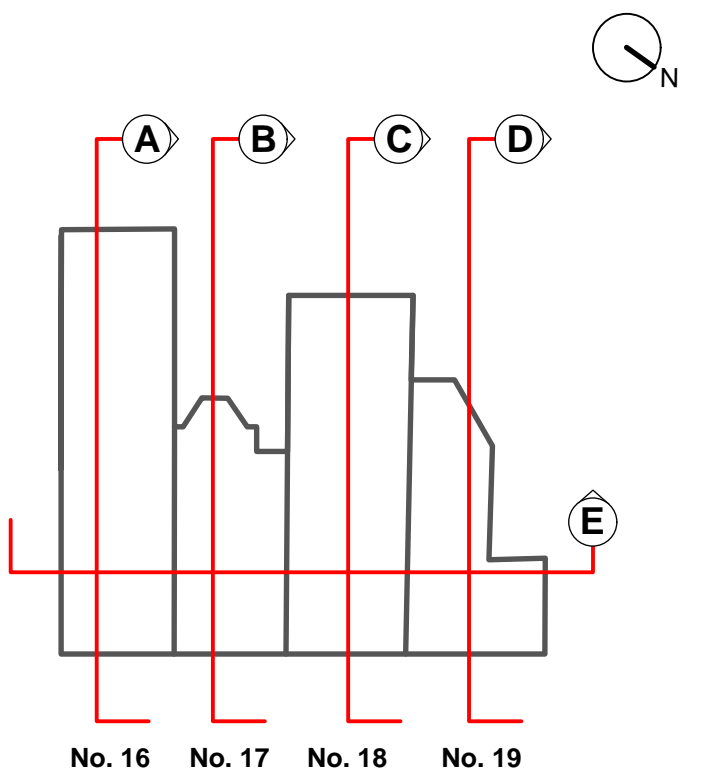
Do not scale from this drawing. All dimensions should be checked on site for accuracy.

Planning
These drawings are for planning and listed building application only and must not be used for any other purpose without the express permission of Canaway Fleming Architects. These are not for detailed construction purposes.

Structural Work
All indications as to structure are for graphic purposes only and must not be relied upon for accuracy in terms of size, detail or position. All structure and temporary propping to be confirmed by a suitably qualified structural engineer before beginning works.

Mechanical & Engineering Work
All indications as to M&E items are for graphic purposes only and must not be relied upon for accuracy in terms of size, detail or position. All M&E items to be confirmed by a suitably qualified M&E engineer before beginning works.

Survey Information
This survey has been carried out and drawn by Plowman Craven in October 2010 to an accuracy consistent with a presentation scale of 1:50.
All levels are in meters, related to Newlyn datum based upon OSBM value situated on NW face of School of Arts and Crafts, Theobalds Road.
The survey grid shown on this drawing uses a local origin and is orientated arbitrarily.
All quoted dimensions are in metres.



KEY:

WB 1	Window reference
WB N1	New/Replacement window reference

Revisions

CANAWAY FLEMING ARCHITECTS

Canaway Fleming Architects Ltd
The Dutch House
307 - 308 High Holborn
London WC1V 7LL
T: 020 7430 2262
F: 020 7430 2274
E: mailbox@canawayfleming.com

Client Holborn Links Limited.

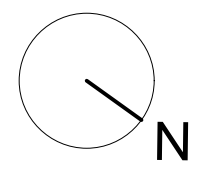
Project 16-19 Southampton Place, London

Drawing Title Proposed Section E-E

Date Aug 2011 Scale 1:50@A1
1:100@A3

Project	Origin	No.	Revision
064	A	0487	-
Status	Drawn	Checked	
PLANNING	ZS	MC	

01 SECTION E-E
A0487 PROPOSED 1:50@A1

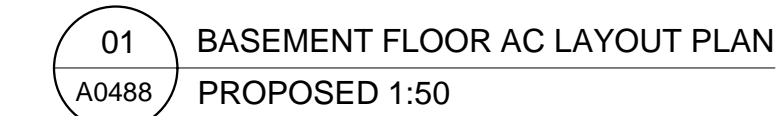


Do not scale from this drawing. All dimensions should be checked on site for accuracy.

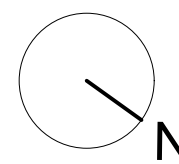
Structural Work
All indications as to structure are for graphic purposes only and must not be relied upon for accuracy in terms of size, detail or position. All structure and temporary shoring to be confirmed by a suitably qualified structural engineer before beginning works.

Survey Information
This survey has been carried out and drawn by Plowman & Partners Ltd on behalf of the Council in March 2010. The survey was carried out in October 2010 to an accuracy consistent with a representation scale of 1:50.
All levels are in meters, related to Newlyn datum based upon OSBM value situated on NW face of School of Arts and Crafts, Theobalds Road.
The survey grid shown on this drawing uses a local origin and is orientated arbitrarily.
All quoted dimensions are in metres.

----- **RADIATOR TO BE REMOVED**



Project 064	Origin A	No. 0488	Revision -
Status PLANNING	Drawn MN	Checked MC	



Notes
Copyright remains the property of Canaway Fleming Architects and this drawing is not to be used for any purposes without the express permission of the Architect. No implied License is given for its use.

Do not scale from this drawing. All dimensions should be checked on site for accuracy.

Planning
These drawings are for planning and listed building application only and must not be used for any other purpose without the express permission of Canaway Fleming Architects. These are not for detailed construction purposes.

Structural Work
All indications as to structure are for graphic purposes only and must not be relied upon for accuracy in terms of size, detail or position. All structure and temporary propping to be confirmed by a suitably qualified structural engineer before beginning works.

Mechanical & Engineering Work
All indications as to M&E items are for graphic purposes only and must not be relied upon for accuracy in terms of size, detail or position. All M&E items to be confirmed by a suitably qualified M&E engineer before beginning works.

Survey Information
This survey has been carried out and drawn by Ploymian Craven in October 2010 to an accuracy consistent with a presentation scale of 1:50.
All levels are in meters, related to Newlyn datum based upon OSBM value situated on NW face of School of Arts and Crafts, Theobalds Road.
The survey grid shown on this drawing uses a local origin and is orientated arbitrarily.
All quoted dimensions are in metres.

- KEY**
- Rad** RADIATOR
 - WALL MOUNTED AC UNIT (HIGH LEVEL)
 - WALL MOUNTED AC UNIT (HIGH LEVEL, CONCEALED PIPEWORK)
 - FLOOR MOUNTED AC UNIT IN CASING
 - CURRENTLY APPROVED AC UNIT POSITION
 - EXISTING AC UNITS TO BE REMOVED
 - EXISTING CEILING FEATURES (CORNICE, BEAM, SKYLIGHT, SLOPED CEILING)
 - PROPOSED AC PIPE RUNS
 - RADIATOR TO BE REMOVED



No. 15 SOUTHAMPTON PLACE

No. 16 SOUTHAMPTON PLACE

No. 17 SOUTHAMPTON PLACE

No. 18 SOUTHAMPTON PLACE

No. 19 SOUTHAMPTON PLACE

No. 20 SOUTHAMPTON PLACE

CANAWAY FLEMING ARCHITECTS

Canaway Fleming Architects Ltd
The Dutch House
307-308 High Holborn
London WC1V 7LL
T: 020 7430 2262
F: 020 7430 2274
E: mailbox@canawayfleming.com

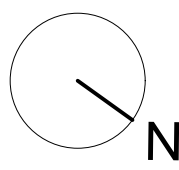
Client Holborn Links Limited.

Project 16-19 Southampton Place, London.

Drawing Title Proposed Ground Floor AC Layout

Date July 2011 Scale 1:50 @ A0

Project	Origin	No.	Revision
064	A	0489	-
Status	Drawn	Checked	
PLANNING	MN	MC	



Notes
Copyright remains the property of Canaway Fleming Architects and this drawing is not to be used for any purposes without the express permission of the Architect. No implied License is given for its use.









Do not scale from this drawing. All dimensions should be checked on site for accuracy.

Planning
These drawings are for planning and listed building application only and must not be used for any other purpose without the express permission of Canaway Fleming Architects.
These are not for detailed construction purposes.

Structural Work
All indications as to structure are for graphic purposes only and must not be relied upon for accuracy in terms of size, detail or position. All structure and temporary propping to be confirmed by a suitably qualified structural engineer before beginning works.

Mechanical & Engineering Work
All indications as to M&E items are for graphic purposes only and must not be relied upon for accuracy in terms of size, detail or position. All M&E items to be confirmed by a suitably qualified M&E engineer before beginning works.

Survey Information
This survey has been carried out and drawn by Ploewman Craven in October 2010 to an accuracy consistent with a presentation scale of 1:50.
All levels are in meters, related to Newlyn datum based upon OSBM value situated on NW face of School of Arts and Crafts, Theobalds Road.
The survey grid shown on this drawing uses a local origin and is orientated arbitrarily.
All quoted dimensions are in metres.

- KEY**
-  RADIATOR
 -  WALL MOUNTED AC UNIT (HIGH LEVEL)
 -  WALL MOUNTED AC UNIT (HIGH LEVEL, CONCEALED PIPEWORK)
 -  FLOOR MOUNTED AC UNIT IN CASING
 -  CURRENTLY APPROVED AC UNIT POSITION
 -  EXISTING CEILING FEATURES (CORNICE, BEAM, SKYLIGHT, SLOPED CEILING)
 -  PROPOSED AC PIPE RUNS
 -  RADIATOR TO BE REMOVED

No. 15 SOUTHAMPTON PLACE No. 16 SOUTHAMPTON PLACE No. 17 SOUTHAMPTON PLACE No. 18 SOUTHAMPTON PLACE No. 19 SOUTHAMPTON PLACE No. 20 SOUTHAMPTON PLACE

Revisions

CANAWAY FLEMING ARCHITECTS

Canaway Fleming Architects Ltd
The Dutch House
307-308 High Holborn
London WC1V 7LL
T: 020 7430 2282
F: 020 7430 3274
E: mailbox@canawayfleming.com

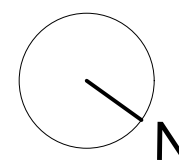
Client Holborn Links Limited.

Project 16-19 Southampton Place, London.

Drawing Title Proposed First Floor AC Layout

Date July 2011 Scale 1:50 @ A0

Project	Orgh	No.	Revision
064	A	0490	-
Status	Drawn	Checked	
PLANNING	MN	MC	



Notes
Copyright remains the property of Canaway Fleming Architects and this drawing is not to be used for any purposes without the express permission of the Architect. No implied License is given for its use.

Do not scale from this drawing. All dimensions should be checked on site for accuracy.

Planning
These drawings are for planning and listed building application only and must not be used for any other purpose without the express permission of Canaway Fleming Architects.
These are not for detailed construction purposes.

Structural Work
All indications as to structure are for graphic purposes only and must not be relied upon for accuracy in terms of size, detail or position. All structure and temporary propping to be confirmed by a suitably qualified structural engineer before beginning works.

Mechanical & Engineering Work
All indications as to M&E items are for graphic purposes only and must not be relied upon for accuracy in terms of size, detail or position. All M&E items to be confirmed by a suitably qualified M&E engineer before beginning works.

Survey Information
This survey has been carried out and drawn by Ploewman Craven in October 2010 to an accuracy consistent with a presentation scale of 1:50.
All levels are in meters, related to Newlyn datum based upon OSBM value situated on NW face of School of Arts and Crafts, Theobalds Road.
The survey grid shown on this drawing uses a local origin and is orientated arbitrarily.
All quoted dimensions are in metres.

KEY

- Rad** RADIATOR
- WALL MOUNTED AC UNIT (HIGH LEVEL)
- WALL MOUNTED AC UNIT (HIGH LEVEL, CONCEALED PIPEWORK)
- FLOOR MOUNTED AC UNIT IN CASING
- CURRENTLY APPROVED AC UNIT POSITION
- EXISTING CEILING FEATURES (CORNICE, BEAM, SKYLIGHT, SLOPED CEILING)
- PROPOSED AC PIPE RUNS
- RADIATOR TO BE REMOVED



NOTE: Pipes run to high-level wall mounted AC units through third floor void

Revisions

CANAWAY FLEMING ARCHITECTS

Canaway Fleming Architects Ltd
The Dutch House
307, 308 High Holborn
London WC1V 7LL
T: 020 7430 2282
F: 020 7430 3274
E: mailbox@canawayfleming.com

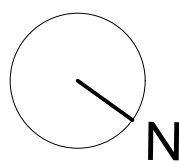
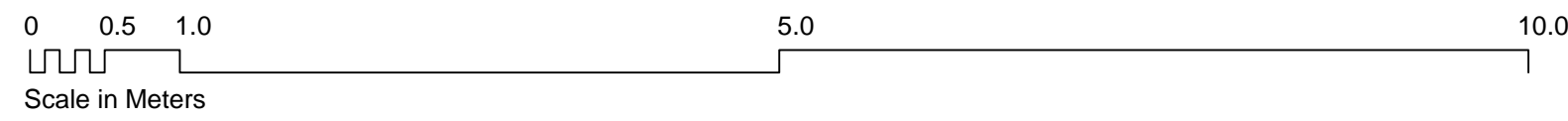
Client Holborn Links Limited.

Project 16-19 Southampton Place, London.

Drawing Title Proposed Second Floor AC Layout

Date July 2011 Scale 1:50 @ A0

Project	Origin	No.	Revision
064	A	0491	-
Status	PLANNING	Drawn	MN
		Checked	MC



Notes
Copyright remains the property of Canaway Fleming Architects and this drawing is not to be used for any purposes without the express permission of the Architect. No implied License is given for its use.

Do not scale from this drawing. All dimensions should be checked on site for accuracy.

Planning
These drawings are for planning and listed building application only and must not be used for any other purpose without the express permission of Canaway Fleming Architects.
These are not for detailed construction purposes.

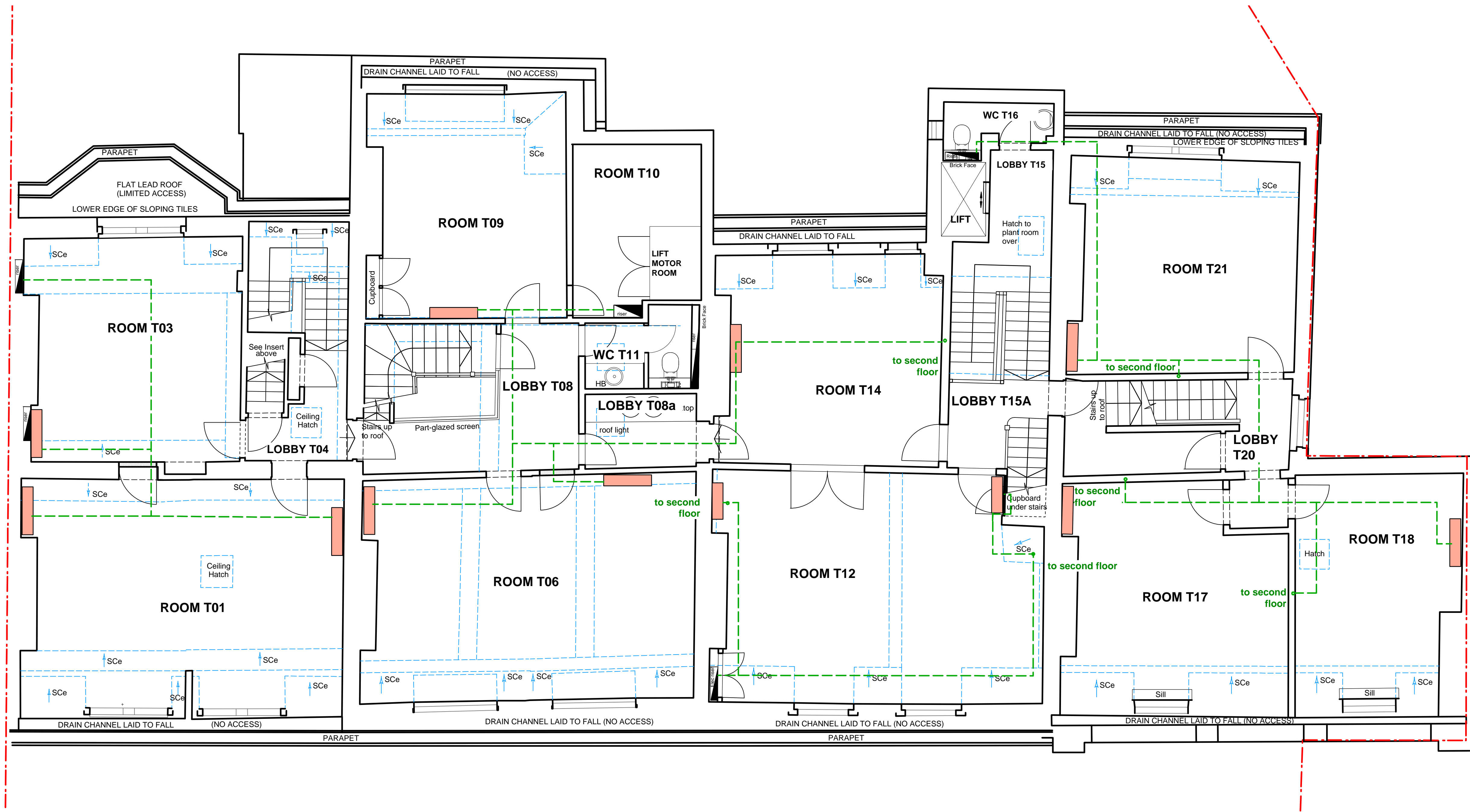
Structural Work
All indications as to structure are for graphic purposes only and must not be relied upon for accuracy in terms of size, detail or position. All structure and temporary propping to be confirmed by a suitably qualified structural engineer before beginning works.

Mechanical & Engineering Work
All indications as to M&E items are for graphic purposes only and must not be relied upon for accuracy in terms of size, detail or position. All M&E items to be confirmed by a suitably qualified M&E engineer before beginning works.

Survey Information
This survey has been carried out and drawn by Ploewman Craven in October 2010 to an accuracy consistent with a presentation scale of 1:50.
All levels are in meters, related to Newlyn datum based upon OSBM value situated on NW face of School of Arts and Crafts, Theobalds Road.
The survey grid shown on this drawing uses a local origin and is orientated arbitrarily.
All quoted dimensions are in metres.

KEY

- Rad RADIATOR
- WALL MOUNTED AC UNIT (HIGH LEVEL)
- WALL MOUNTED AC UNIT (HIGH LEVEL, CONCEALED PIPEWORK)
- FLOOR MOUNTED AC UNIT IN CASING
- EXISTING CEILING FEATURES (CORNICE, BEAM, SKYLIGHT, SLOPED CEILING)
- PROPOSED AC PIPE RUNS
- RADIATOR TO BE REMOVED



No. 15 SOUTHAMPTON PLACE No. 16 SOUTHAMPTON PLACE No. 17 SOUTHAMPTON PLACE No. 18 SOUTHAMPTON PLACE No. 19 SOUTHAMPTON PLACE No. 20 SOUTHAMPTON PLACE

01 THIRD FLOOR A/C LAYOUT PLAN
A0492 PROPOSED 1:50

Revisions

CANAWAY FLEMING ARCHITECTS

Canaway Fleming Architects Ltd
The Dutch House
307-308 High Holborn
London WC1V 7LL
T: 020 7430 2282
F: 020 7430 3274
E: mailbox@canawayfleming.com

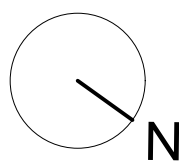
Client Holborn Links Limited.

Project 16-19 Southamton Place, London.

Drawing Title Proposed Third Floor AC Layout

Date July 2011 Scale 1:50 @ A0

Project	Origin	No.	Revision
064	A	0492	-
Build	PLANNING	Drawn	MC
		Checked	



Notes
Copyright remains the property of Canaway Fleming Architects and this drawing is not to be used for any purposes without the express permission of the Architect. No implied License is given for its use.

Do not scale from this drawing. All dimensions should be checked on site for accuracy.

Planning
These drawings are for planning and listed building application only and must not be used for any other purpose without the express permission of Canaway Fleming Architects.
These are not for detailed construction purposes.

Structural Work
All indications as to structure are for graphic purposes only and must not be relied upon for accuracy in terms of size, detail or position. All structure and temporary propping to be confirmed by a suitably qualified structural engineer before beginning works.

Mechanical & Engineering Work
All indications as to M&E items are for graphic purposes only and must not be relied upon for accuracy in terms of size, detail or position. All M&E items to be confirmed by a suitably qualified M&E engineer before beginning works.

Survey Information
This survey has been carried out and drawn by Ploewman Craven in October 2010 to an accuracy consistent with a presentation scale of 1:50.
All levels are in meters, related to Newlyn datum based upon OSBM value situated on NW face of School of Arts and Crafts, Theobalds Road.
The survey grid shown on this drawing uses a local origin and is orientated arbitrarily.
All quoted dimensions are in metres.

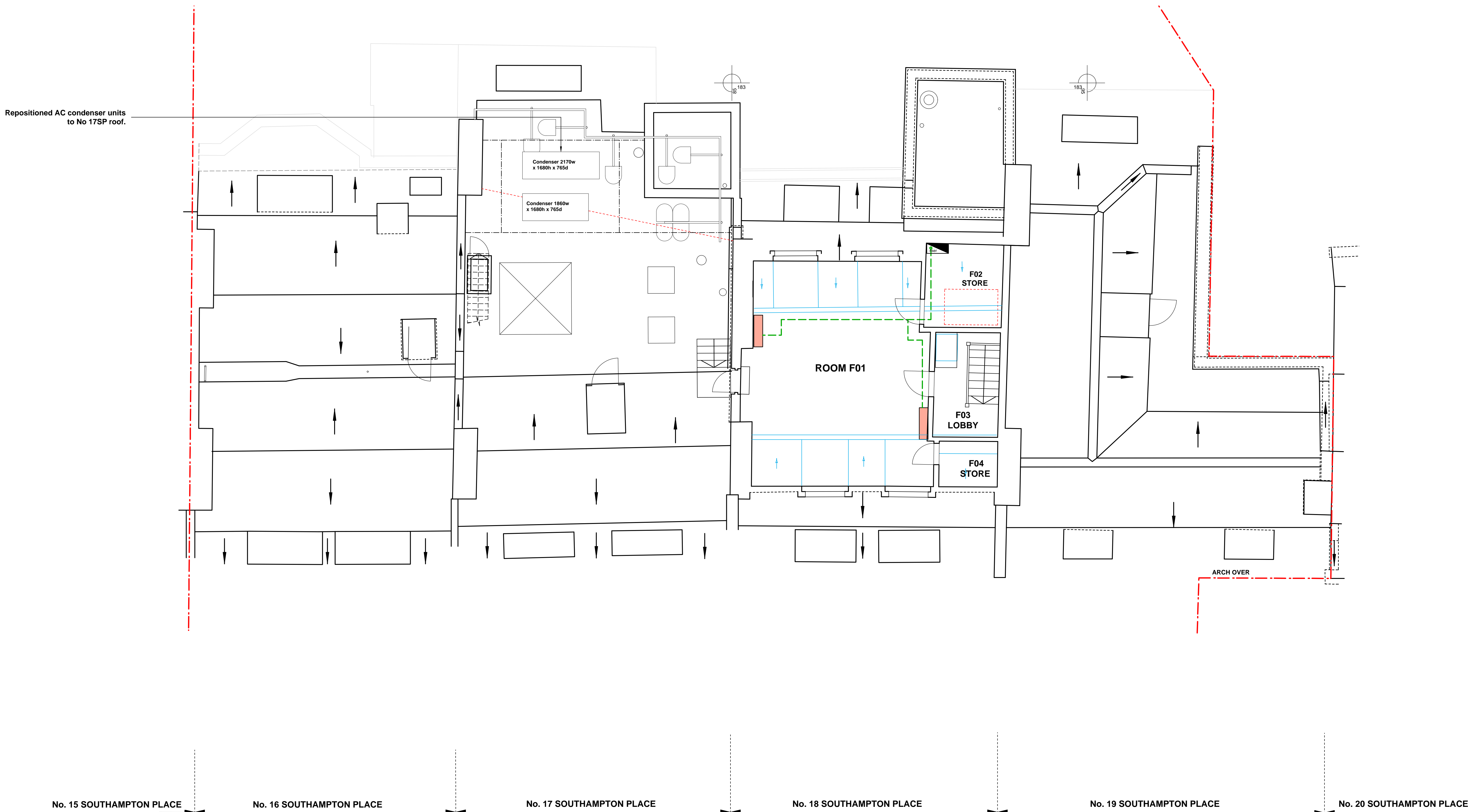
KEY

- Rad** RADIATOR
- WALL MOUNTED AC UNIT (HIGH LEVEL)**
- WALL MOUNTED AC UNIT (HIGH LEVEL, CONCEALED PIPEWORK)**
- FLOOR MOUNTED AC UNIT IN CASING**

EXISTING CEILING FEATURES (CORNICE, BEAM, SKYLIGHT, SLOPED CEILING)

PROPOSED AC PIPE RUNS

REMOVAL OF EXISTING ELEMENTS



01 FOURTH FLOOR AC LAYOUT PLAN
A0493 PROPOSED 1:50

CANAWAY FLEMING ARCHITECTS

Canaway Fleming Architects Ltd
The Dutch House
307-308 High Holborn
London WC1V 7LL
T: 020 7430 2262
F: 020 7430 3274
E: mailbox@canawayfleming.com

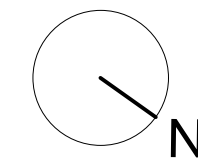
Client Holborn Links Limited.

Project 16-19 Southampton Place, London.

Drawing Title Proposed Fourth Floor AC Layout

Date July 2011 Scale 1:50 @ A0

Project	Origin	No.	Revision
064	A	0493	-
Status	Drawn	Checked	
PLANNING	MN	MC	



Notes
Copyright remains the property of Canaway Fleming Architects and this drawing is not to be used for any purposes without the express permission of the Architect. No implied License is given for its use.

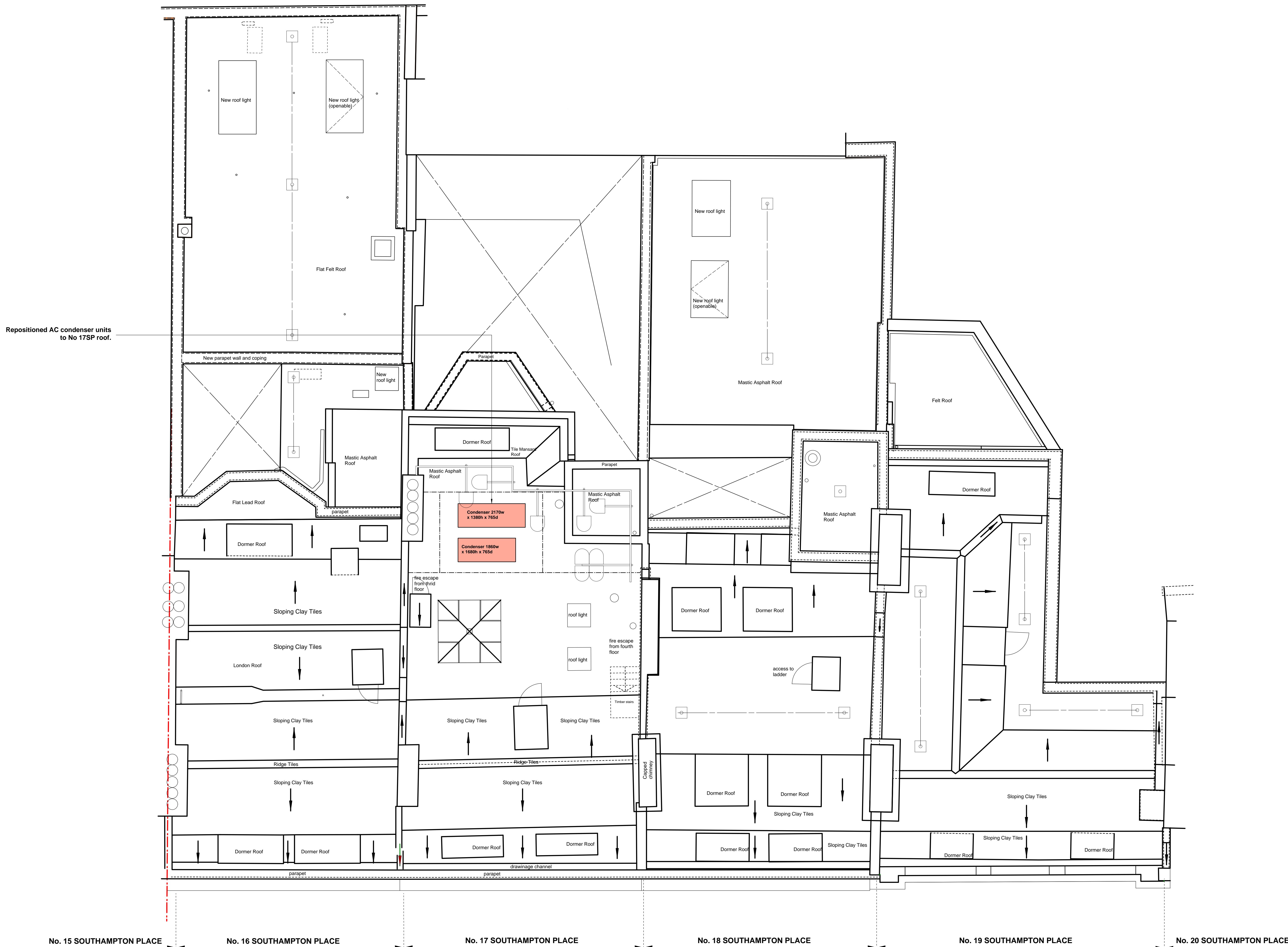
Do not scale from this drawing. All dimensions should be checked on site for accuracy.

Planning
These drawings are for planning and listed building application only and must not be used for any other purpose without the express permission of Canaway Fleming Architects. These are not for detailed construction purposes.

Structural Work
All indications as to structure are for graphic purposes only and must not be relied upon for accuracy in terms of size, detail or position. All structure and temporary propping to be confirmed by a suitably qualified structural engineer before beginning works.

Mechanical & Engineering Work
All indications as to M&E items are for graphic purposes only and must not be relied upon for accuracy in terms of size, detail or position. All M&E items to be confirmed by a suitably qualified M&E engineer before beginning works.

Survey Information
This survey has been carried out and drawn by Plowman Craven in October 2010 to an accuracy consistent with a presentation scale of 1:50.
All levels are in meters, related to Newlyn datum based upon OSBM value situated on NW face of School of Arts and Crafts, Theobalds Road.
The survey grid shown on this drawing uses a local origin and is orientated arbitrarily.
All quoted dimensions are in metres.



Revisions /

CANAWAY FLEMING ARCHITECTS

Canaway Fleming Architects Ltd
The Dutch House
307-308 High Holborn
London WC1V 7LL
T: 020 7430 2262
F: 020 7430 2214
E: mailbox@canawayfleming.com

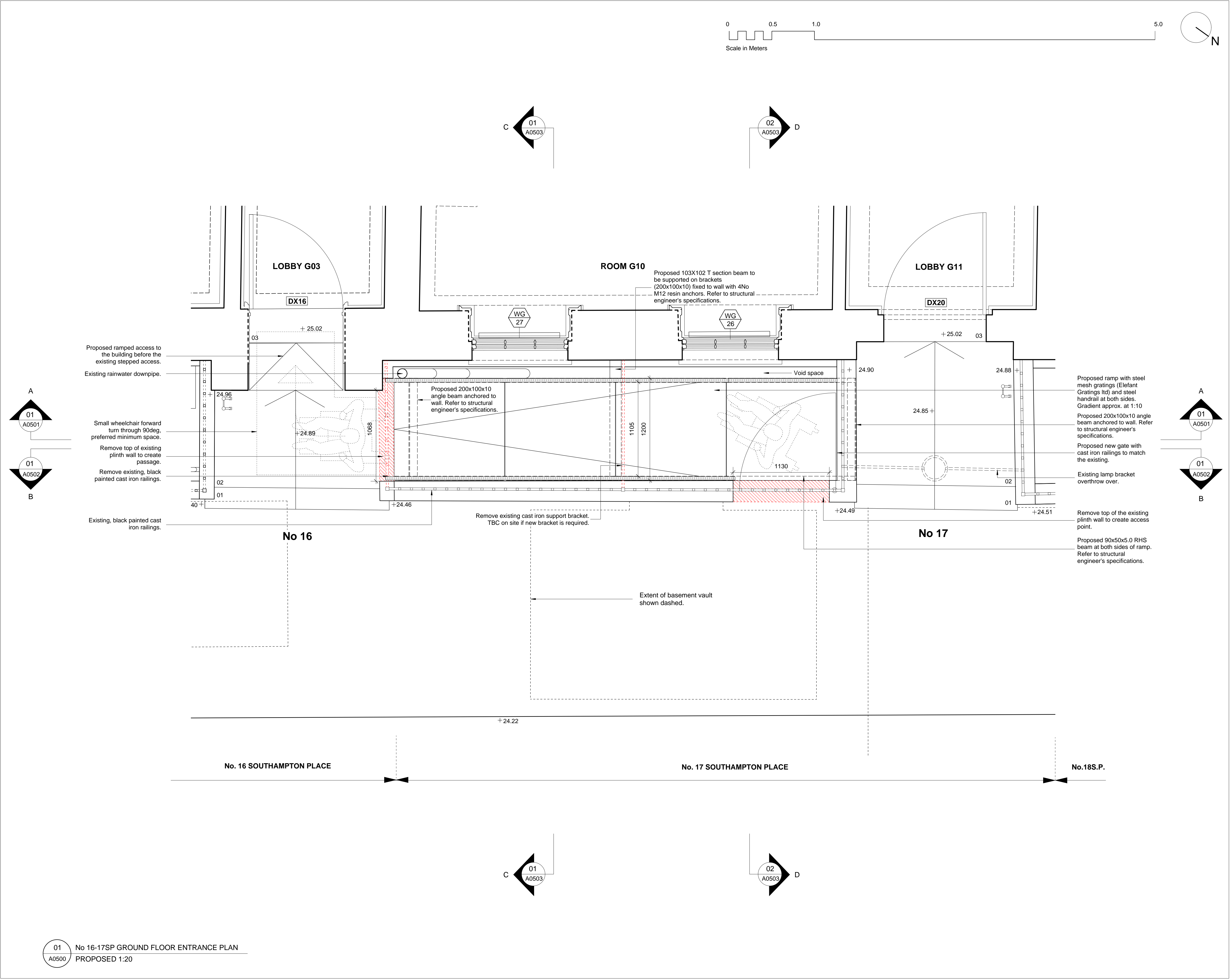
Client Holborn Links Limited.

Project 16-19 Southampton Place, London.

Drawing Title Proposed AC Layout Roof Plan

Date July 2011 Scale 1:50 @ A0

Project	Origin	No.	Revision
064	A	0494	-
Status	Drawn	Checked	
PLANNING	MN	MC	



Notes
Copyright remains the property of Canaway Fleming Architects and this drawing is not to be used for any purposes without the express permission of the Architect. No implied License is given for its use.

Do not scale from this drawing. All dimensions should be checked on site for accuracy.

Planning
These drawings are for planning application and must not be used for any other purpose without the express permission of Canaway Fleming Architects. These are not for detailed construction purposes.

Structural Work
All indications as to structure are for graphic purposes only and must not be relied upon for accuracy in terms of size, detail or position. All structure and temporary propping to be confirmed by a suitably qualified structural engineer before beginning works.

Mechanical & Engineering Work
All indications as to M&E items are for graphic purposes only and must not be relied upon for accuracy in terms of size, detail or position. All M&E items to be confirmed by a suitably qualified M&E engineer before beginning works.

Survey Information
This survey has been carried out and drawn by Plowman Craven in October 2010.

KEY

- Removal of Existing Elements
- D1** Door Reference: (No)
- WB 1** Window Reference: (Level: No)

Revisions

CANAWAY FLEMING ARCHITECTS

Canaway Fleming Architects Ltd
The Dutch House
307 - 308 High Holborn
London WC1V 7LL
T: 020 7430 2262
F: 020 7430 2274
E: mailbox@canawayfleming.com


Client **Holborn Links Limited.**

Project **16-19 Southampton Place, London.**

Drawing Title **Proposed No 16-17SP Ground Floor Entrance Plan**

Date **July 2011** Scale **1:20@A1**

Project	Origin	No.	Revision
064	A	0500	-
Status	Drawn	Checked	
PLANNING	ZS	MC	



FIRST FLOOR
29.15 ▼



Remove existing railings to create passage.
Remove top of existing plinth wall to create access.

GROUND FLOOR
25.03 ▼

Proposed ramped access to building before the existing stepped access.

Proposed 200x100x10 angle beam anchored to wall. Refer to structural engineer's specifications.

Proposed 90x50x5.0 RHS beam at both sides of ramp. Refer to structural engineer's specifications.

Existing Rainwater Downpipe.

BASEMENT
22.18 ▼

Remove existing, black painted cast iron support bracket. TBC on site if new bracket is required.

Proposed 103X102 T section beam to be supported on brackets (200x100x10) fixed to wall with 4No M12 resin anchors. Refer to structural engineer's specifications.

Proposed ramp with steel mesh gratings (Elefant Gratings Ltd) and steel handrail at both sides. Gradient approx. at 1:10
Pavement level line.

Proposed 200x100x10 angle beam anchored to wall. Refer to structural engineer's specifications.

Extent of existing arched masonry shown dashed.

Notes
Copyright remains the property of Canaway Fleming Architects and this drawing is not to be used for any purposes without the express permission of the Architect. No Implied License is given for its use.

Do not scale from this drawing. All dimensions should be checked on site for accuracy.

Planning
These drawings are for planning application and must not be used for any other purpose without the express permission of Canaway Fleming Architects. These are not for detailed construction purposes.

Structural Work
All indications as to structure are for graphic purposes only and must not be relied upon for accuracy in terms of size, detail or position. All structure and temporary propping to be confirmed by a suitably qualified structural engineer before beginning works.

Mechanical & Engineering Work
All indications as to M&E items are for graphic purposes only and must not be relied upon for accuracy in terms of size, detail or position. All M&E items to be confirmed by a suitably qualified M&E engineer before beginning works.

Survey Information
This survey has been carried out and drawn by Plowman Craven in October 2010.

KEY

----- Removal of Existing Elements

D1 Door Reference: (No)

WB 1 Window Reference: (Level: No)

Revisions

CANAWAY FLEMING ARCHITECTS

Canaway Fleming Architects Ltd
The Dutch House
307 - 308 High Holborn
London WC1V 7LL

T: 020 7430 2262
F: 020 7430 2274
E: mailbox@canawayfleming.com


Client Holborn Links Limited.

Project 16-19 Southampton Place, London.

Drawing Title Proposed No 16-17SP Entrance Section A-A

Date July 2011 Scale 1:20@A1

Project	Origin	No.	Revision
064	A	0501	-
Status	Drawn	Checked	
PLANNING	ZS	MC	



Notes
Copyright remains the property of Canaway Fleming Architects and this drawing is not to be used for any purposes without the express permission of the Architect. No implied License is given for its use.

Do not scale from this drawing. All dimensions should be checked on site for accuracy.

Planning
These drawings are for planning application and must not be used for any other purpose without the express permission of Canaway Fleming Architects. These are not for detailed construction purposes.

Structural Work
All indications as to structure are for graphic purposes only and must not be relied upon for accuracy in terms of size, detail or position. All structure and temporary propping to be confirmed by a suitably qualified structural engineer before beginning works.

Mechanical & Engineering Work
All indications as to M&E items are for graphic purposes only and must not be relied upon for accuracy in terms of size, detail or position. All M&E items to be confirmed by a suitably qualified M&E engineer before beginning works.

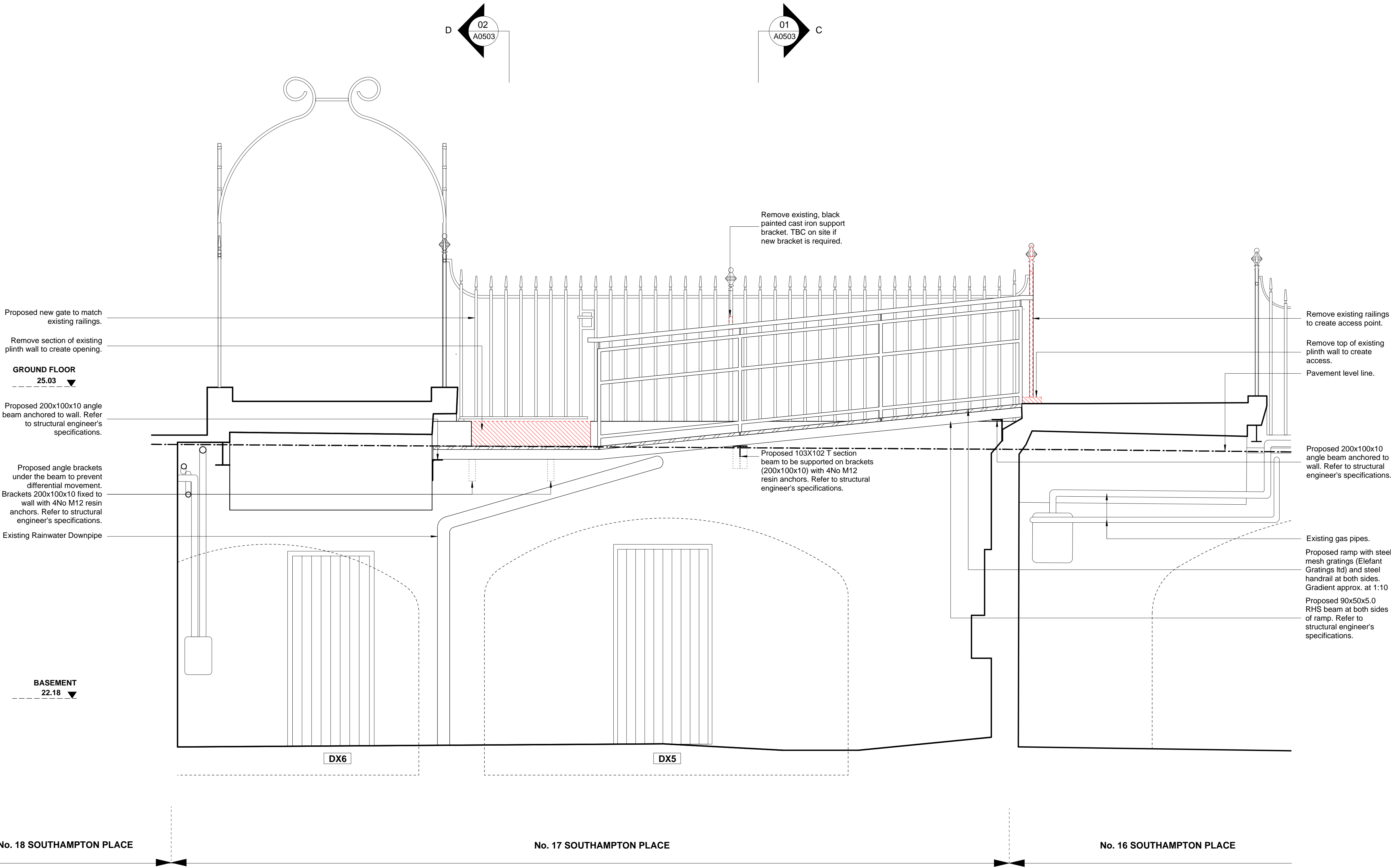
Survey Information
This survey has been carried out and drawn by Plowman Craven in October 2010.

KEY

----- Removal of Existing Elements

D1 Door Reference: (No)

WB 1 Window Reference: (Level: No)



Revisions

CANAWAY FLEMING ARCHITECTS

Canaway Fleming Architects Ltd
The Dutch House
307 - 308 High Holborn
London WC1V 7LL
T: 020 7430 2262
F: 020 7430 2274
E: mailbox@canawayfleming.com

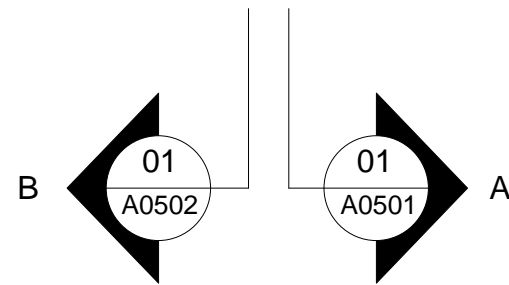
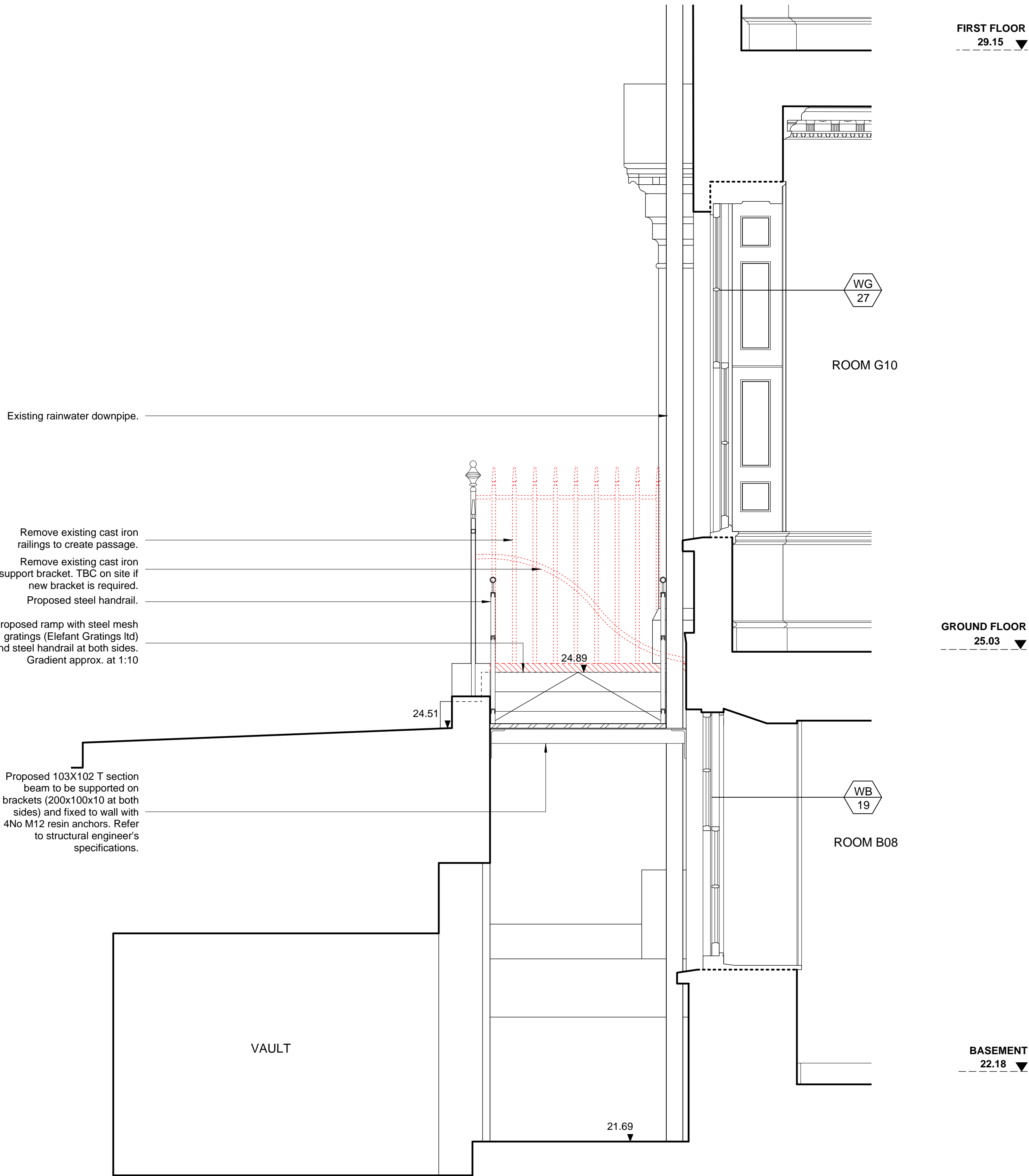
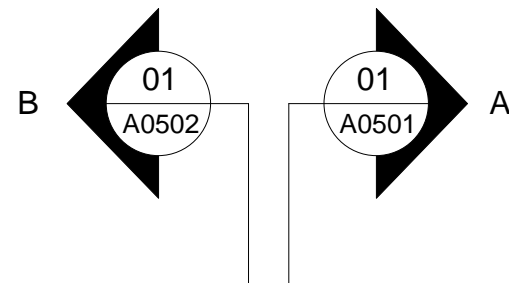
Client Holborn Links Limited.

Project 16-19 Southampton Place, London.

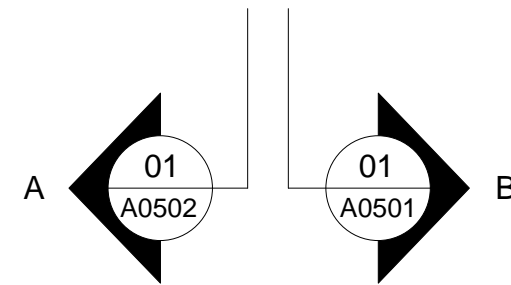
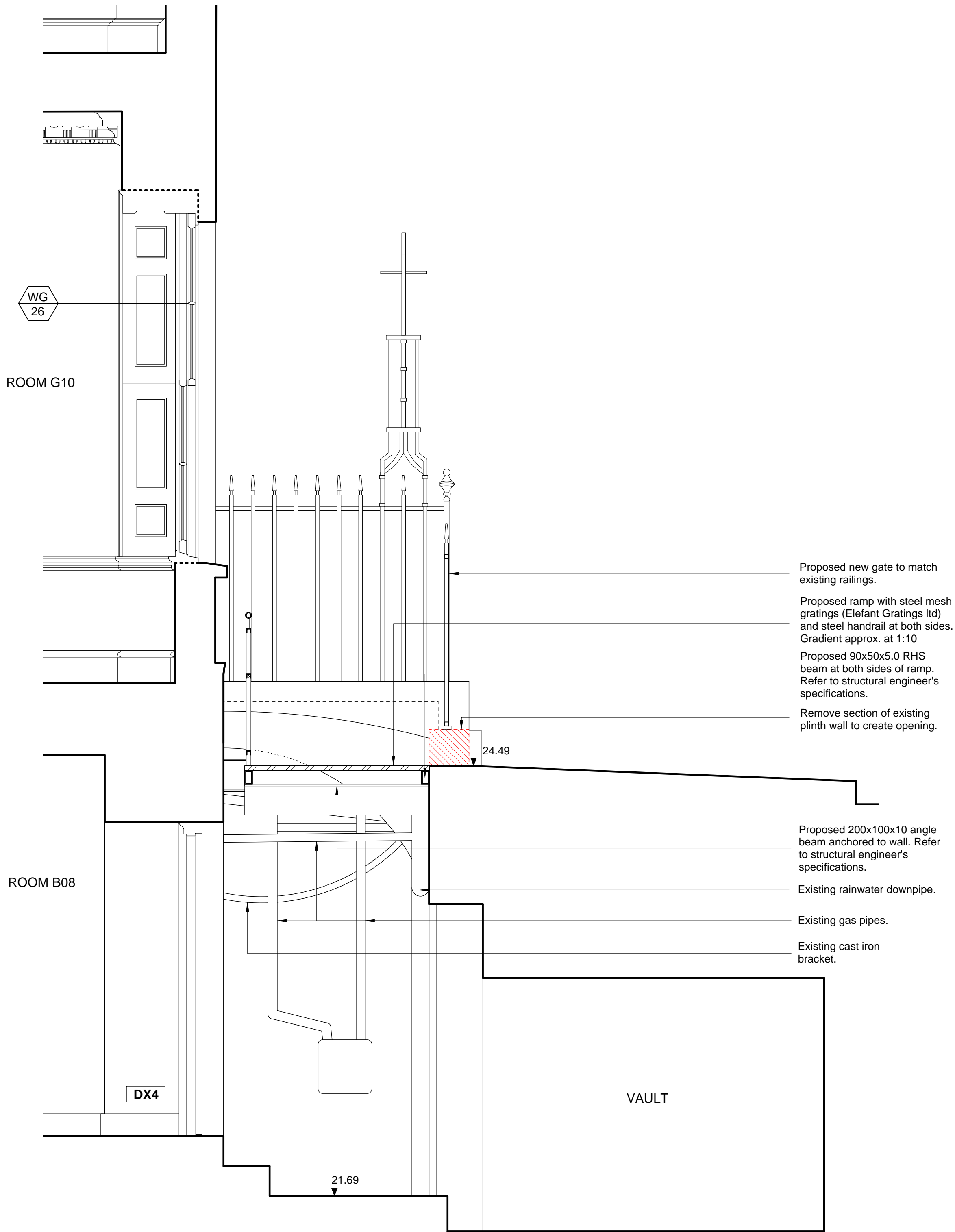
Drawing Title Proposed No 16-17SP Entrance Section B-B

Date July 2011 Scale 1:20@A1

Project	Origin	No.	Revision
064	A	0502	-
Status	Drawn	Checked	
PLANNING	ZS	MC	



01 GROUND FLOOR ENTRANCE, SECTION C-C @ No17SP
A0503 PROPOSED 1:20@A1



02 GROUND FLOOR ENTRANCE SECTION D-D @ No17SP
A0503 PROPOSED 1:20@A1

Notes
Copyright remains the property of Canaway Fleming Architects and this drawing is not to be used for any purposes without the express permission of the Architect. No implied License is given for its use.

Do not scale from this drawing. All dimensions should be checked on site for accuracy.

Planning
These drawings are for planning and listed building application only and must not be used for any other purpose without the express permission of Canaway Fleming Architects.
These are not for detailed construction purposes.

Structural Work
All indications as to structure are for graphic purposes only and must not be relied upon for accuracy in terms of size, detail or position. All structure and temporary propping to be confirmed by a suitably qualified structural engineer before beginning works.

Mechanical & Engineering Work
All indications as to M&E items are for graphic purposes only and must not be relied upon for accuracy in terms of size, detail or position. All M&E items to be confirmed by a suitably qualified M&E engineer before beginning works.

Survey Information
This survey has been carried out and drawn by Plowman Craven in October 2010 to an accuracy consistent with a presentation scale of 1:50.
All levels are in meters, related to Newlyn datum based upon OSBM value situated on NW face of School of Arts and Crafts, Theobalds Road.
The survey grid shown on this drawing uses a local origin and is orientated arbitrarily.
All quoted dimensions are in metres.

KEY

----- Removal of Existing Elements

D1 Door Reference: (No)

WB 1 Window Reference: (Level: No)

Revisions

CANAWAY FLEMING ARCHITECTS

Canaway Fleming Architects Ltd
The Dutch House
307 - 308 High Holborn
London WC1V 7LL
T: 020 7430 2262
F: 020 7430 2274
E: mailbox@canawayfleming.com

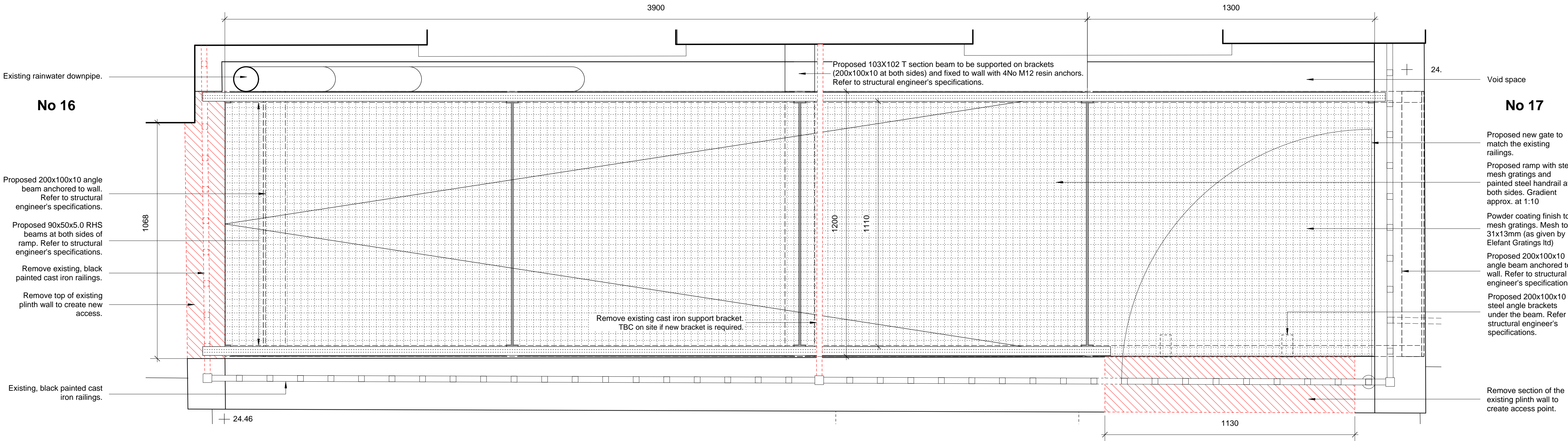
Client Holborn Links Limited.

Project 16-19 Southampton Place, London.

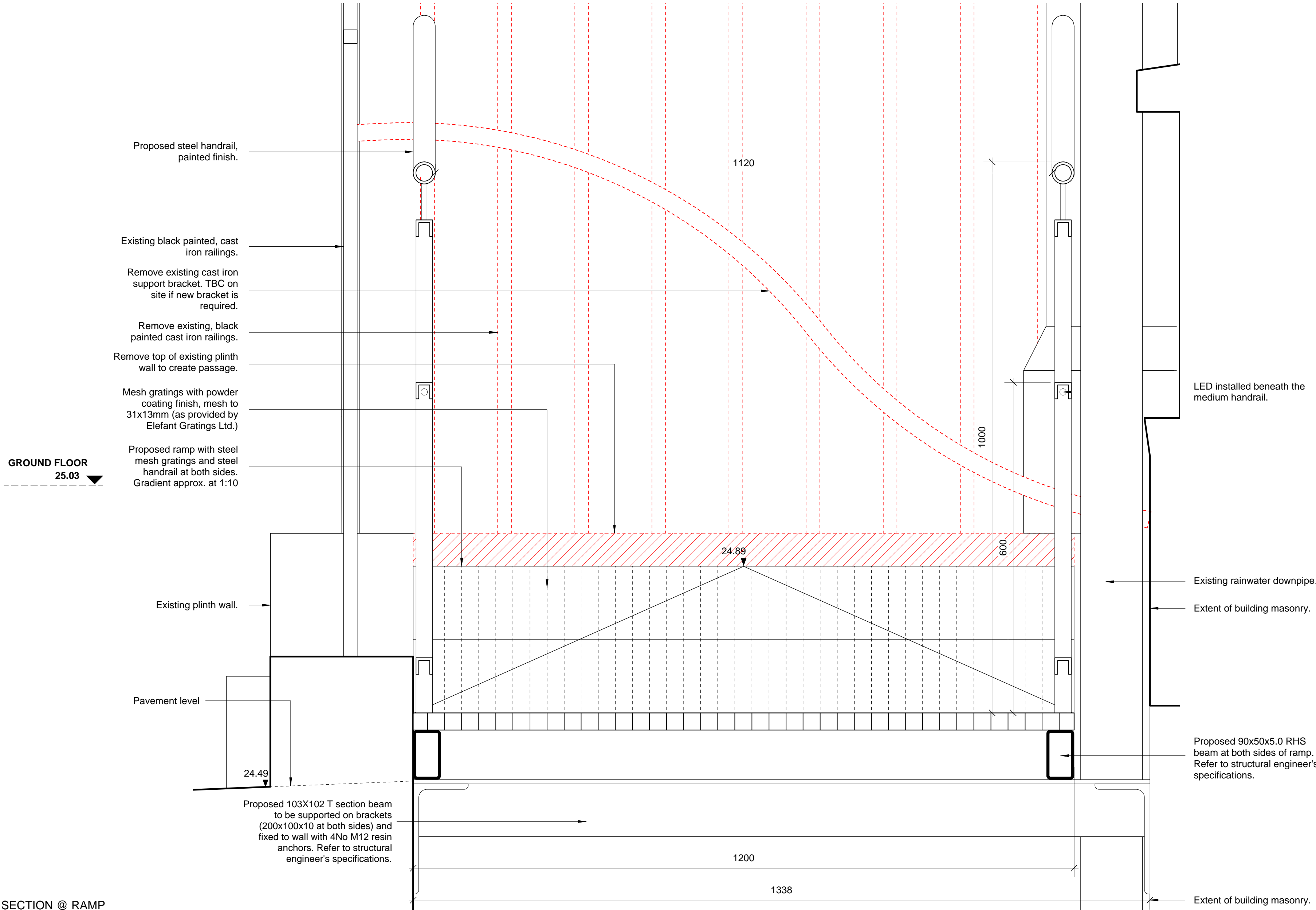
Drawing Title Proposed No16-17SP Ground Floor Entrance Sections C-C, D-D

Date July 2011 Scale 1:20@A1

Project	Origin	No.	Revision
064	A	0503	-
Status	Drawn	Checked	
Planning	ZS	MC	



01 GROUND FLOOR RAMP PLAN
A0504 PROPOSED 1:10



02 CROSS SECTION @ RAMP
A0504 PROPOSED 1:5

Notes
Copyright remains the property of Canaway Fleming Architects and this drawing is not to be used for any purposes without the express permission of the Architect. No implied License is given for its use.

Do not scale from this drawing. All dimensions should be checked on site for accuracy.

Planning
These drawings are for planning application and must not be used for any other purpose without the express permission of Canaway Fleming Architects. These are not for detailed construction purposes.

Structural Work
All indications as to structure are for graphic purposes only and must not be relied upon for accuracy in terms of size, detail or position. All structure and temporary propping to be confirmed by a suitably qualified structural engineer before beginning works.

Mechanical & Engineering Work
All indications as to M&E items are for graphic purposes only and must not be relied upon for accuracy in terms of size, detail or position. All M&E items to be confirmed by a suitably qualified M&E engineer before beginning works.

Survey Information
This survey has been carried out and drawn by Plowman Craven in October 2010.

KEY
----- Removal of Existing Elements

Revisions

CANAWAY FLEMING ARCHITECTS

Canaway Fleming Architects Ltd
The Dutch House
307 - 308 High Holborn
London WC1V 7LL
T: 020 7430 2262
F: 020 7430 2274
E: mailbox@canawayfleming.com

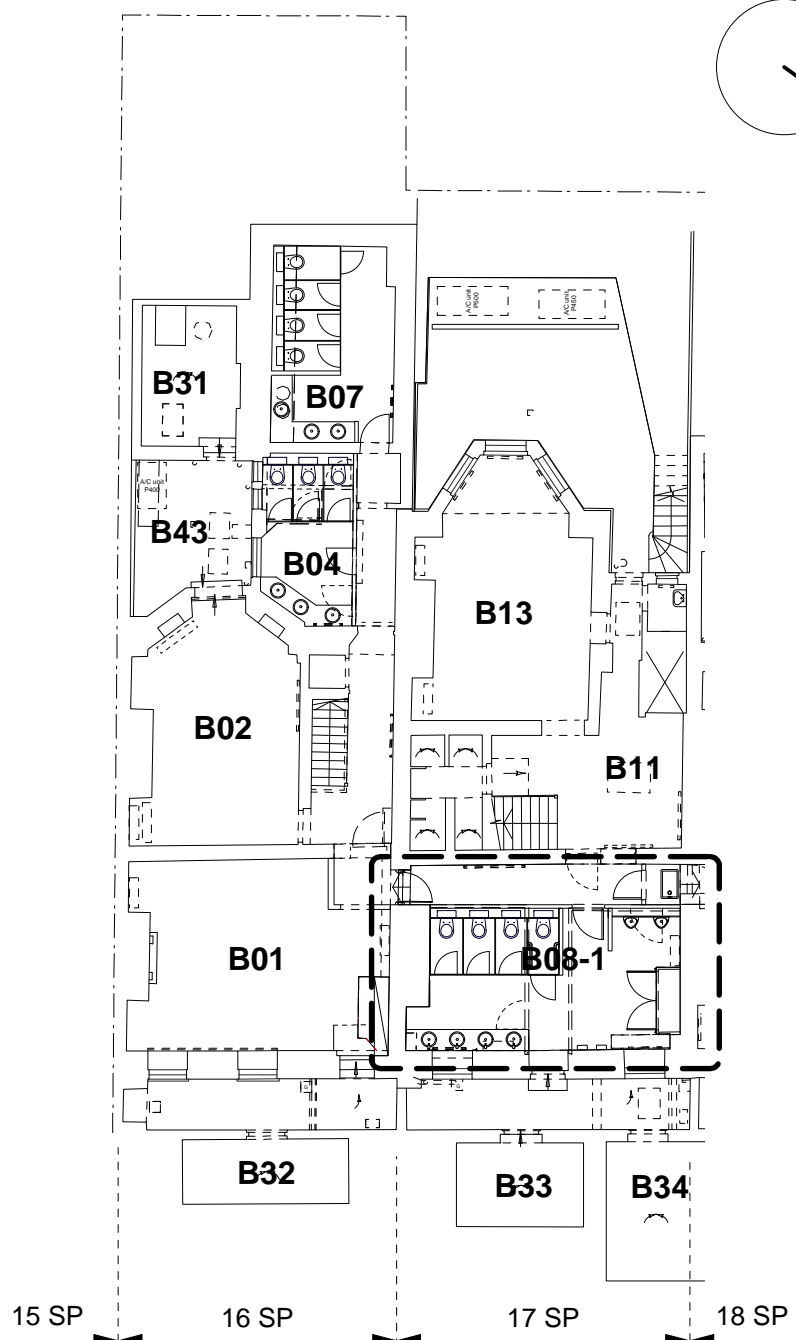
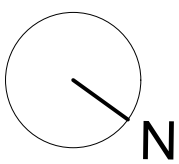
Client Holborn Links Limited.

Project 16-19 Southampton Place, London.

Drawing Title Proposed No 17SP Ramp Details

Date July 2011 Scale 1:10/1:5@A1

Project	Origin	No.	Revision
064	A	0504	-
Status	Drawn	Checked	
PLANNING	ZS	MC	



BASEMENT FLOOR REFERENCE PLAN

Notes
Copyright remains the property of Canaway Fleming Architects and this drawing is not to be used for any purposes without the express permission of the Architect. No implied License is given for its use.

Do not scale from this drawing. All dimensions should be checked on site for accuracy.

Planning
These drawings are for planning application and must not be used for any other purpose without the express permission of Canaway Fleming Architects. These are not for detailed construction purposes.

Structural Work
All indications as to structure are for graphic purposes only and must not be relied upon for accuracy in terms of size, detail or position. All structure and temporary propping to be confirmed by a suitably qualified structural engineer before beginning works.

Mechanical & Engineering Work
All indications as to M&E items are for graphic purposes only and must not be relied upon for accuracy in terms of size, detail or position. All M&E items to be confirmed by a suitably qualified M&E engineer before beginning works.

Survey Information
This survey has been carried out and drawn by Plowman Craven in October 2010.

KEY

- | | |
|----------|---|
| CO: None | Cornice Type: (No.) |
| DR: None | Dado Type: (No.) |
| SK: 000 | Skirting Type: (No.) |
| AR: 000 | Architrave Type: (No.) |
| D1 | Door Reference: (No) |
| DN1 | New/Replacement Door Reference: (No) |
| WB 1 | Window Reference: (Level: No) |
| WB N1 | New/Replacement Window Reference: (Level: No) |
| | Denotes areas of fabric damaged by water ingress. |
| | Denotes areas of ceiling damaged by water ingress. |
| | Denotes approximate location of cracks |
| | Denotes removal of existing elements |
| | Removal of existing elements as currently approved (application ref.: 2011/1073/P, 2011/1075/L) |

Refer to drawing 064/A/0425 for architectural details (types)

Revisions

CANAWAY FLEMING ARCHITECTS

Canaway Fleming Architects Ltd
The Dutch House
307 - 308 High Holborn
London WC1V 7LL
T: 020 7430 2262
F: 020 7430 2274
E: mailbox@canawayfleming.com

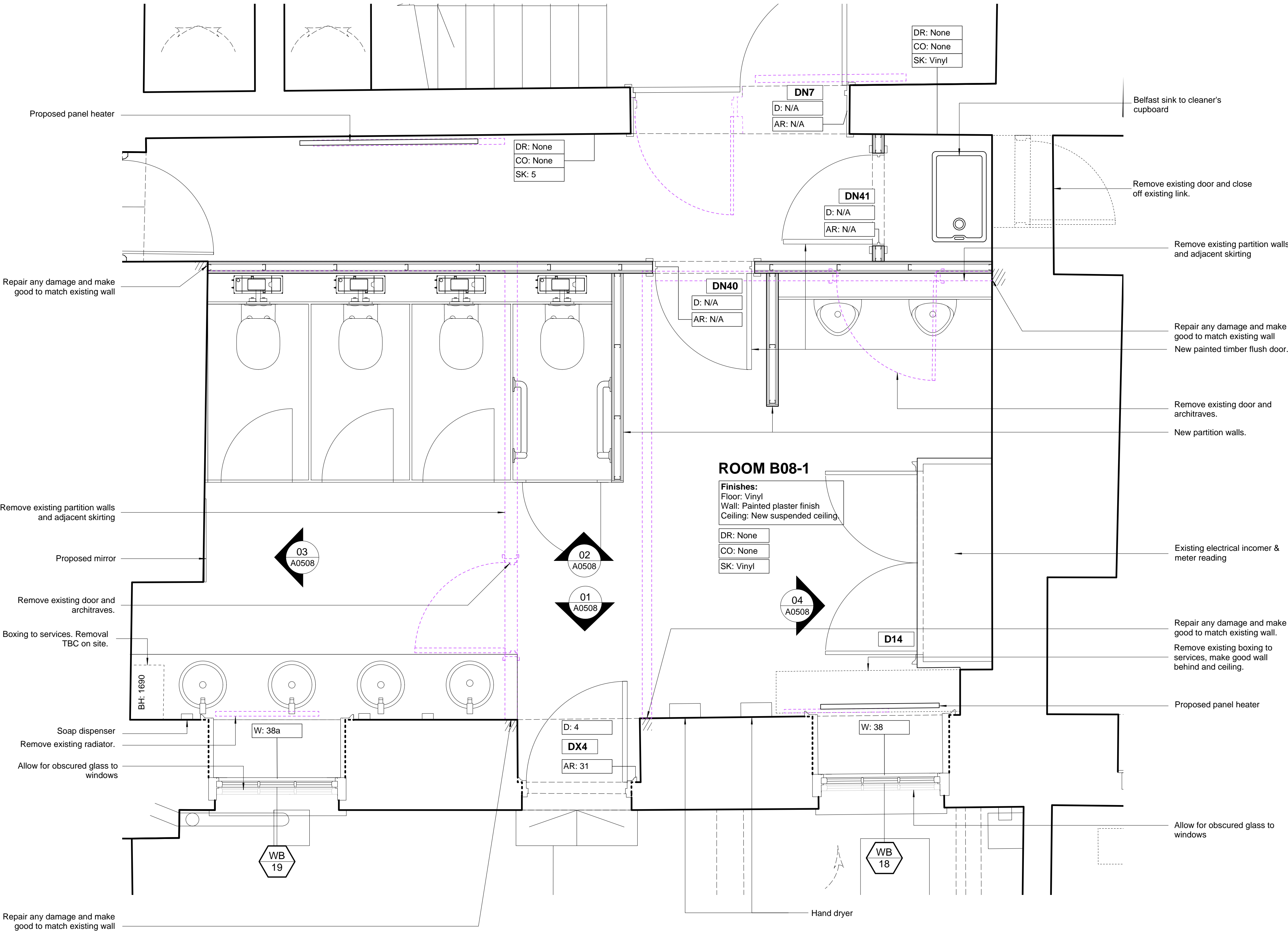
Client Holborn Links Limited.

Project 16-19 Southampton Place, London.

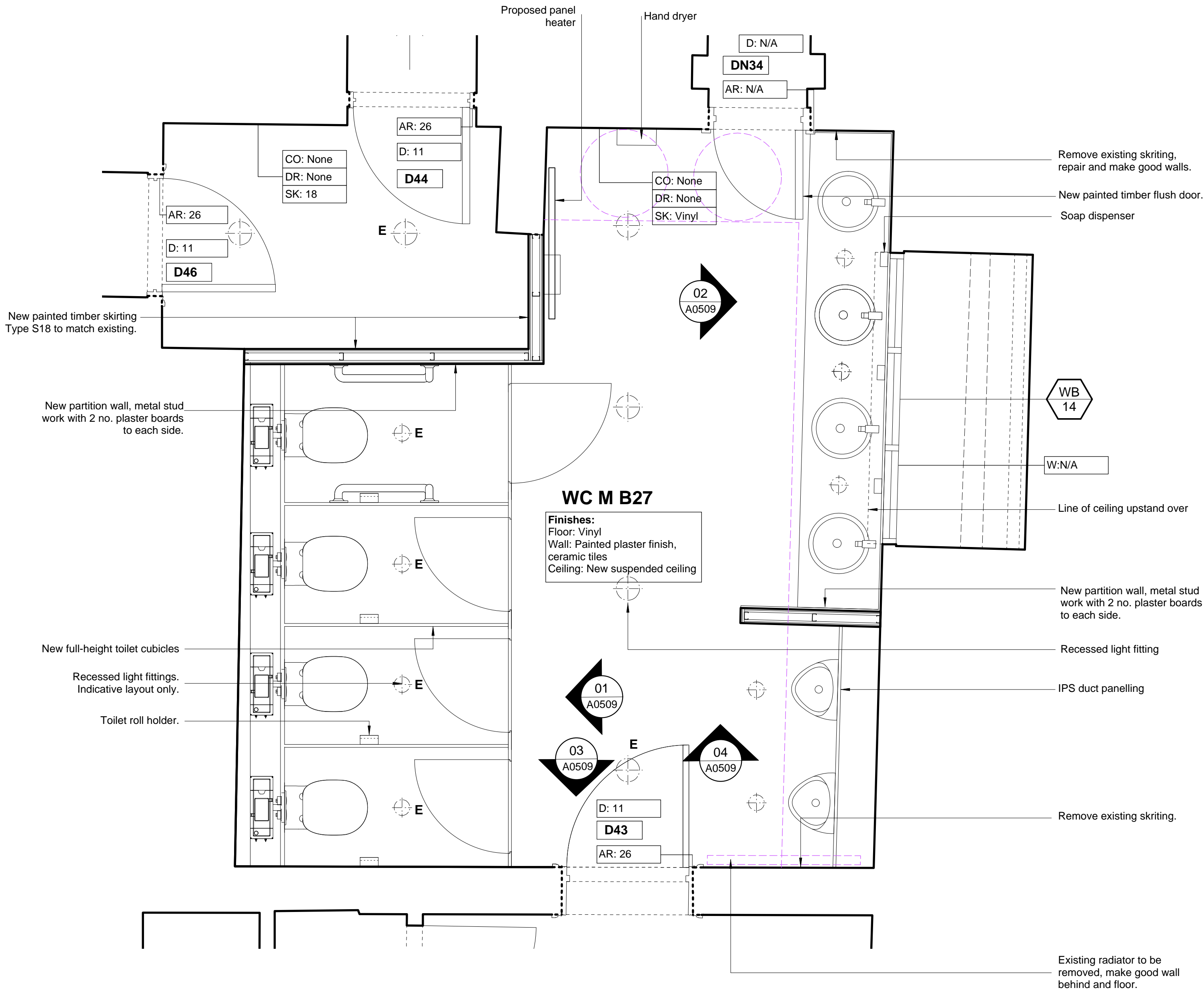
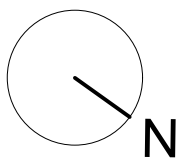
Drawing Title No.17 SP
Proposed Basement Plan
WC B08-1

Date July 2011 Scale 1:20@A1

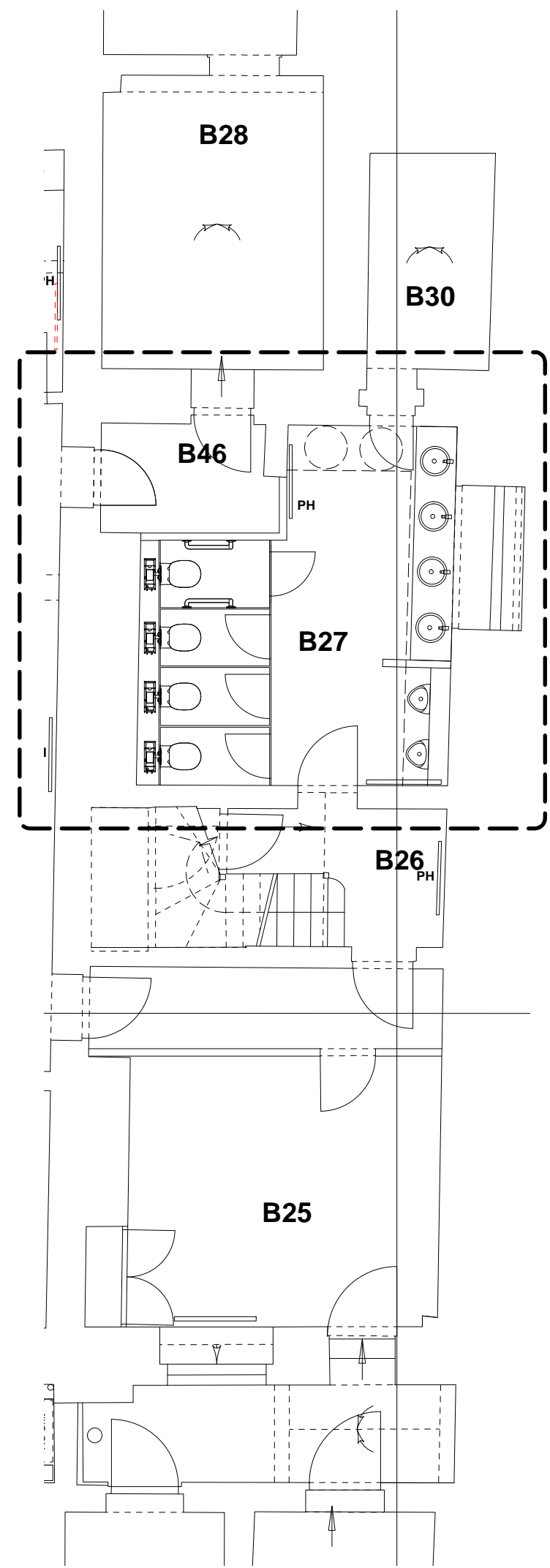
Project	Origin	No.	Revision
064	A	0505	-
Status	Drawn	Checked	
PLANNING	MN	MC	



01 NO.17 SP BASEMENT FLOOR PLAN ROOM B08-1
A0505 PROPOSED 1:20



01 A0506 NO.19 SP BASEMENT FLOOR PLAN WC M B27 PROPOSED 1:20



NO.19 SP BASEMENT FLOOR REFERENCE PLAN

Notes
Copyright remains the property of Canaway Fleming Architects and this drawing is not to be used for any purposes without the express permission of the Architect. No implied License is given for its use.

Do not scale from this drawing. All dimensions should be checked on site for accuracy.

Planning
These drawings are for planning application and must not be used for any other purpose without the express permission of Canaway Fleming Architects. These are not for detailed construction purposes.

Structural Work
All indications as to structure are for graphic purposes only and must not be relied upon for accuracy in terms of size, detail or position. All structure and temporary propping to be confirmed by a suitably qualified structural engineer before beginning works.

Mechanical & Engineering Work
All indications as to M&E items are for graphic purposes only and must not be relied upon for accuracy in terms of size, detail or position. All M&E items to be confirmed by a suitably qualified M&E engineer before beginning works.

Survey Information
This survey has been carried out and drawn by Plowman Craven in October 2010.

- KEY
- | | |
|----------|---|
| CO: None | Comice Type: (No.) |
| DR: None | Dado Type: (No.) |
| SK: 000 | Skirting Type: (No.) |
| AR: 000 | Architrave Type: (No.) |
| D1 | Door Reference: (No) |
| DN1 | New/Replacement Door Reference: (No) |
| WB 1 | Window Reference: (Level: No) |
| WB N1 | New/Replacement Window Reference: (Level: No) |
| | Denotes areas of fabric damaged by water ingress. |
| | Denotes areas of ceiling damaged by water ingress. |
| | Denotes approximate location of cracks |
| | Denotes removal of existing elements |
| | Removal of existing elements as currently approved (application ref.: 2011/1073/P, 2011/1075/L) |

Refer to drawing 064/A/0425 for architectural details (types)

Revisions

CANAWAY FLEMING ARCHITECTS

Canaway Fleming Architects Ltd
The Dutch House
307 - 308 High Holborn
London WC1V 7LL
T: 020 7430 2262
F: 020 7430 2274
E: mailbox@canawayfleming.com

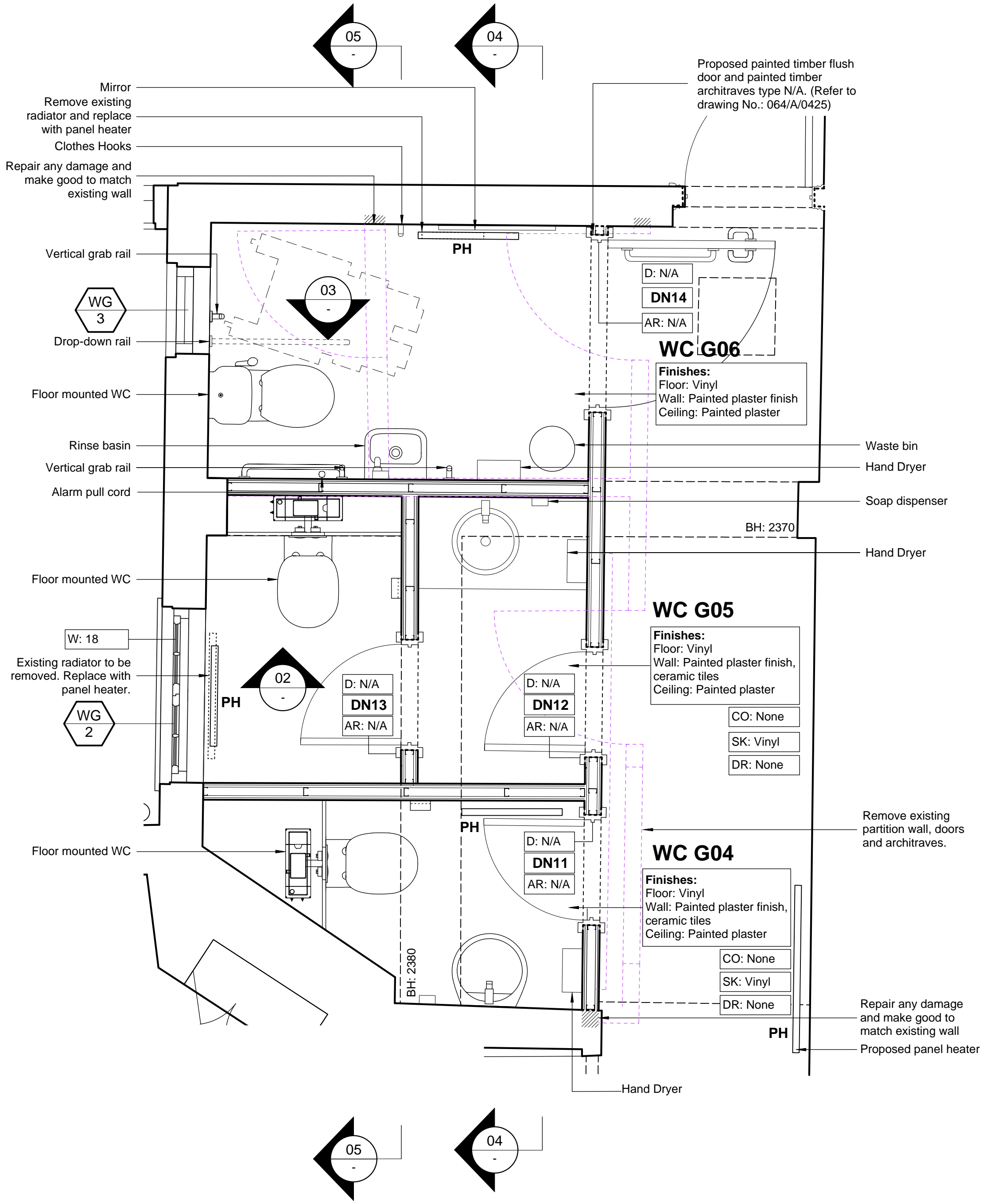
Client Holborn Links Limited.

Project 16-19 Southampton Place

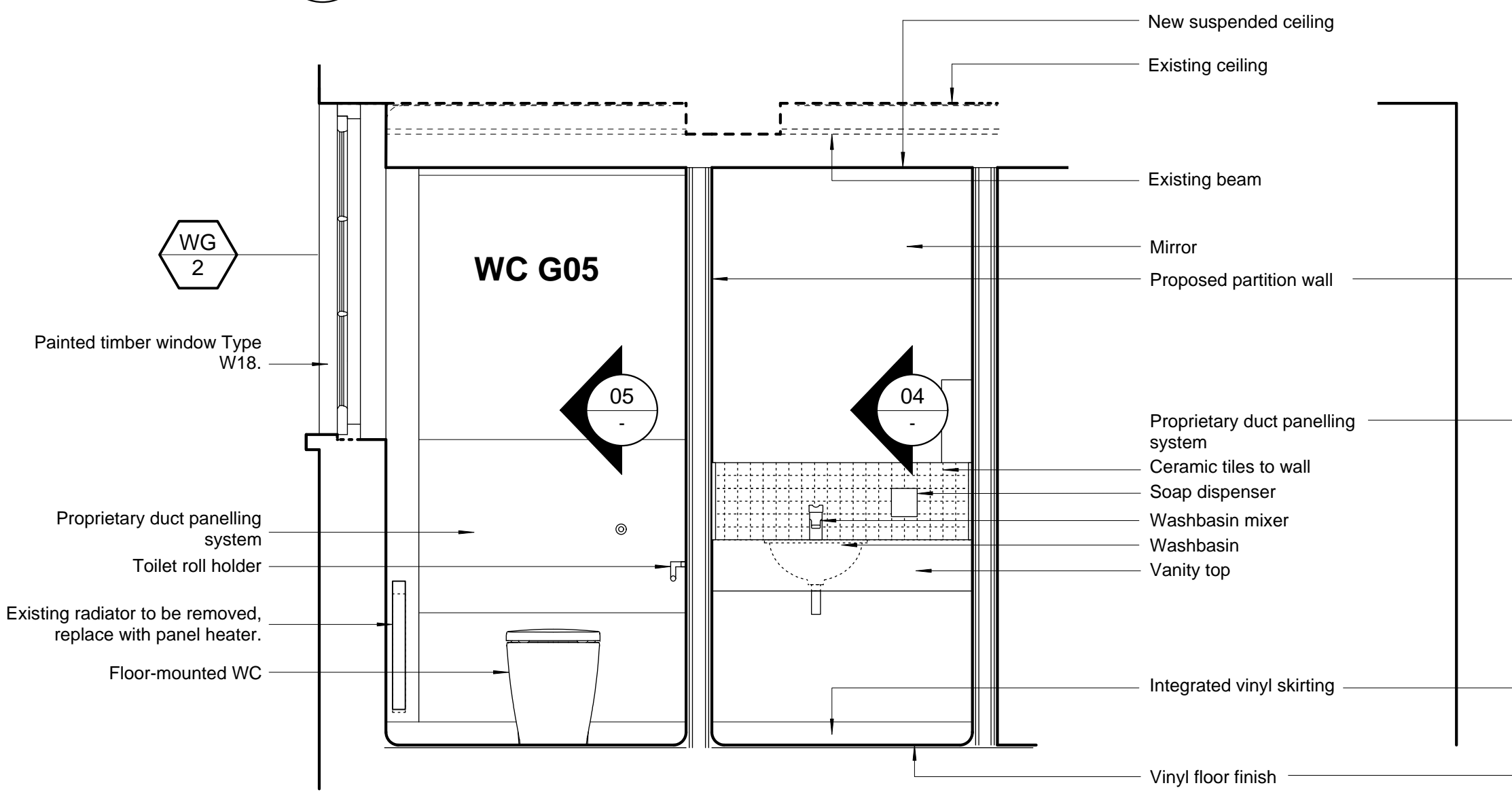
Drawing Title No.19 SP Proposed Basement Floor Plan WC B27

Date Aug 2011 Scale 1:20@A1

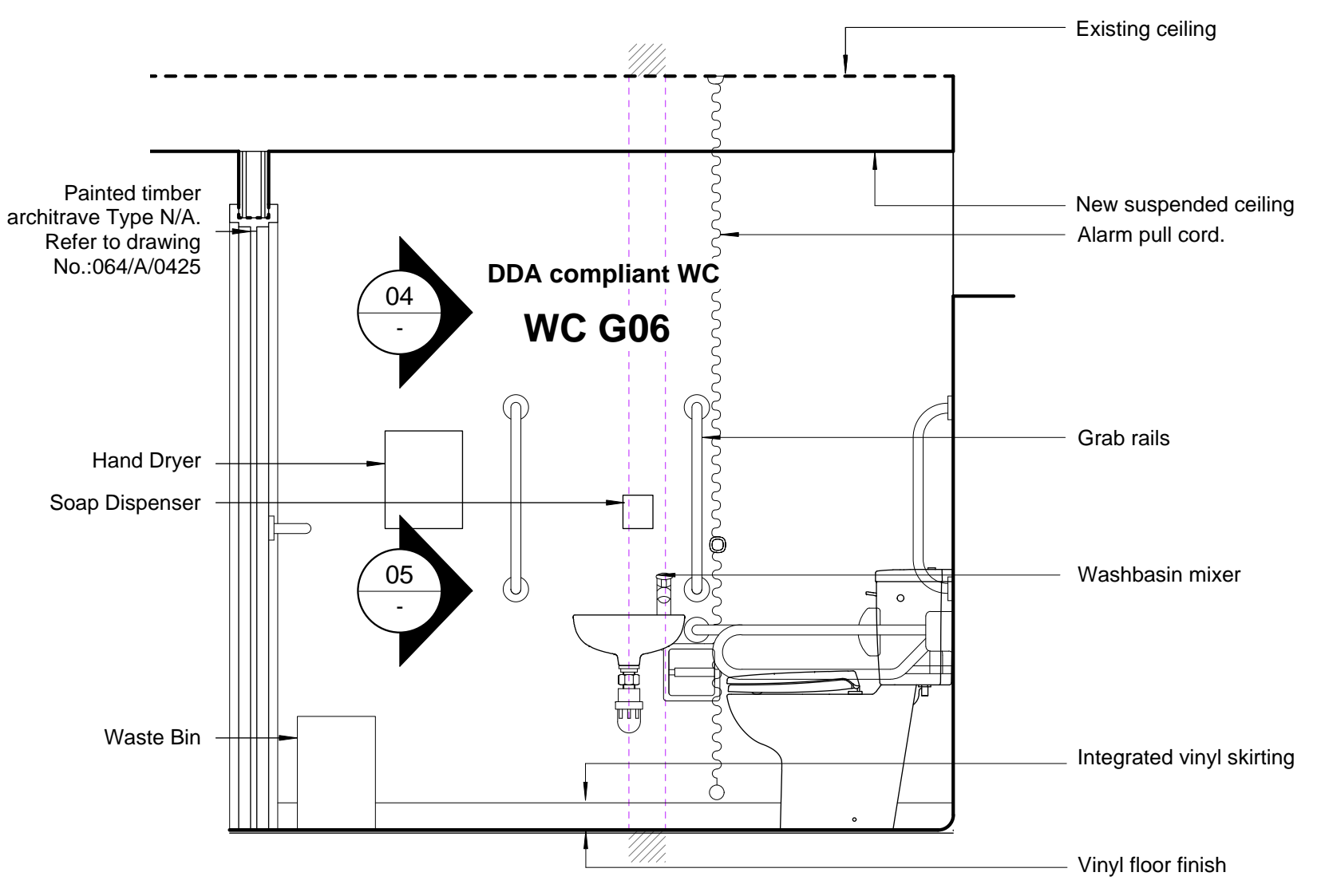
Project	Origin	No.	Revision
064	A	0506	-
Status	Drawn	Checked	
PLANNING	ZS	MC	



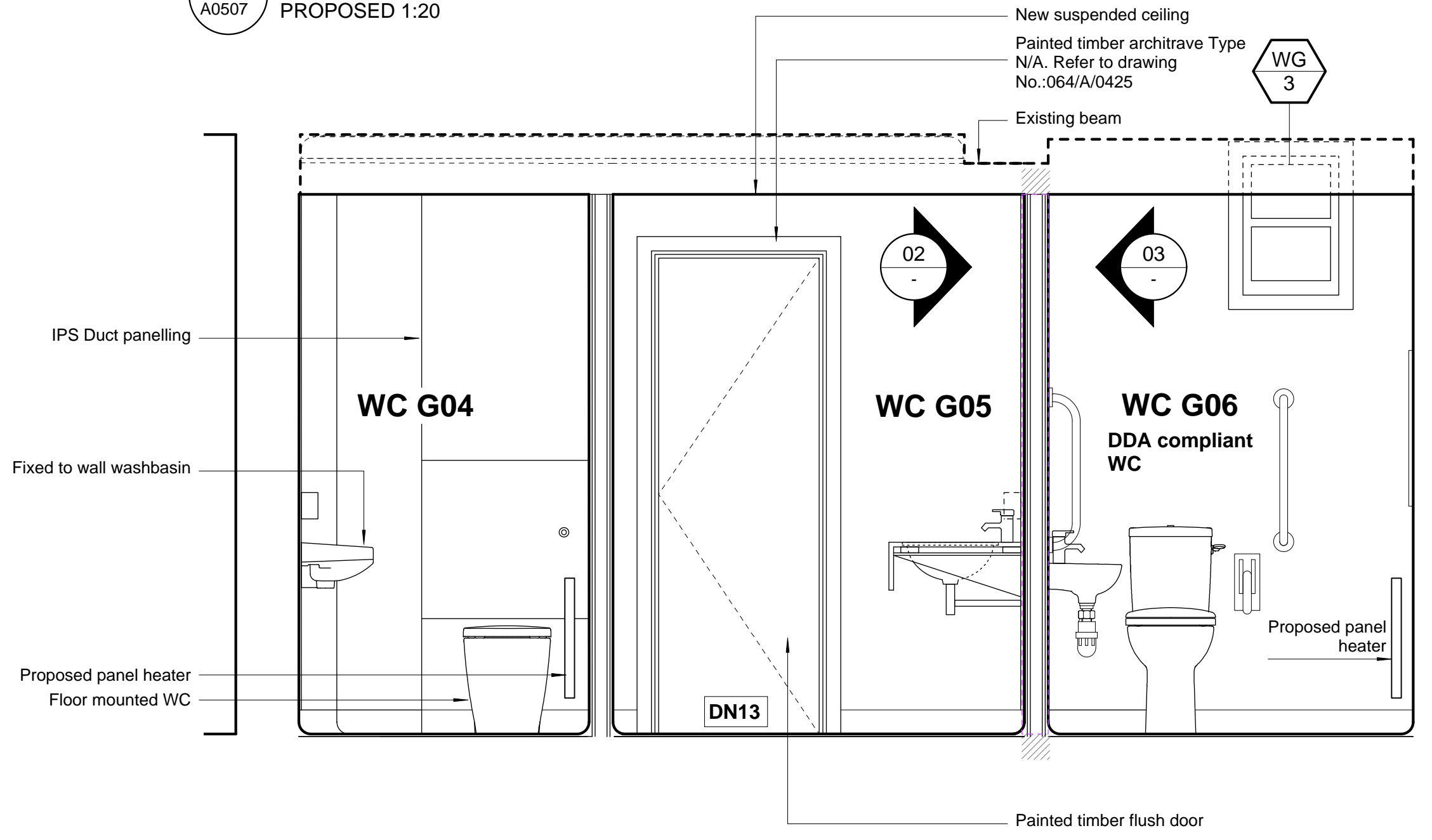
01 NO.16 SP GROUND FLOOR PLAN WC G04, G05, G06
A0507 PROPOSED 1:20



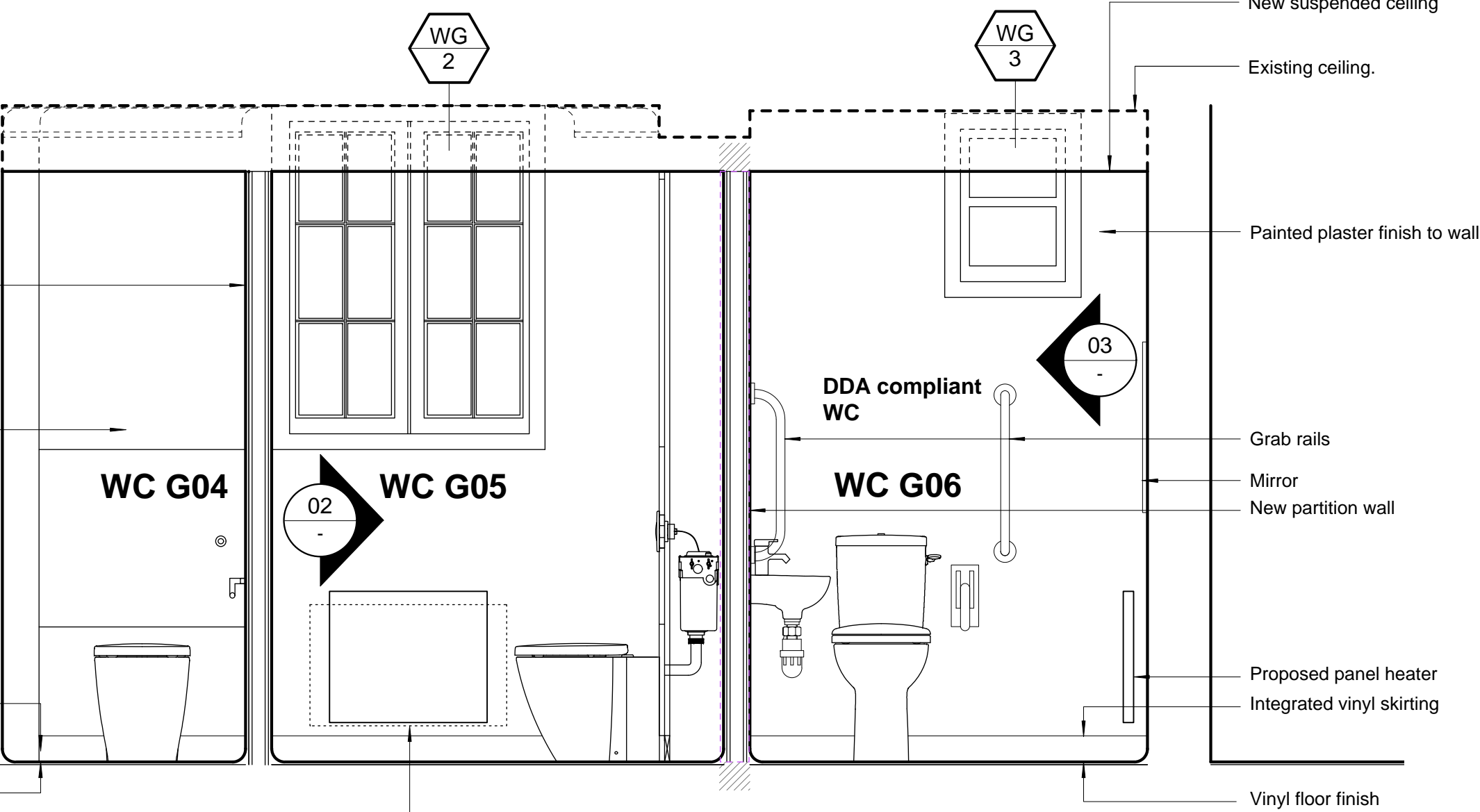
02 NO.16 SP GROUND FLOOR ELEVATION WC G05
A0507 PROPOSED 1:20



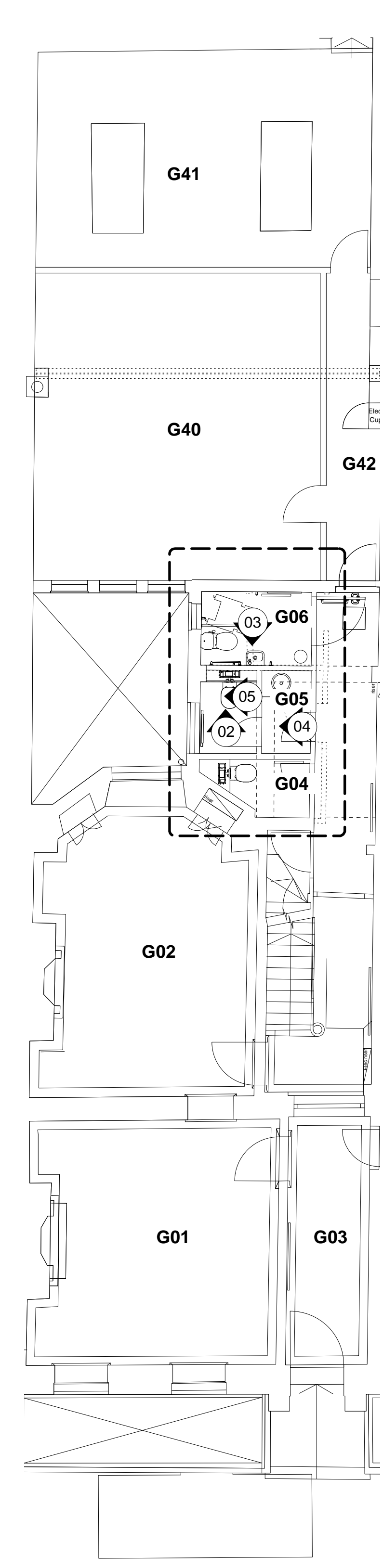
03 NO.16 SP GROUND FLOOR ELEVATION WC G06
A0507 PROPOSED 1:20



04 NO.16 SP GROUND FLOOR ELEVATION WC G04, G05, G06
A0507 PROPOSED 1:20



05 NO.16 SP GROUND FLOOR ELEVATION WC G04, G05, G06
A0507 PROPOSED 1:20



NO.16 SP GROUND FLOOR REFERENCE PLAN



Notes
Copyright remains the property of Canaway Fleming Architects and this drawing is not to be used for any purposes without the express permission of the Architect. No implied License is given for its use.

Do not scale from this drawing. All dimensions should be checked on site for accuracy.

Planning
These drawings are for planning application and must not be used for any other purpose without the express permission of Canaway Fleming Architects. These are not for detailed construction purposes.

Structural Work
All indications as to structure are for graphic purposes only and must not be relied upon for accuracy in terms of size, detail or position. All structure and temporary propping to be confirmed by a suitably qualified structural engineer before beginning works.

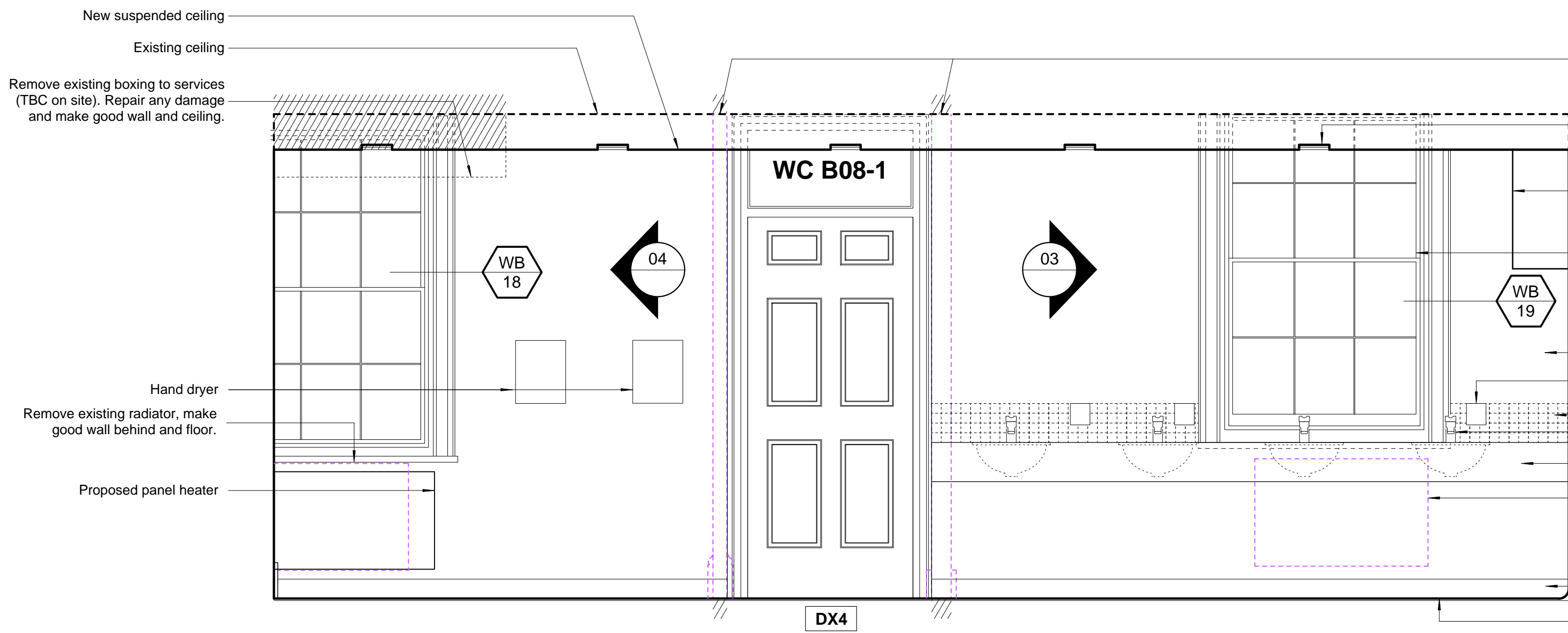
Mechanical & Engineering Work
All indications as to M&E items are for graphic purposes only and must not be relied upon for accuracy in terms of size, detail or position. All M&E items to be confirmed by a suitably qualified M&E engineer before beginning works.

Survey Information
This survey has been carried out and drawn by Plowman Craven in October 2010.

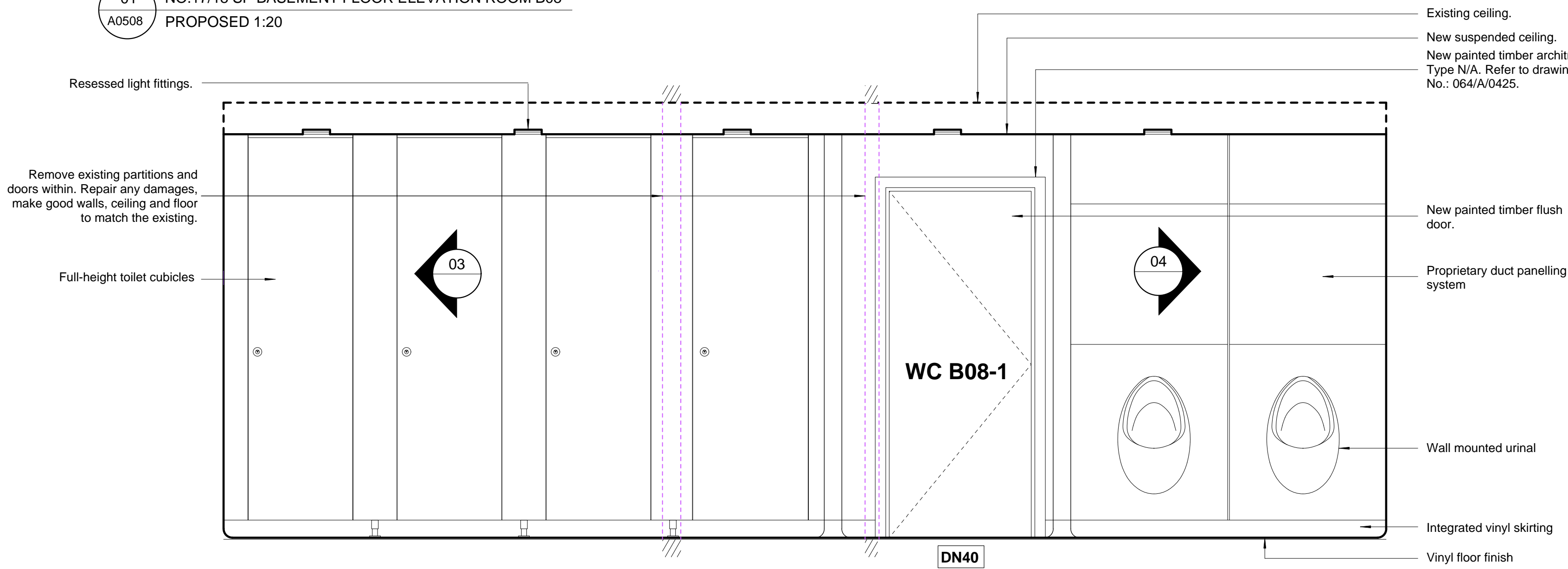
KEY	
CO: None	Cornice Type: (No.)
DR: None	Dado Type: (No.)
SK: 000	Skirting Type: (No.)
AR: 000	Architrave Type: (No.)
D1	Door Reference: (No)
DN1	New/Replacement Door Reference: (No)
WB 1	Window Reference: (Level: No)
WB N1	New/Replacement Window Reference: (Level: No)
Removal of existing elements as currently approved (application ref.: 2011/1073/P, 2011/1075/L)	

Refer to drawing 064/A/0425 for architectural details (types)

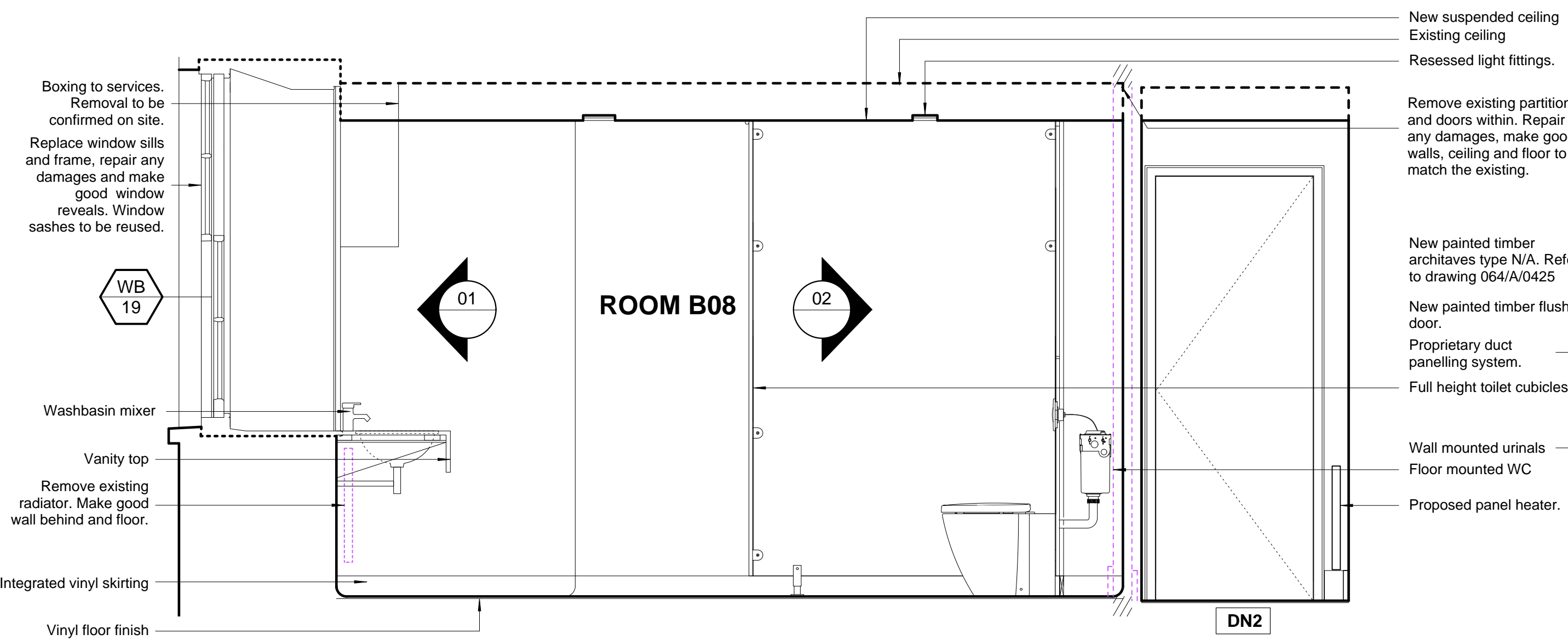
Revisions			
CANAWAY FLEMING ARCHITECTS			
Canaway Fleming Architects Ltd The Dutch House 307 - 308 High Holborn London WC1V 7LL T: 020 7430 2262 F: 020 7430 2274 E: mailbox@canawayfleming.com			
Client	Holborn Links Limited.		
Project	16-19 Southampton Place		
Drawing Title	No.16 SP Proposed WC G04, G05, G06 Details		
Date	July 2011	Scale	1:20@A1
Project	064	Origin	A
Status	PLANNING	No.	0507
		Revision	-
Drawn	ZS	Checked	MC



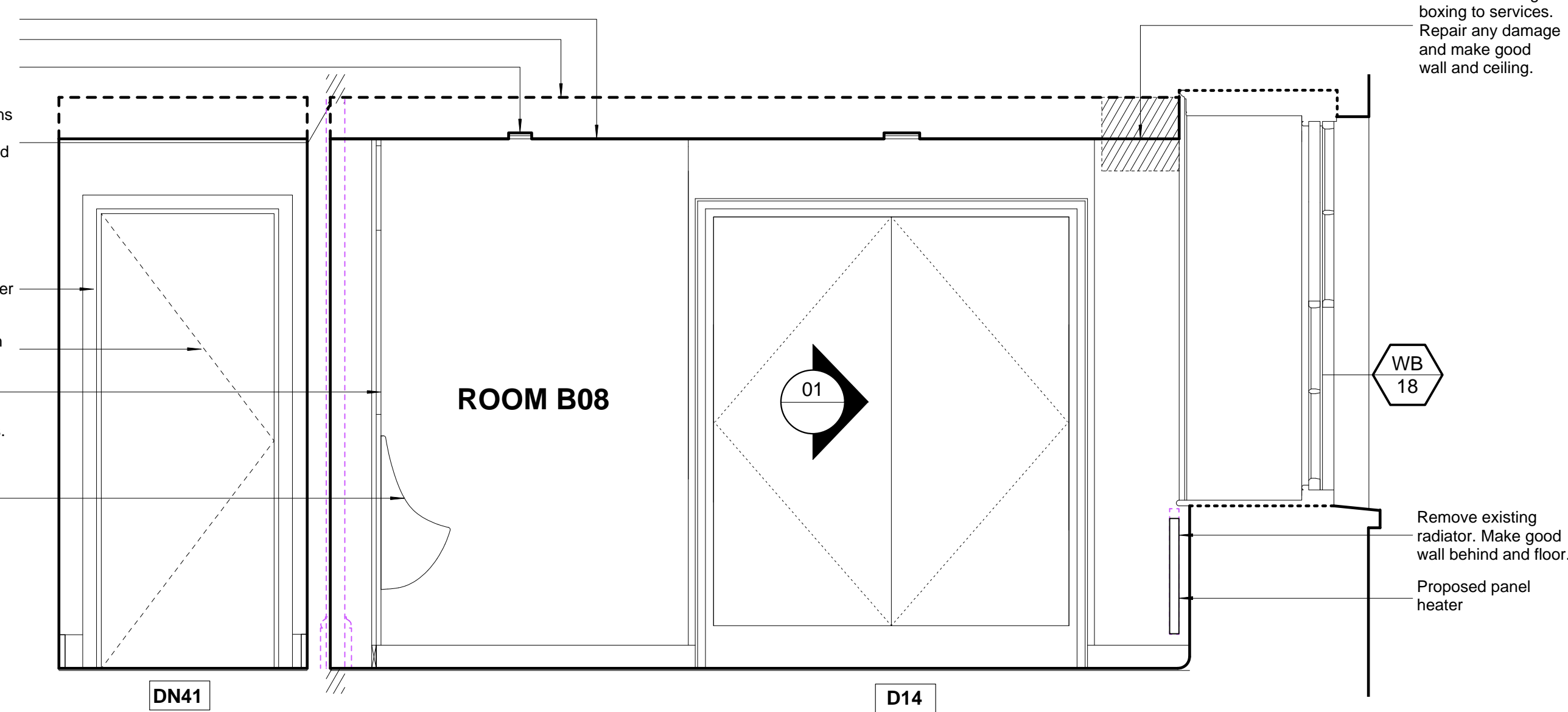
01 NO.17/18 SP BASEMENT FLOOR ELEVATION ROOM B08
A0508 PROPOSED 1:20



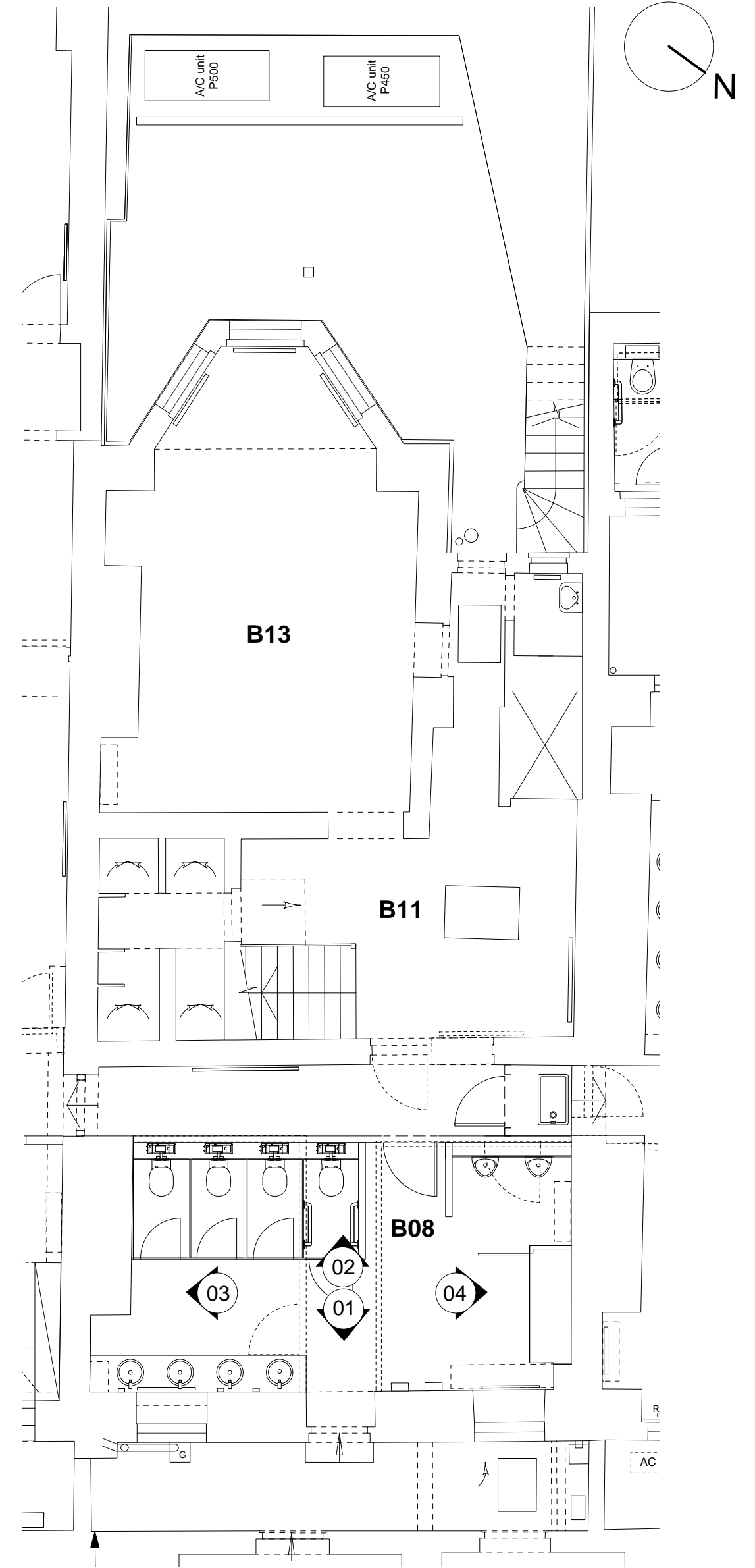

02 NO.17/18 SP BASEMENT FLOOR ELEVATION ROOM B08
A0508 PROPOSED 1:20



03 NO.17/18 SP BASEMENT FLOOR ELEVATION ROOM B08
A0508 PROPOSED 1:20



04 NO.17/18 SP BASEMENT FLOOR ELEVATION ROOM B08
A0508 PROPOSED 1:20



NO.17 SP BASEMENT FLOOR REFERENCE PLAN

Notes
Copyright remains the property of Canaway Fleming Architects and this drawing is not to be used for any purposes without the express permission of the Architect. No implied License is given for its use.

Do not scale from this drawing. All dimensions should be checked on site for accuracy.

Planning
These drawings are for planning application and must not be used for any other purpose without the express permission of Canaway Fleming Architects. These are not for detailed construction purposes.

Structural Work
All indications as to structure are for graphic purposes only and must not be relied upon for accuracy in terms of size, detail or position. All structure and temporary propping to be confirmed by a suitably qualified structural engineer before beginning works.

Mechanical & Engineering Work
All indications as to M&E items are for graphic purposes only and must not be relied upon for accuracy in terms of size, detail or position. All M&E items to be confirmed by a suitably qualified M&E engineer before beginning works.

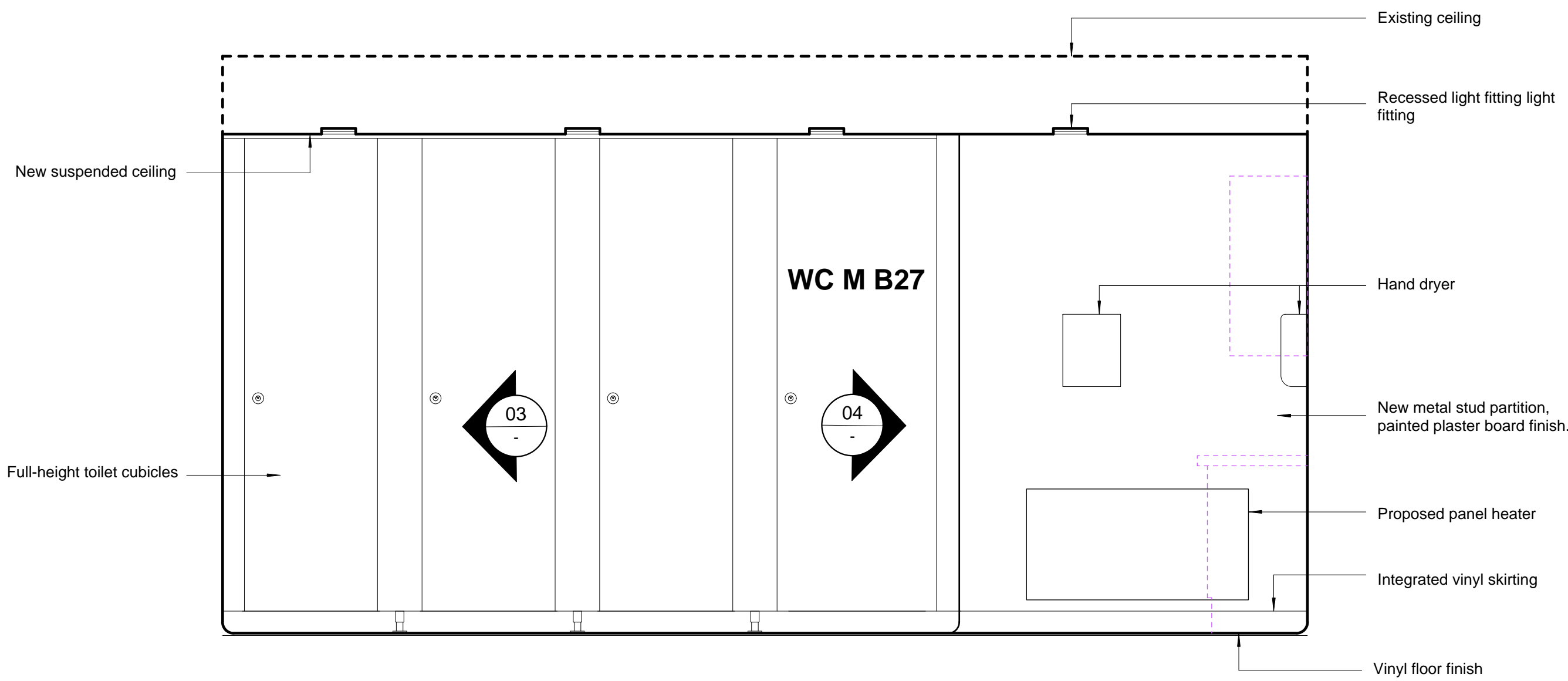
Survey Information
This survey has been carried out and drawn by Plowman Craven in October 2010.

KEY

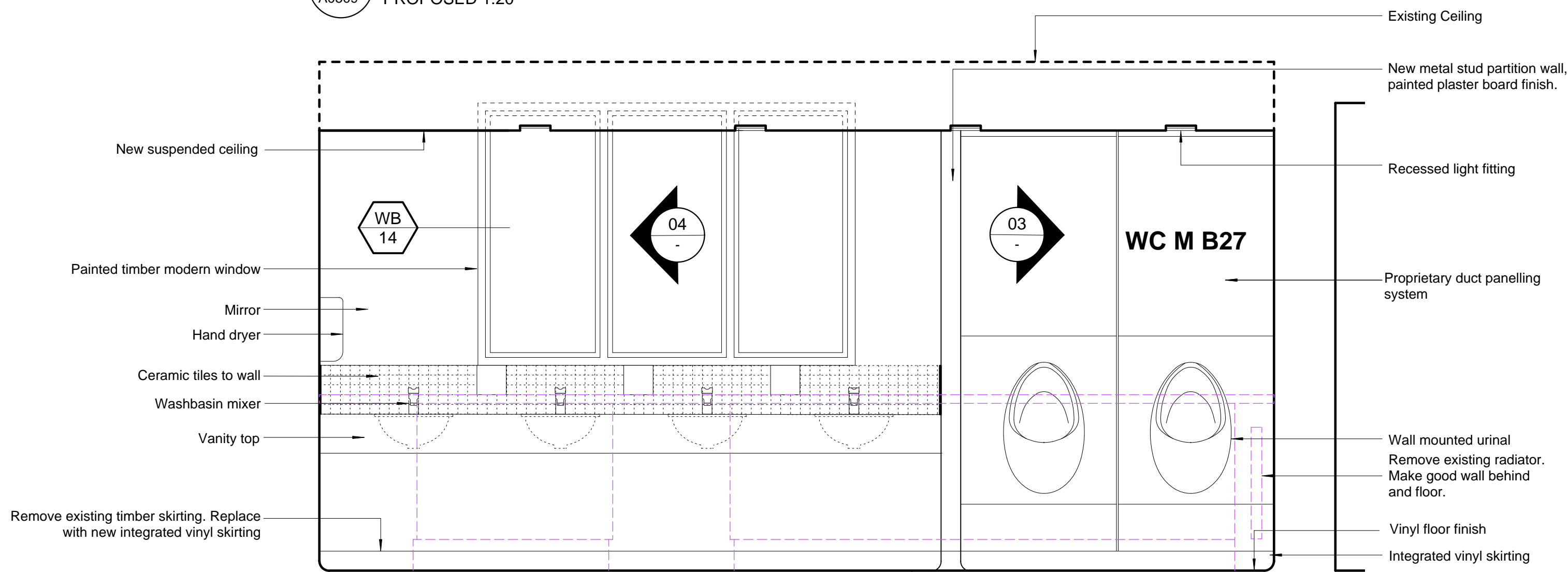
- D1 Door Reference: (No)
- DN1 New/Replacement Door Reference: (No)
- WB 1 Window Reference: (Level: No)
- WB N1 New/Replacement Window Reference: (Level: No)
- Denotes areas of fabric damaged by water ingress.
- Denotes areas of ceiling damaged by water ingress.
- Denotes approximate location of cracks
- Denotes removal of existing elements
- Removal of existing elements as currently approved (application ref.: 2011/1073/P, 2011/1075/L)

Refer to drawing 064/A/0425 for architectural details (types)

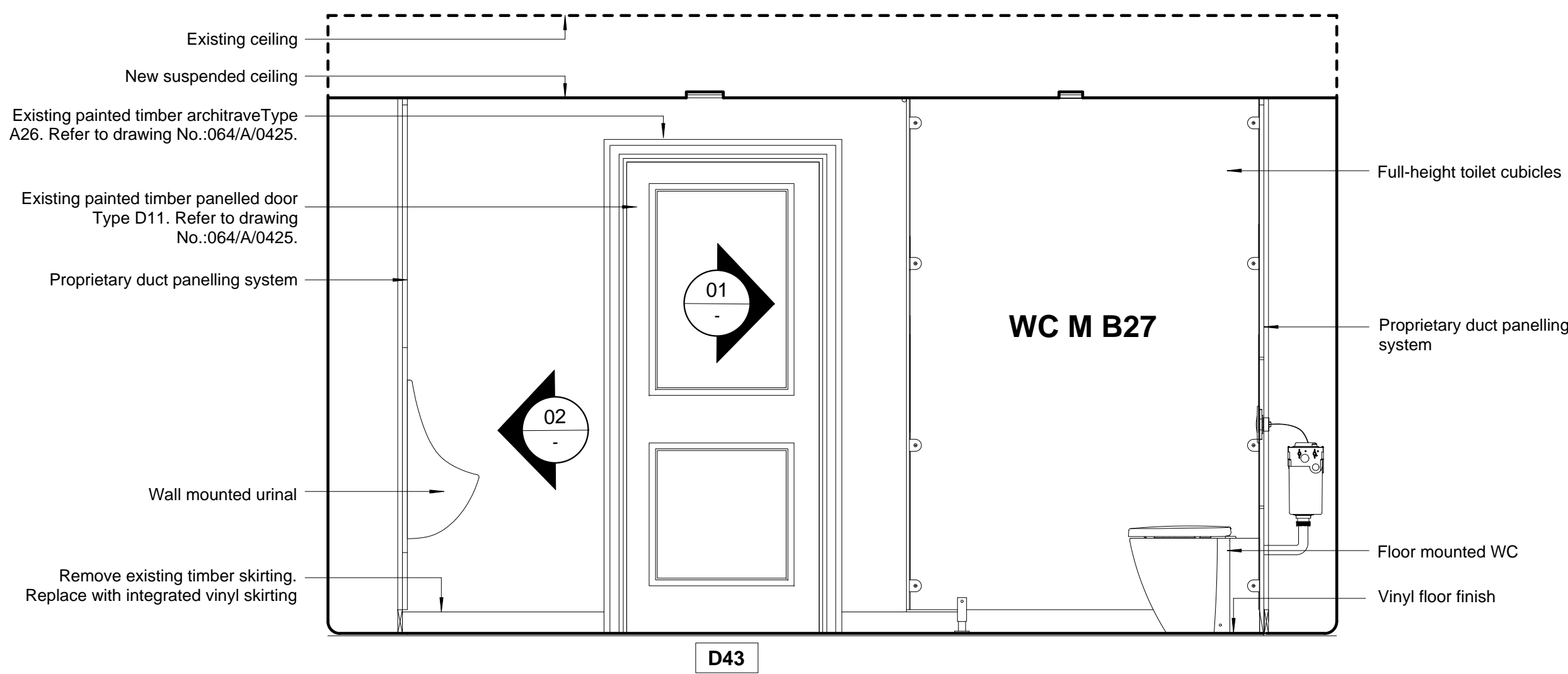
Revisions			
CANAWAY FLEMING ARCHITECTS			
Canaway Fleming Architects Ltd The Dutch House 307 - 308 High Holborn London WC1V 7LL T: 020 7430 2262 F: 020 7430 2274 E: mailbox@canawayfleming.com			
Client		Holborn Links Limited.	
Project		16-17 Southampton Place, London.	
Drawing Title		No.17 SP Proposed Basement Floor Wall Elevation Room B08-1	
Date		July 2011	Scale 1:20@A1
Project	Origin	No.	Revision
064	A	0508	-
Status	Drawn	Checked	
PLANNING	ZS	MC	



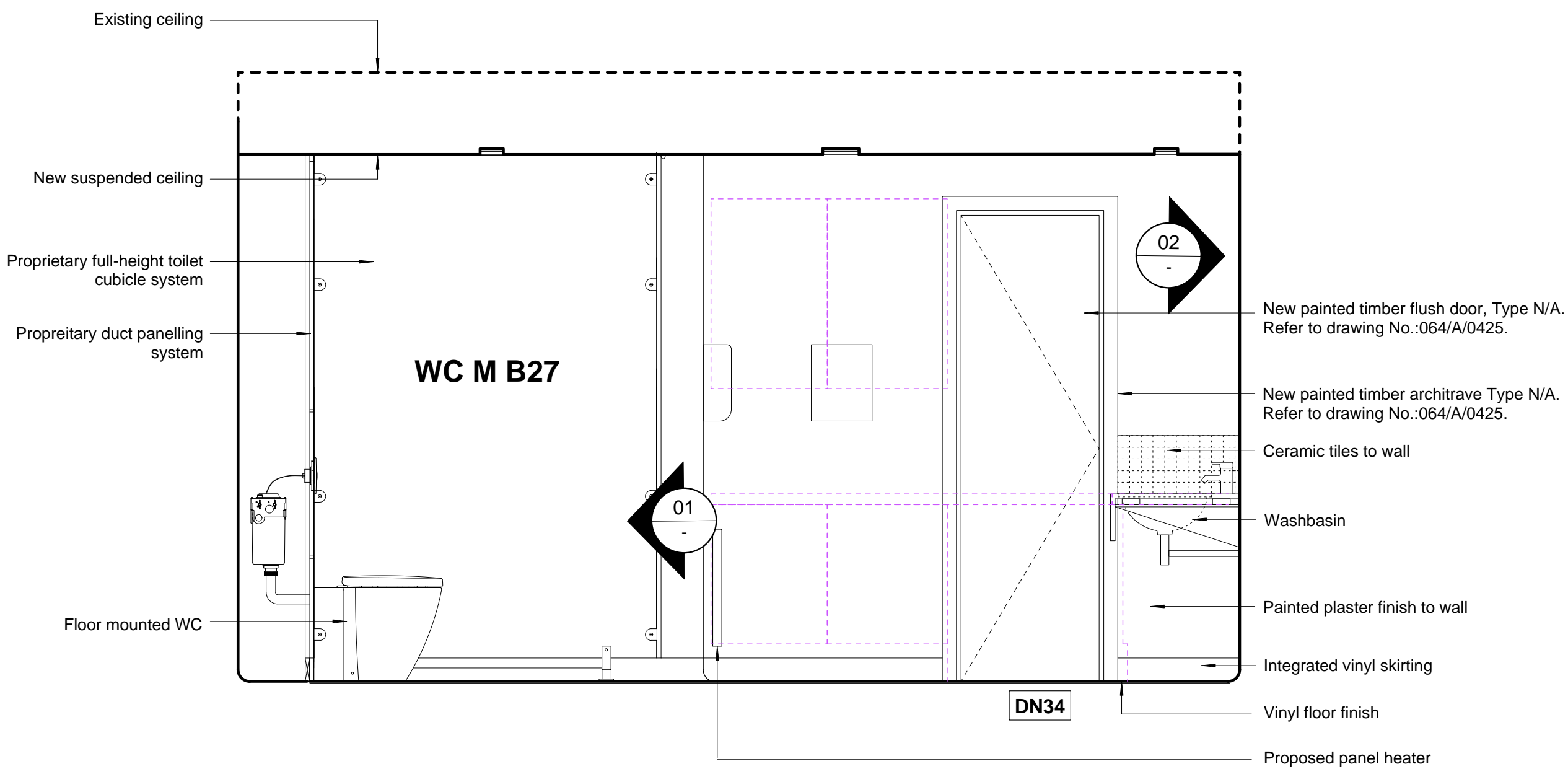
01 NO.19 SP BASEMENT FLOOR ELEVATION WC M B27
A0509 PROPOSED 1:20



02 NO.19 SP BASEMENT FLOOR ELEVATION WC M B27
A0509 PROPOSED 1:20

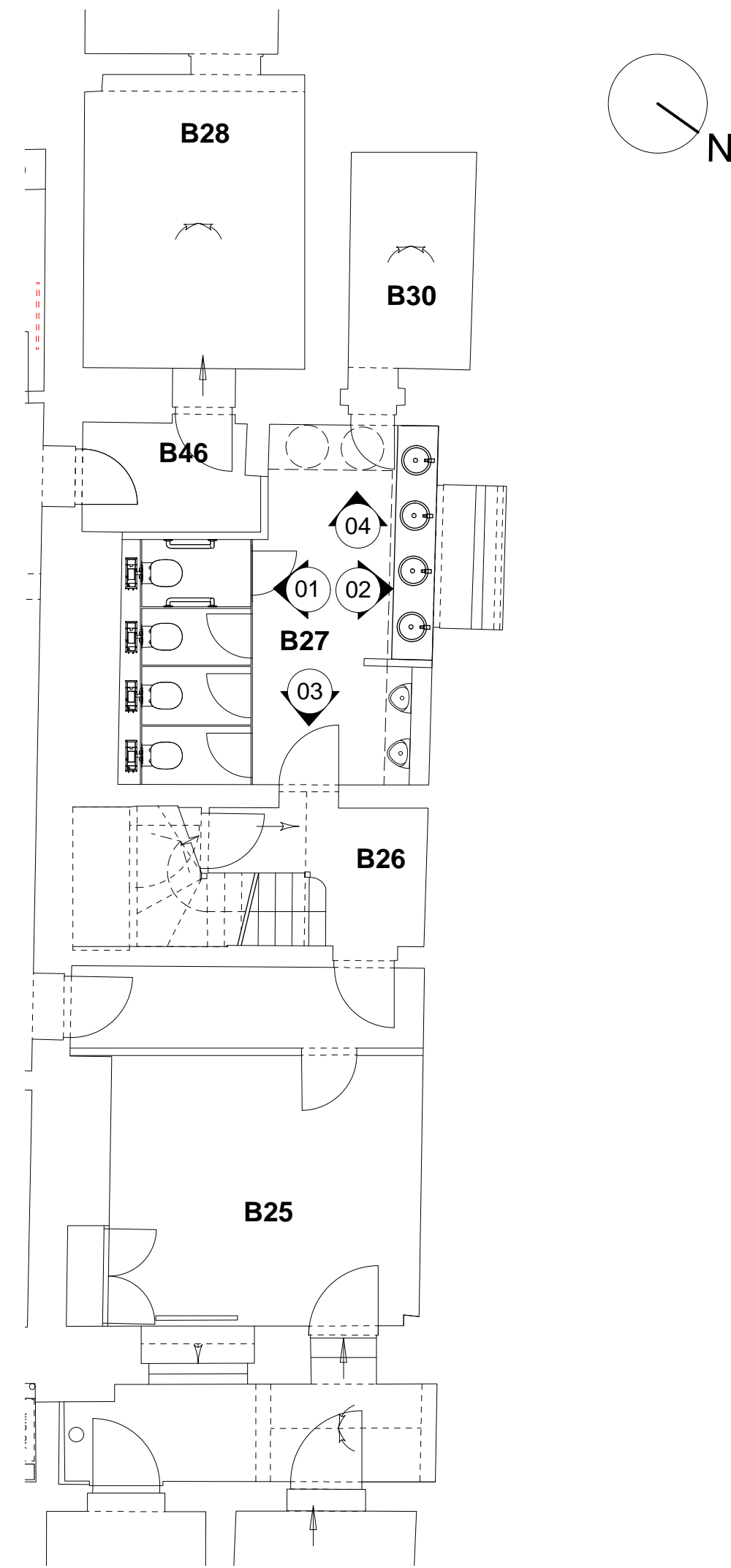


03 NO.19 SP BASEMENT FLOOR ELEVATION WC M B27
A0509 PROPOSED 1:20



04 NO.19 SP BASEMENT FLOOR ELEVATION WC M B27
A0509 PROPOSED 1:20

0 0.5 1.0 4.0
Scale in Meters



NO.19 SP BASEMENT FLOOR REFERENCE PLAN

Notes
Copyright remains the property of Canaway Fleming Architects and this drawing is not to be used for any purposes without the express permission of the Architect. No implied License is given for its use.

Do not scale from this drawing. All dimensions should be checked on site for accuracy.

Planning
These drawings are for planning application and must not be used for any other purpose without the express permission of Canaway Fleming Architects. These are not for detailed construction purposes.

Structural Work
All indications as to structure are for graphic purposes only and must not be relied upon for accuracy in terms of size, detail or position. All structure and temporary propping to be confirmed by a suitably qualified structural engineer before beginning works.

Mechanical & Engineering Work
All indications as to M&E items are for graphic purposes only and must not be relied upon for accuracy in terms of size, detail or position. All M&E items to be confirmed by a suitably qualified M&E engineer before beginning works.

Survey Information
This survey has been carried out and drawn by Plowman Craven in October 2010.

KEY

- D1 Door Reference: (No)
- DN1 New/Replacement Door Reference: (No)
- WB 1 Window Reference: (Level: No)
- WB N1 New/Replacement Window Reference: (Level: No)
- Denotes areas of fabric damaged by water ingress.
- Denotes areas of ceiling damaged by water ingress.
- Denotes approximate location of cracks
- Removal of existing elements as currently approved (application ref.: 2011/1073/P, 2011/1075/L)

Refer to drawing 064/A/0425 for architectural details (types)

Revisions

CANAWAY FLEMING ARCHITECTS

Canaway Fleming Architects Ltd
The Dutch House
307 - 308 High Holborn
London WC1V 7LL
T: 020 7430 2262
F: 020 7430 2274
E: mailbox@canawayfleming.com

Client Holborn Links Limited.

Project 16-19 Southampton Place

Drawing Title No.19 SP
Proposed Basement Floor Elevation
WC B27

Date Aug 2011 Scale 1:20@A1

Project	Origin	No.	Revision
064	A	0509	-
Status	Drawn	Checked	
PLANNING	ZS	MC	