


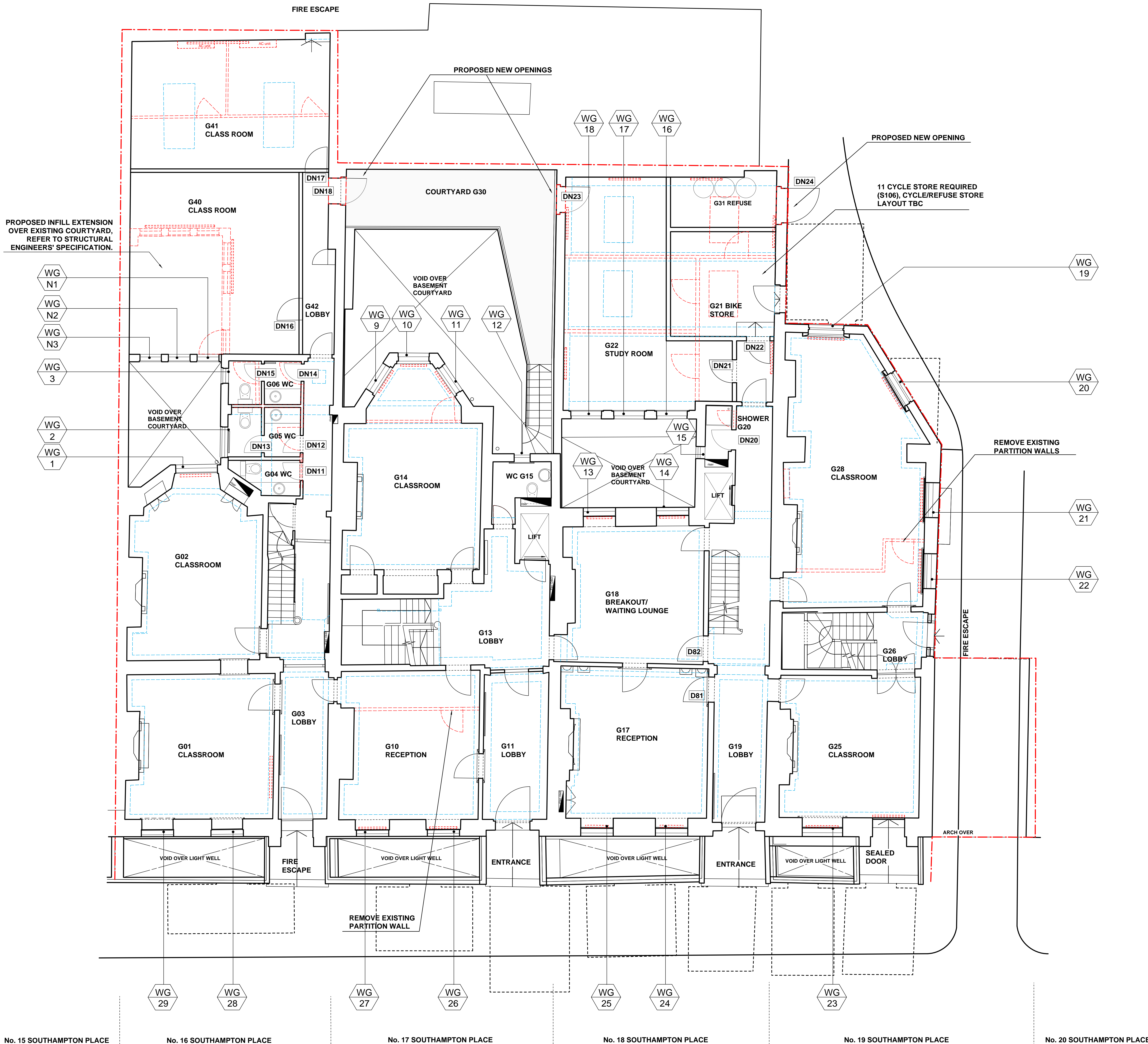
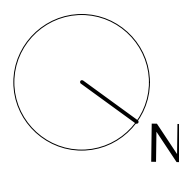


Survey Information
This survey has been carried out and drawn by Plowman Craven in October 2010 to an accuracy consistent with a presentation scale of 1:50.
All levels are in meters, related to Newlyn datum based upon OSBM value situated on NW face of School of Arts and Crafts, Theobalds Road.
The survey grid shown on this drawing uses a local origin and is orientated arbitrarily.
All quoted dimensions are in metres.

	VAULT CEILING
	ALL ARROWS POINT UP UNLESS OTHERWISE STATED OR ON ROOF
	
AC	AIR CONDITIONER
IC	INSPECTION COVER
CL	COVER LEVEL
Rad	RADIATOR

SERVICE RISER

Project 064	Origin A	No. 0440	Revision -
Status PLANNING	Drawn MN	Checked MC	



Notes
Copyright remains the property of Canaway Fleming Architects and this drawing is not to be used for any purposes without the express permission of the Architect. No implied License is given for its use.
Do not scale from this drawing. All dimensions should be checked on site for accuracy.

Planning
These drawings are for planning and listed building application only and must not be used for any other purpose without the express permission of Canaway Fleming Architects. These are not for detailed construction purposes.

Structural Work
All indications as to structure are for graphic purposes only and must not be relied upon for accuracy in terms of size, detail or position. All structure and temporary propping to be confirmed by a suitably qualified structural engineer before beginning works.

Mechanical & Engineering Work
All indications as to M&E items are for graphic purposes only and must not be relied upon for accuracy in terms of size, detail or position. All M&E items to be confirmed by a suitably qualified M&E engineer before beginning works.

Survey Information
This survey has been carried out and drawn by Ploverman Craven in October 2010 to an accuracy consistent with a presentation scale of 1:50.
All levels are in meters, related to Newlyn datum based upon OSBM value situated on NW face of School of Arts and Crafts, Theodora Road.
The survey grid shown on this drawing uses a local origin and is orientated arbitrarily.
All quoted dimensions are in metres.

KEY
VAULT CEILING
ALL ARROWS POINT UP UNLESS OTHERWISE STATED OR ON ROOFS
AIR CONDITIONER
INSPECTION COVER
COVER LEVEL
RADIATOR

EXISTING CEILING FEATURES (CORNICHE, BEAM, SKYLIGHT, SLOPED CEILING)
SITE BOUNDARY
REMOVAL OF EXISTING ELEMENTS

D1 DOOR REFERENCE
DN1 NEW/REPLACEMENT DOOR REFERENCE
W1 WINDOW REFERENCE
WN1 NEW/REPLACEMENT WINDOW REFERENCE
SERVICE RISER

Revisions

CANAWAY FLEMING ARCHITECTS
Canaway Fleming Architects Ltd
The Dutch House
307-308 High Holborn
London WC1V 7LL
T: 020 7430 2282
F: 020 7430 3274
E: mailbox@canawayfleming.com

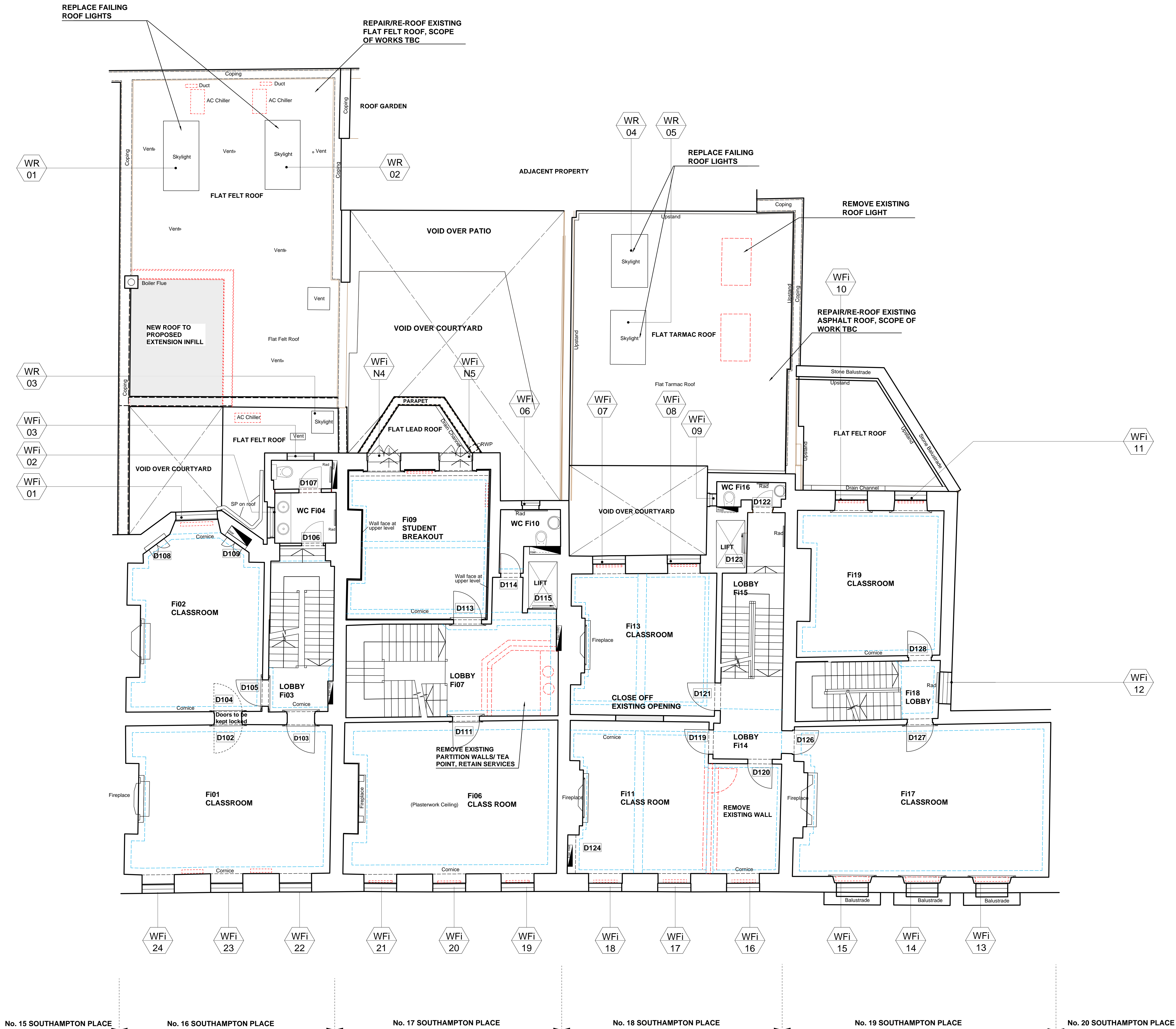
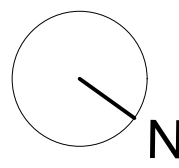
Client Holborn Links Limited.

Project 16-19 Southampton Place, London.

Drawing Title Currently Approved Ground Floor GA Plan

Date July 2011 Scale 1:50 @ A0

Project	Origin	No.	Revision
064	A	0441	-
Status	PLANNING	Drawn	Checked
		MN	MC



Notes
Copyright remains the property of Canaway Fleming Architects and this drawing is not to be used for any purposes without the express permission of the Architect. No implied License is given for its use.

Do not scale from this drawing. All dimensions should be checked on site for accuracy.

Planning
These drawings are for planning and listed building application only and must not be used for any other purpose without the express permission of Canaway Fleming Architects. These are not for detailed construction purposes.

Structural Work
All indications as to structure are for graphic purposes only and must not be relied upon for accuracy in terms of size, detail or position. All structure and temporary propping to be confirmed by a suitably qualified structural engineer before beginning works.

Mechanical & Engineering Work
All indications as to M&E items are for graphic purposes only and must not be relied upon for accuracy in terms of size, detail or position. All M&E items to be confirmed by a suitably qualified M&E engineer before beginning works.

Survey Information
This survey has been carried out and drawn by Ploswan Craven in October 2010 to an accuracy consistent with a presentation scale of 1:50. All levels are in meters, related to Newlyn datum based upon OSBM value situated on NW face of School of Arts and Crafts, Theobalds Road. The survey grid shown on this drawing uses a local origin and is orientated arbitrarily. All quoted dimensions are in metres.

KEY

- VAULT CEILING
- ALL ARROWS POINT UP UNLESS OTHERWISE STATED OR ON ROOFS
- AIR CONDITIONER
- INSPECTION COVER
- COVER LEVEL
- RADIATOR
- EXISTING CEILING FEATURES (CORNICE, BEAM, SKYLIGHT, SLOPED CEILING)
- SITE BOUNDARY
- REMOVAL OF EXISTING ELEMENTS
- DOOR REFERENCE
- NEW/REPLACEMENT DOOR REFERENCE
- WINDOW REFERENCE
- NEW/REPLACEMENT WINDOW REFERENCE
- SERVICE RISER

Revisions

CANAWAY FLEMING ARCHITECTS

Canaway Fleming Architects Ltd
The Dutch House
307 - 308 High Holborn
London WC1V 7LL
T: 020 7430 2282
F: 020 7430 2274
E: mailbox@canawayfleming.com

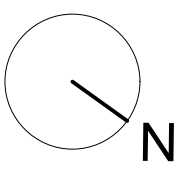
Client: Holborn Links Limited.

Project: 16-19 Southampton Place, London.

Drawing Title: Currently Approved First Floor GA Plan

Date: July 2011 Scale: 1:50 @ A0

Project	Origin	No.	Revision
064	A	0442	-
Status	PLANNING	Drawn	MC



Notes
Copyright remains the property of Canaway Fleming Architects and this drawing is not to be used for any purposes without the express permission of the Architect. No implied License is given for its use.

Do not scale from this drawing. All dimensions should be checked on site for accuracy.

Planning
These drawings are for listed building application and must not be used for any other purpose without the express permission of Canaway Fleming Architects. These are not for detailed construction purposes.

Structural Work
All indications as to structure are for graphic purposes only and must not be relied upon for accuracy in terms of size, detail or position. All structure and temporary propping to be confirmed by a suitably qualified structural engineer before beginning works.

Mechanical & Engineering Work
All indications as to M&E items are for graphic purposes only and must not be relied upon for accuracy in terms of size, detail or position. All M&E items to be confirmed by a suitably qualified M&E engineer before beginning works.

Survey Information
This survey has been carried out and drawn by Ploewman Craven in October 2010 to an accuracy consistent with a presentation scale of 1:50.
All levels are in meters, related to Newlyn datum based upon OSBM value situated on NW face of School of Arts and Crafts, Theobalds Road.
The survey grid shown on this drawing uses a local origin and is orientated arbitrarily.
All quoted dimensions are in metres.

KEY

- VAULT CEILING
- ALL ARROWS POINT UP UNLESS OTHERWISE STATED OR ON ROOFS
- AIR CONDITIONER
- INSPECTION COVER
- COVER LEVEL
- RADIATOR

EXISTING CEILING FEATURES (CORNICE, BEAM, SKYLIGHT, SLOPED CEILING)

SITE BOUNDARY

REMOVAL OF EXISTING ELEMENTS

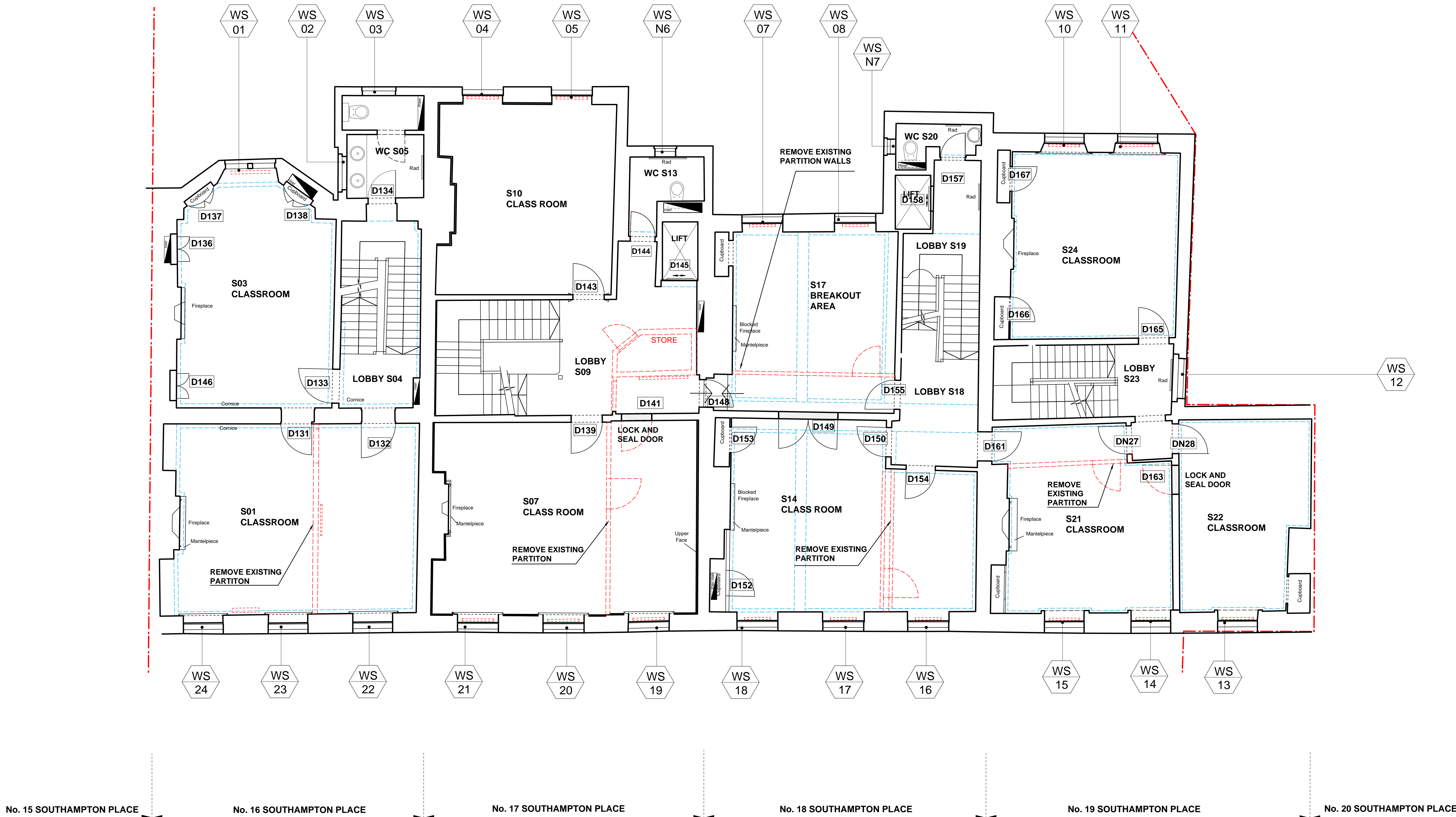
DOOR REFERENCE

NEW/REPLACEMENT DOOR REFERENCE

WINDOW REFERENCE

NEW/REPLACEMENT WINDOW REFERENCE

SERVICE RISER



Revisions

CANAWAY FLEMING ARCHITECTS

Canaway Fleming Architects Ltd
The Dutch House
307-309 High Holborn
London WC1V 7LL
T: 020 7430 2262
F: 020 7430 2274
E: mailbox@canawayfleming.com

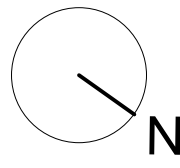
Client Holborn Links Limited.

Project 16-19 Southampton Place, London.

Drawing Title Currently Approved Second Floor GA Plan

Date July 2011 Scale 1:50 @ A0

Project	Origin	No.	Revision
064	A	0443	-
Status	Drawn	Checked	MC
PLANNING	MN		



Notes
Copyright remains the property of Canaway Fleming Architects and this drawing is not to be used for any purposes without the express permission of the Architect. No implied License is given for its use.

Do not scale from this drawing. All dimensions should be checked on site for accuracy.

Planning
These drawings are for listed building application and must not be used for any other purpose without the express permission of Canaway Fleming Architects. These are not for detailed construction purposes.

Structural Work
All indications as to structure are for graphic purposes only and must not be relied upon for accuracy in terms of size, detail or position. All structure and temporary propping to be confirmed by a suitably qualified structural engineer before beginning works.

Mechanical & Engineering Work
All indications as to M&E items are for graphic purposes only and must not be relied upon for accuracy in terms of size, detail or position. All M&E items to be confirmed by a suitably qualified M&E engineer before beginning works.

Survey Information
This survey has been carried out and drawn by Ploverman Craven in October 2010 to an accuracy consistent with a presentation scale of 1:50. All levels are in meters, related to Newlyn datum based upon OSBM value situated on NW face of School of Arts and Crafts, Theobalds Road. The survey grid shown on this drawing uses a local origin and is orientated arbitrarily. All quoted dimensions are in metres.

KEY

VAULT CEILING

ALL ARROWS POINT UP UNLESS OTHERWISE STATED OR ON ROOFS

AC AIR CONDITIONER

IC INSPECTION COVER

CL COVER LEVEL

Rad RADIATOR

EXISTING CEILING FEATURES (CORNICE, BEAM, SKYLIGHT, SLOPED CEILING)

SITE BOUNDARY

REMOVAL OF EXISTING ELEMENTS

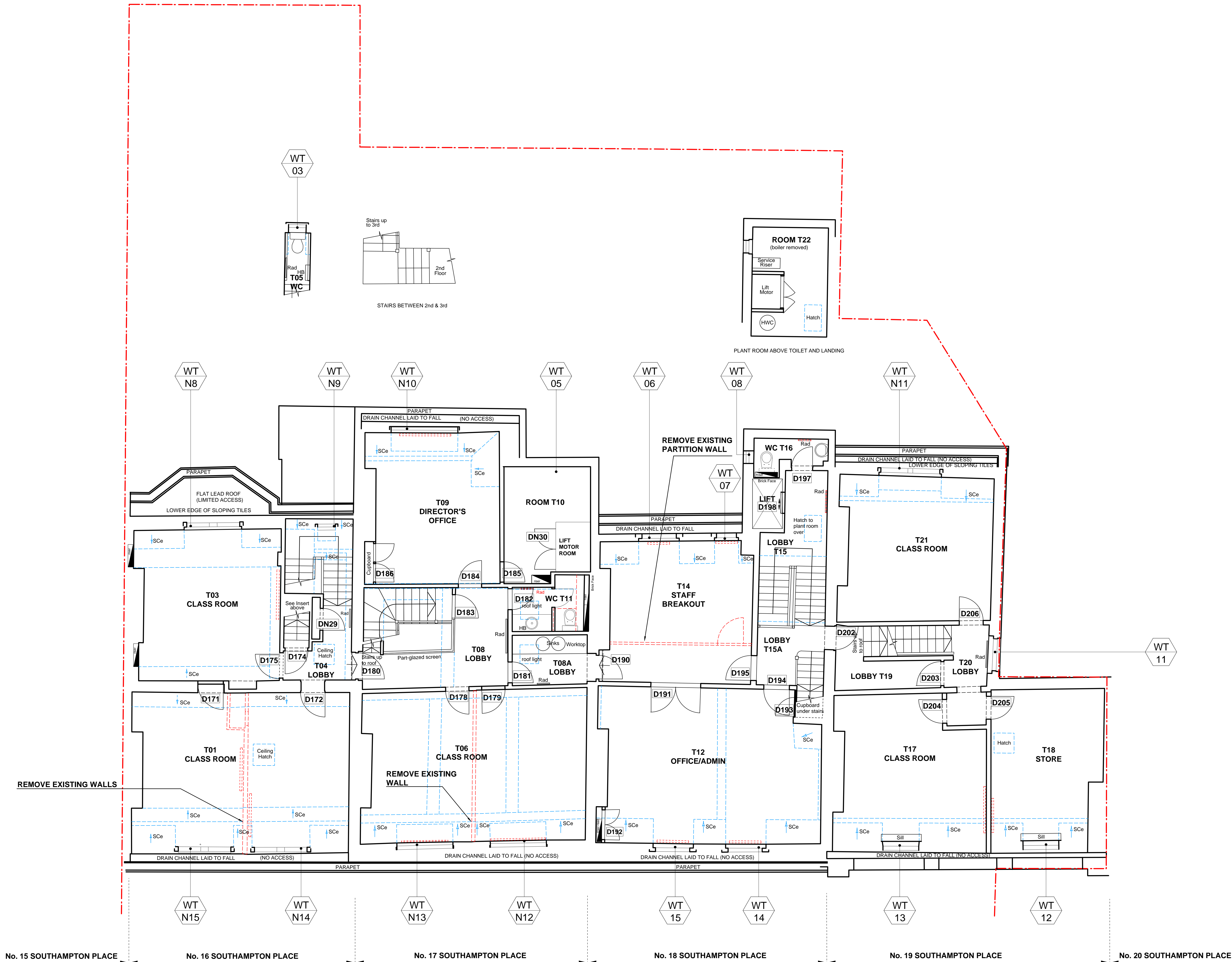
D1 DOOR REFERENCE

DN1 NEW/REPLACEMENT DOOR REFERENCE

W1 WINDOW REFERENCE

WN1 NEW/REPLACEMENT WINDOW REFERENCE

SERVICE RISER



Revisions

CANAWAY FLEMING ARCHITECTS

Canaway Fleming Architects Ltd
The Dutch House
307 - 308 High Holborn
London WC1V 7TL
T: 020 7430 2262
F: 020 7430 2274
E: mailbox@canawayfleming.com

Client Holborn Links Limited.

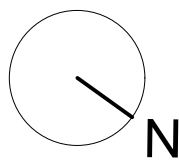
Project 16-19 Southampton Place, London.

Drawing Title Currently Approved Third Floor GA Plan

Date July 2011 Scale 1:50 @ A0

Project	Origin	No.	Revision
064	A	0444	-
Status	Drawn	Checked	
PLANNING	MN	NF	

0 0.5 1.0 5.0 10.0
Scale in Meters



Notes
Copyright remains the property of Canaway Fleming Architects and this drawing is not to be used for any purposes without the express permission of the Architect. No implied License is given for its use.

Do not scale from this drawing. All dimensions should be checked on site for accuracy.

Planning
These drawings are for planning application and must not be used for any other purpose without the express permission of Canaway Fleming Architects. These are not for detailed construction purposes.

Structural Work
All indications as to structure are for graphic purposes only and must not be relied upon for accuracy in terms of size, detail or position. All structure and temporary propping to be confirmed by a suitably qualified structural engineer before beginning works.

Mechanical & Engineering Work
All indications as to M&E items are for graphic purposes only and must not be relied upon for accuracy in terms of size, detail or position. All M&E items to be confirmed by a suitably qualified M&E engineer before beginning works.

Survey Information
This survey has been carried out and drawn by Plowman Craven in October 2010 to an accuracy consistent with a presentation scale of 1:50.
All levels are in meters, related to Newlyn datum based upon OSBM value situated on NW face of School of Arts and Crafts, Theobalds Road.
The survey grid shown on this drawing uses a local origin and is orientated arbitrarily.
All quoted dimensions are in metres.

KEY
 VAULT CEILING
 ALL ARROWS POINT UP UNLESS OTHERWISE STATED OR ON ROOFS
 AC AIR CONDITIONER
 IC INSPECTION COVER
 CL COVER LEVEL
 Rad RADIATOR

EXISTING CEILING FEATURES (CORNICE, BEAM, SKYLIGHT, SLOPED CEILING)

SITE BOUNDARY

REMOVAL OF EXISTING ELEMENTS

D1 DOOR REFERENCE
 DN1 NEW/REPLACEMENT DOOR REFERENCE
 W1 WINDOW REFERENCE
 WN1 NEW/REPLACEMENT WINDOW REFERENCE
 SERVICE RISER

Revisions

CANAWAY FLEMING ARCHITECTS

Canaway Fleming Architects Ltd
The Dutch House
307-308 High Holborn
London WC1V 7LL
T: 020 7430 2262
F: 020 7430 2274
E: mailbox@canawayfleming.com

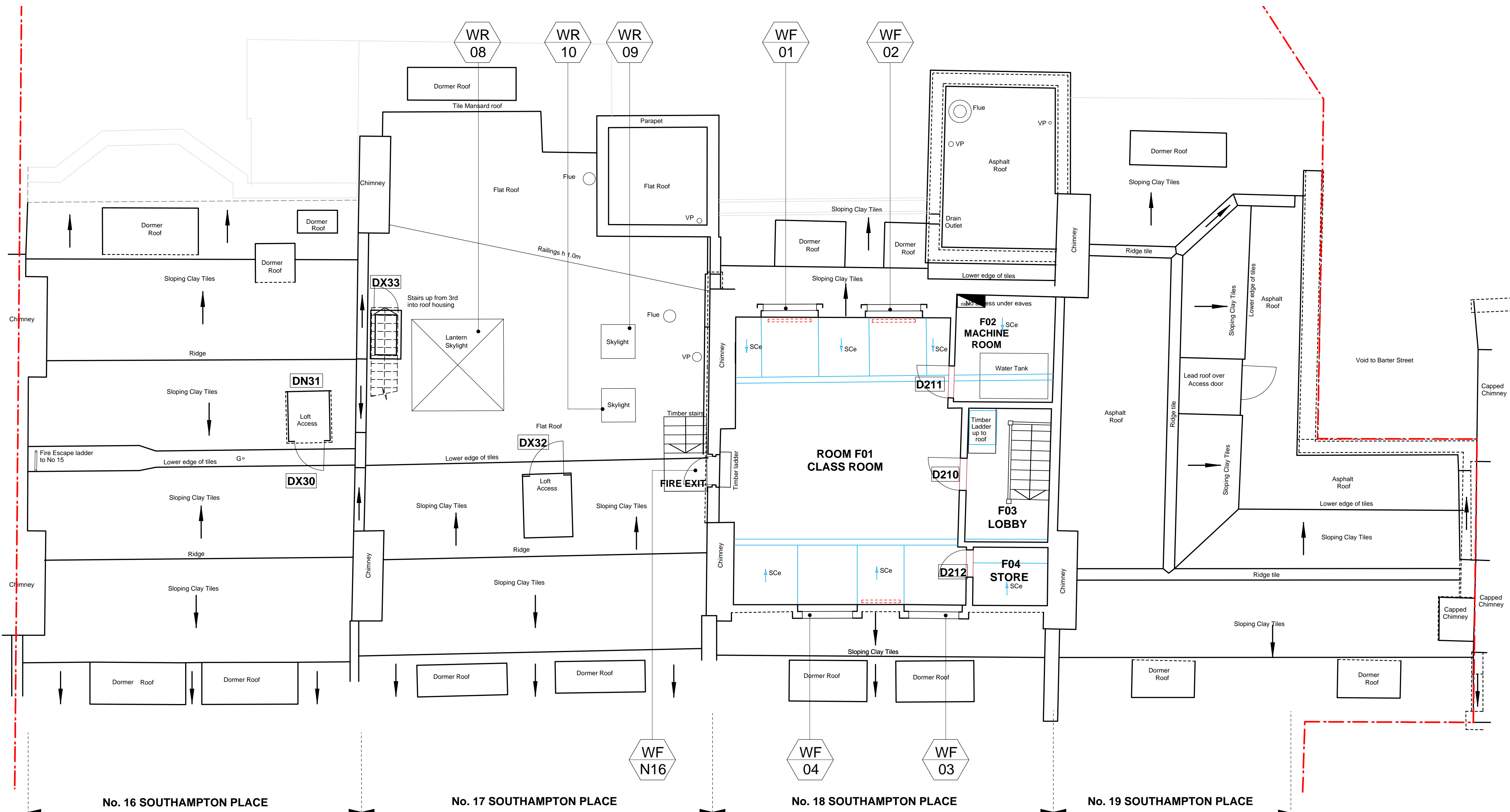
Client Holborn Links Limited.

Project 16-19 Southampton Place, London.

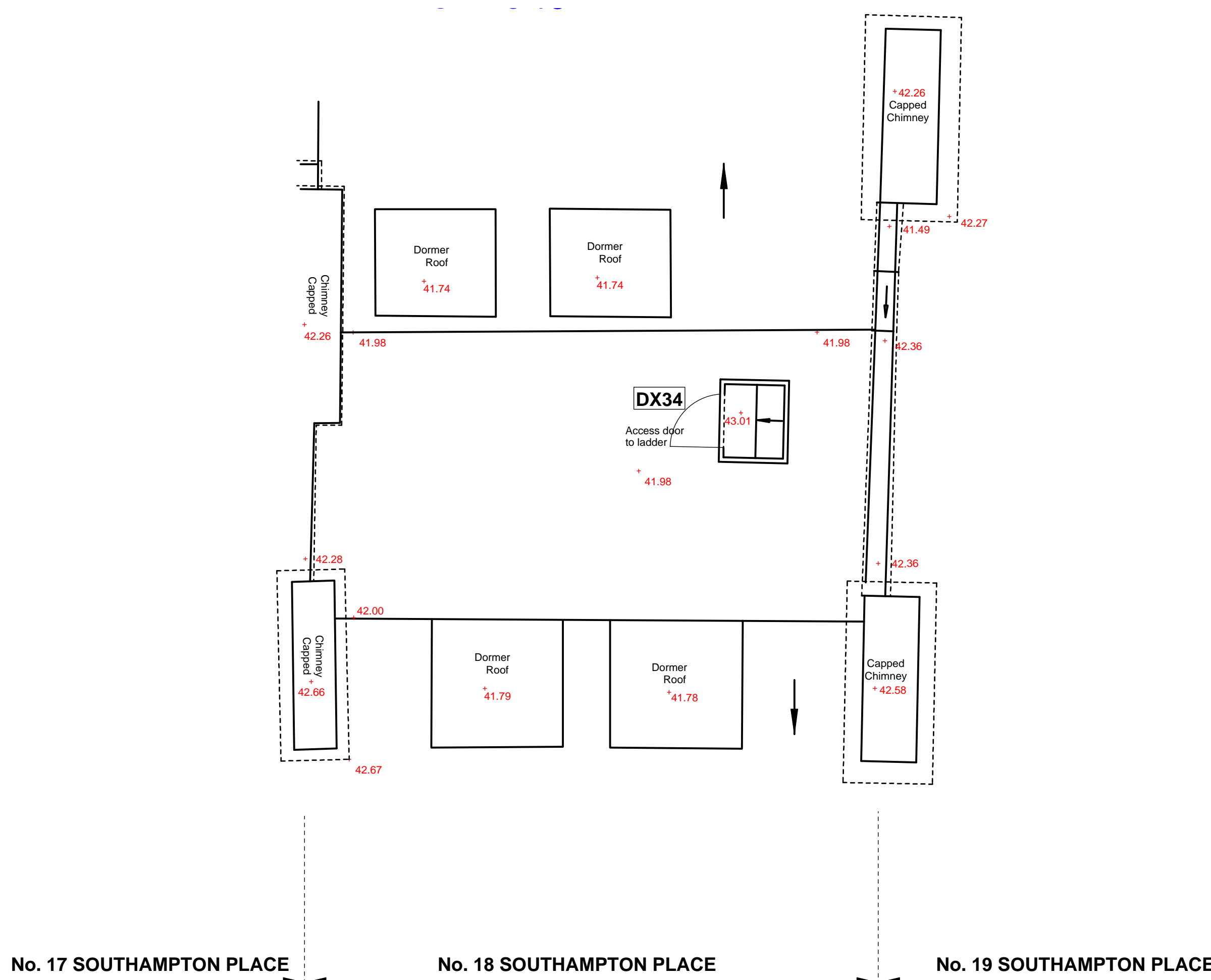
Drawing Title Currently Approved Fourth Floor GA Plan

Date July 2011 Scale 1:50 @ A0

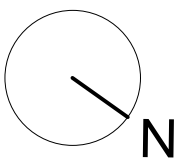
Project	Origin	No.	Revision
064	A	0445	-
Status	Drawn	Checked	
PLANNING	MN	NF	



01 FOURTH FLOOR GA PLAN
A0445 CURRENTLY APPROVED 1:50



02 NO.18 ROOF PLAN
A0445 CURRENTLY APPROVED 1:50



Notes
Copyright remains the property of Canaway Fleming Architects and this drawing is not to be used for any purposes without the express permission of the Architect. No implied License is given for its use.

Do not scale from this drawing. All dimensions should be checked on site for accuracy.

Planning
These drawings are for planning and listed building application only and must not be used for any other purpose without the express permission of Canaway Fleming Architects. These are not for detailed construction purposes.

Structural Work
All indications as to structure are for graphic purposes only and must not be relied upon for accuracy in terms of size, detail or position. All structure and temporary propping to be confirmed by a suitably qualified structural engineer before beginning works.

Mechanical & Engineering Work
All indications as to M&E items are for graphic purposes only and must not be relied upon for accuracy in terms of size, detail or position. All M&E items to be confirmed by a suitably qualified M&E engineer before beginning works.

Survey Information
This survey has been carried out and drawn by Plowman Craven in October 2010 to an accuracy consistent with a presentation scale of 1:50. All levels are in meters, related to Newlyn datum based upon OSBM value situated on NW face of School of Arts and Crafts, Theobalds Road. The survey grid shown on this drawing uses a local origin and is orientated arbitrarily. All quoted dimensions are in metres.



Fall protection example

KEY

16A Roof spot item reference

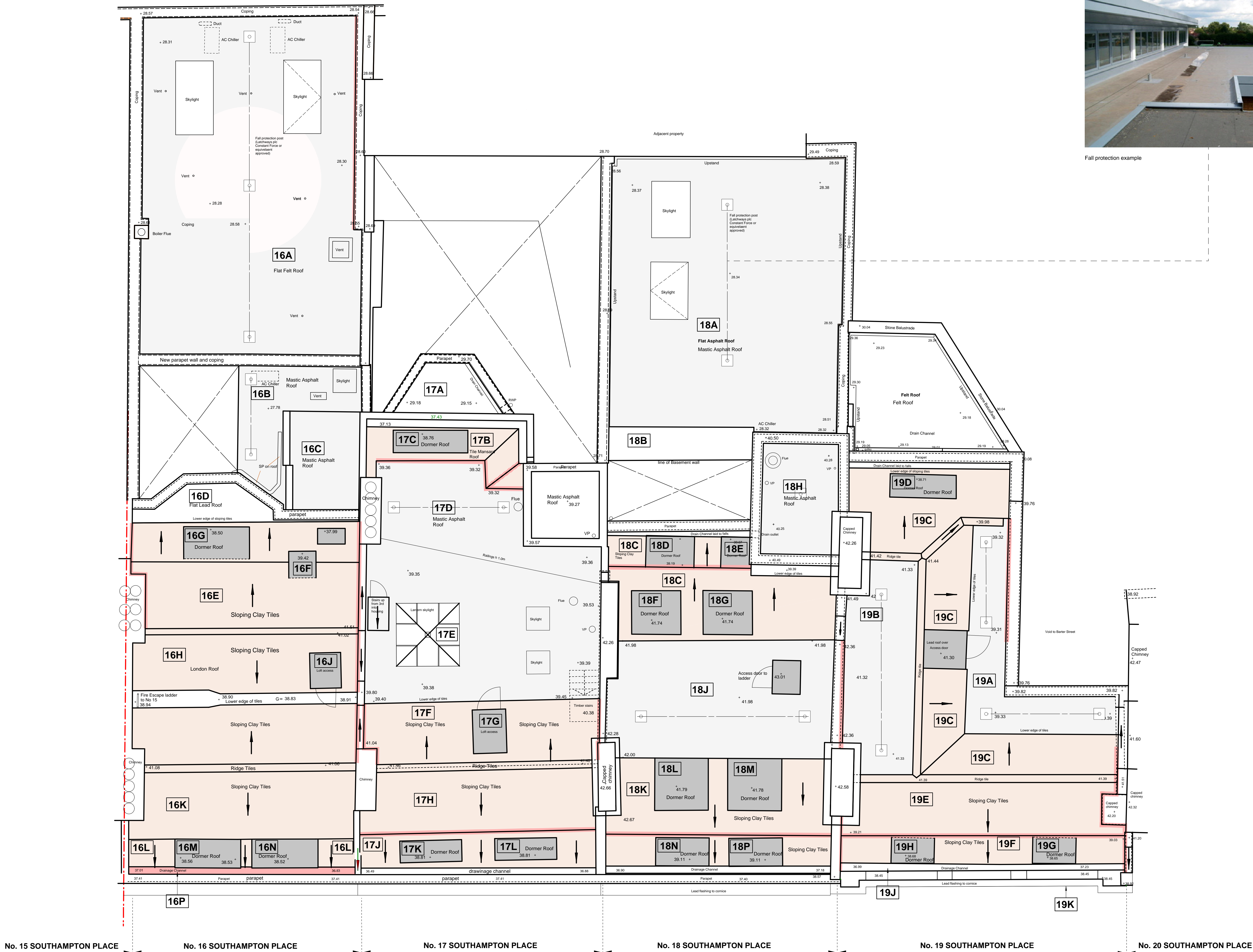
Area with substantial water damage

Area of failing lead flashings, to be replaced to general spec.

Plain clay roof tiles

Existing flat roof to be replaced with single-ply membrane

N.B. To be read with Design & Access Statement 064-A-7001 General Scope and Spot Items



Revisions /

CANAWAY FLEMING ARCHITECTS

Canaway Fleming Architects Ltd
The Dutch House
307-308 High Holborn
London WC1V 7LL
T: 020 7430 2262
F: 020 7430 2274
E: mailbox@canawayfleming.com

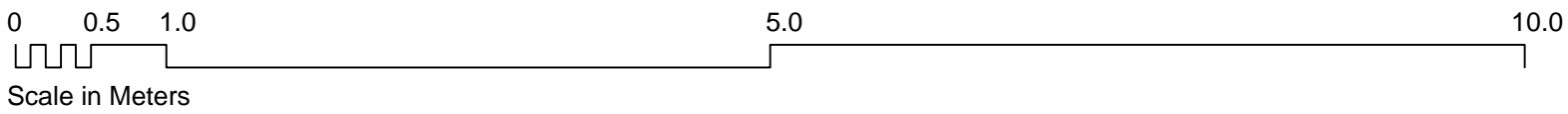
Client Holborn Links Limited.

Project 16-19 Southampton Place, London.

Drawing Title Currently Approved Roof Repair Reference Plan

Date July 2011 Scale 1:50 @ A0

Project	Origin	No.	Revision
064	A	0446	-
Status	Drawn	Checked	
PLANNING	MN	MC	



Notes
Copyright remains the property of Canaway Fleming Architects and this drawing is not to be used for any purposes without the express permission of the Architect. No implied License is given for its use.

Do not scale from this drawing. All dimensions should be checked on site for accuracy.

Planning
These drawings are for planning and listed building application only and must not be used for any other purpose without the express permission of Canaway Fleming Architects. These are not for detailed construction purposes.

Structural Work
All indications as to structure are for graphic purposes only and must not be relied upon for accuracy in terms of size, detail or position. All structure and temporary propping to be confirmed by a suitably qualified structural engineer before beginning works.

Mechanical & Engineering Work
All indications as to M&E items are for graphic purposes only and must not be relied upon for accuracy in terms of size, detail or position. All M&E items to be confirmed by a suitably qualified M&E engineer before beginning works.

Survey Information
This survey has been carried out and drawn by Plowman Craven in October 2010 to an accuracy consistent with a presentation scale of 1:50.
All levels are in meters, related to Newlyn datum based upon OSBM value situated on NW face of School of Arts and Crafts, Theobalds Road.
The survey grid shown on this drawing uses a local origin and is orientated arbitrarily.
All quoted dimensions are in metres.

- NB**
- The features on the facades that require remedial works are those that were readily visible from scaffolding but may not constitute the entirety of similar defects or features. Please confirm with CA the extent of any works identified for repair prior to undertaking decorations.
 - The drawings indicates general location and is not intended as an exact replica of the crack or other feature.
 - All repairs and decorations must be agreed with the CA and the Local Authority by reference to sample prior to completing all or similar works.
 - Please refer to Design and Access Statement 064/A/7001 for schedule of spot items and general specifications for all buildings.

KEY:

- DX16** Door reference
- DN24** New/Replacement door reference
- WB 1** Window reference
- WB N1** New/Replacement window reference
- Bolt Holes (to be filled)**
- Cracks. No work unless loose mortar or risk of falling debris from stonework/projecting features**
- Heavily blistered paintwork to be removed and areas redecorated**
- Areas of identified cracking/spalling/rot for investigation and remedial works where agreed**
- Liquid waterproofer- check for degradation and re-apply. Refirm to general specification.**
- XX** Spot item reference

Revisions

CANAWAY FLEMING ARCHITECTS

Canaway Fleming Architects Ltd
The Dutch House
307 - 308 High Holborn
London WC1V 7LL
T: 020 7430 2262
F: 020 7430 2274
E: mailbox@canawayfleming.com

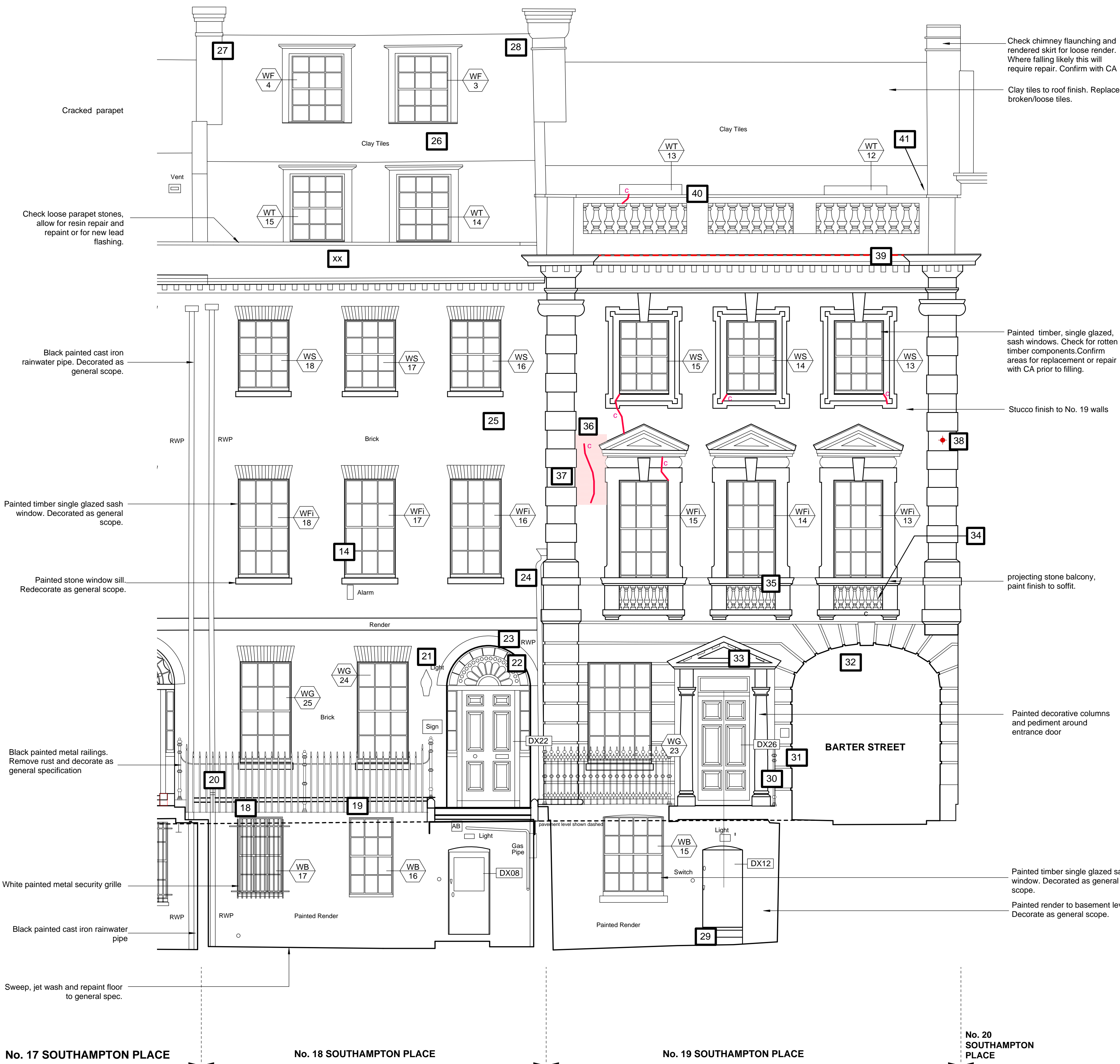
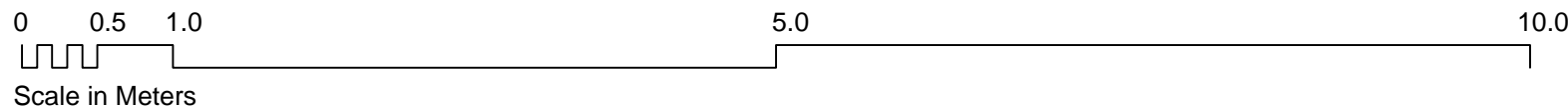
Client **Holborn Links Limited.**

Project **16-19 Southampton Place**

Drawing Title **Currently Approved Front Elevation 1 (No's 16&17)**

Date **July 2011** Scale **1:50@A1
1:100@A3**

Project	Origin	No.	Revision
064	A	0447	-
Status	Drawn	Checked	
PLANNING	MN	NF	



Notes
Copyright remains the property of Canaway Fleming Architects and this drawing is not to be used for any purposes without the express permission of the Architect. No implied License is given for its use.

Do not scale from this drawing. All dimensions should be checked on site for accuracy.

Planning
These drawings are for planning and listed building application only and must not be used for any other purpose without the express permission of Canaway Fleming Architects. These are not for detailed construction purposes.

Structural Work
All indications as to structure are for graphic purposes only and must not be relied upon for accuracy in terms of size, detail or position. All structure and temporary propping to be confirmed by a suitably qualified structural engineer before beginning works.

Mechanical & Engineering Work
All indications as to M&E items are for graphic purposes only and must not be relied upon for accuracy in terms of size, detail or position. All M&E items to be confirmed by a suitably qualified M&E engineer before beginning works.

Survey Information
This survey has been carried out and drawn by Plowman Craven in October 2010 to an accuracy consistent with a presentation scale of 1:50.
All levels are in meters, related to Newlyn datum based upon OSBM value situated on NW face of School of Arts and Crafts, Theobalds Road.
The survey grid shown on this drawing uses a local origin and is orientated arbitrarily.
All quoted dimensions are in metres.

- NB**
1. The features on the facades that require remedial works are those that were readily visible from scaffolding but may not constitute the entirety of similar defects or features. Please confirm with CA the extent of any works identified for repair prior to undertaking decorations.
 2. The drawings indicates general location and is not intended as an exact replica of the crack or other feature.
 3. All repairs and decorations must be agreed with the CA and the Local Authority by reference to sample prior to completing all or similar works.
 4. Please refer to Design and Access Statement 064/A/7001 for schedule of spot items and general specifications for all buildings.

- KEY:**
- DX16 Door reference
 - DN24 New/Replacement door reference
 - WB 1 Window reference
 - WB N1 New/Replacement window reference
 - Bolt Holes (to be filled)
 - └─┘ Cracks. No work **unless** loose mortar or risk of falling debris from stonework/projecting features
 - Heavily blistered paintwork to be removed and areas redecorated
 - Areas of identified cracking/spalling/rot for investigation and remedial works where agreed
 - Liquid waterproofer- check for degradation and re-apply. Refirm to general specification.
 - XX Spot item reference

Revisions

CANAWAY FLEMING ARCHITECTS

Canaway Fleming Architects Ltd
The Dutch House
307 - 308 High Holborn
London WC1V 7LL
T: 020 7430 2262
F: 020 7430 2274
E: mailbox@canawayfleming.com

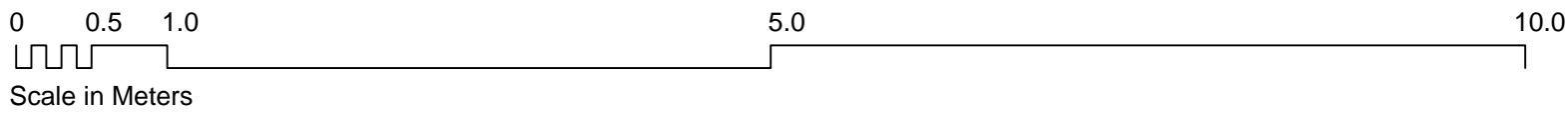
Client Holborn Links Limited.

Project 16-19 Southampton Place

Drawing Title Currently Approved Front Elevation 2 (No's 18 & 19)

Date July 2011 Scale 1:50@A1
1:100@A3

Project	Origin	No.	Revision
064	A	0448	-
Status	Drawn	Checked	
PLANNING	MN	NF	



Notes
Copyright remains the property of Canaway Fleming Architects and this drawing is not to be used for any purposes without the express permission of the Architect. No implied License is given for its use.

Do not scale from this drawing. All dimensions should be checked on site for accuracy.

Planning
These drawings are for planning and listed building application only and must not be used for any other purpose without the express permission of Canaway Fleming Architects. These are not for detailed construction purposes.

Structural Work
All indications as to structure are for graphic purposes only and must not be relied upon for accuracy in terms of size, detail or position. All structure and temporary propping to be confirmed by a suitably qualified structural engineer before beginning works.

Mechanical & Engineering Work
All indications as to M&E items are for graphic purposes only and must not be relied upon for accuracy in terms of size, detail or position. All M&E items to be confirmed by a suitably qualified M&E engineer before beginning works.

Survey Information
This survey has been carried out and drawn by Plowman Craven in October 2010 to an accuracy consistent with a presentation scale of 1:50.
All levels are in meters, related to Newlyn datum based upon OSBM value situated on NW face of School of Arts and Crafts, Theobalds Road.
The survey grid shown on this drawing uses a local origin and is orientated arbitrarily.
All quoted dimensions are in metres.

NB
1. The features on the facades that require remedial works are those that were readily visible from scaffolding but may not constitute the entirety of similar defects or features. Please confirm with CA the extent of any works identified for repair prior to undertaking decorations.

2. The drawings indicates general location and is not intended as an exact replica of the crack or other feature.

3. All repairs and decorations must be agreed with the CA and the Local Authority by reference to sample prior to completing all or similar works.

4. Please refer to Design and Access Statement 064/A/7001 for schedule of spot items and general specifications for all buildings.

KEY:

- DX16** Door reference
- DN24** New/Replacement door reference
- WB 1** Window reference
- WB N1** New/Replacement window reference
- Bolt Holes (to be filled)**
- Cracks. No work unless loose mortar or risk of falling debris from stonework/projecting features**
- Heavily blistered paintwork to be removed and areas redecorated**
- Areas of identified cracking/spalling/rot for investigation and remedial works where agreed**
- Liquid waterproofer- check for degradation and re-apply. Refirm to general specification.**
- Spot item reference**

Revisions

CANAWAY FLEMING ARCHITECTS

Canaway Fleming Architects Ltd
The Dutch House
307 - 308 High Holborn
London WC1V 7LL
T: 020 7430 2262
F: 020 7430 2274
E: mailbox@canawayfleming.com

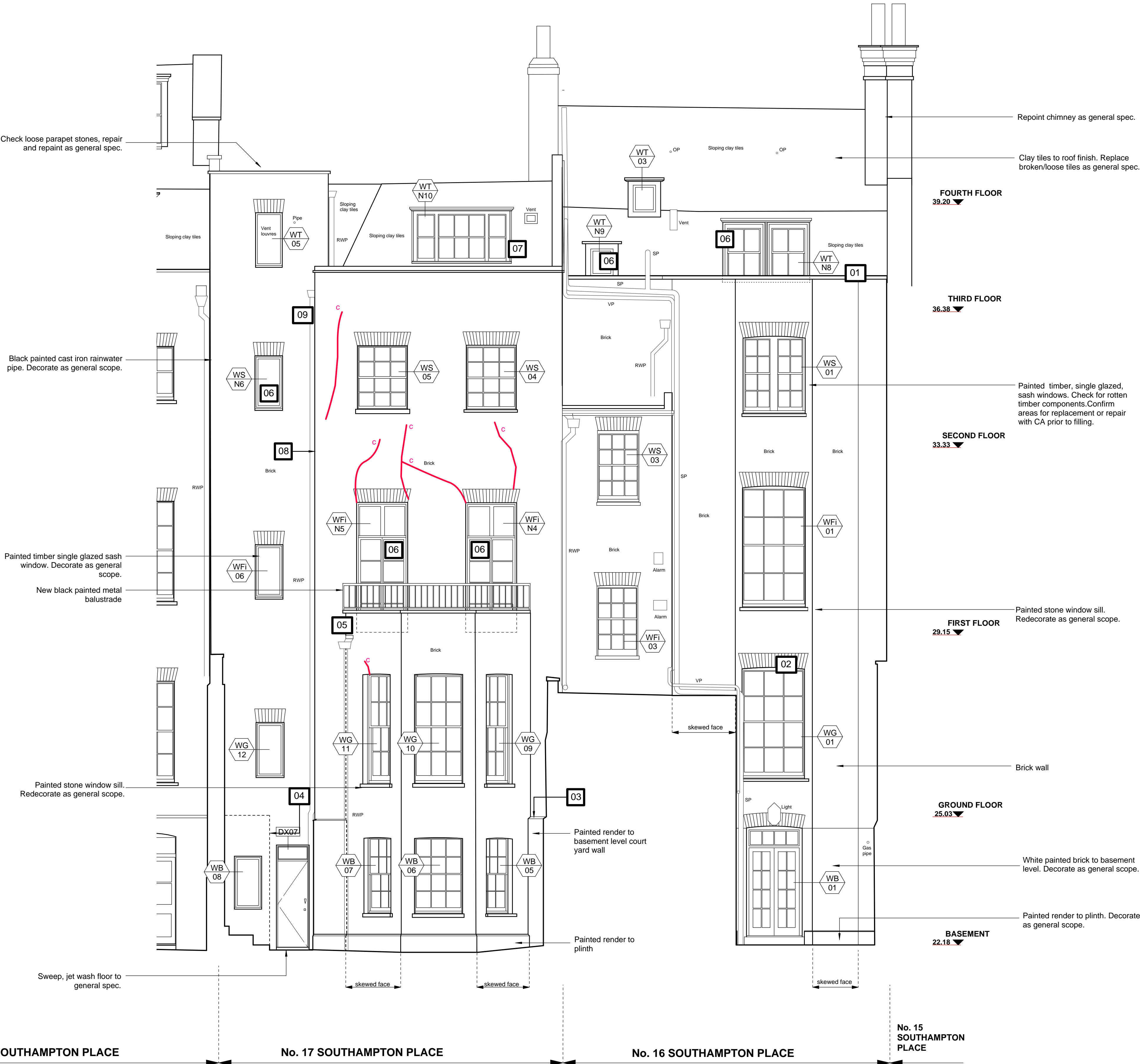
Client Holborn Links Limited.

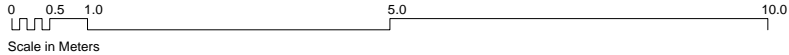
Project 16-19 Southampton Place

Drawing Title Currently Approved
Rear Elevation 1 (No's 16&17)

Date July 2011 Scale 1:50@A1
1:100@A3

Project	Origin	No.	Revision
064	A	0449	-
Status	Drawn	Checked	
PLANNING	MN	NF	





Notes
Copyright remains the property of Canaway Fleming Architects and this drawing is not to be used for any purposes without the express permission of the Architect. No implied License is given for its use.

Do not scale from this drawing. All dimensions should be checked on site for accuracy.

Planning
These drawings are for planning and listed building application only and must not be used for any other purpose without the express permission of Canaway Fleming Architects. These are not for detailed construction purposes.

Structural Work
All indications as to structure are for graphic purposes only and must not be relied upon for accuracy in terms of size, detail or position. All structure and temporary propping to be confirmed by a suitably qualified structural engineer before beginning works.

Mechanical & Engineering Work
All indications as to M&E items are for graphic purposes only and must not be relied upon for accuracy in terms of size, detail or position. All M&E items to be confirmed by a suitably qualified M&E engineer before beginning works.

Survey Information
This survey has been carried out and drawn by Plowman Craven in October 2010 to an accuracy consistent with a presentation scale of 1:50.
All levels are in meters, related to Newlyn datum based upon OSBM value situated on NW face of School of Arts and Crafts, Theobalds Road.
The survey grid shown on this drawing uses a local origin and is orientated arbitrarily.
All quoted dimensions are in metres.

NB
1. The features on the facades that require remedial works are those that were readily visible from scaffolding but may not constitute the entirety of similar defects or features. Please confirm with CA the extent of any works identified for repair prior to undertaking decorations.
2. The drawings indicates general location and is not intended as an exact replica of the crack or other feature.
3. All repairs and decorations must be agreed with the CA and the Local Authority by reference to sample prior to completing all or similar works.
4. Please refer to Design and Access Statement 064/A/7001 for schedule of spot items and general specifications for all buildings.

- KEY:**
- DX16 Door reference
 - DN24 New/Replacement door reference
 - WB 1 Window reference
 - WB N1 New/Replacement window reference
 - Bolt Holes (to be filled)
 - └─┘ Cracks. No work **unless** loose mortar or risk of falling debris from stonework/projecting features
 - Heavily blistered paintwork to be removed and areas redecorated
 - Areas of identified cracking/spalling/rot for investigation and remedial works where agreed
 - Liquid waterproofer- check for degradation and re-apply. Refirm to general specification.
 - XX Spot item reference

Revisions

CANAWAY FLEMING ARCHITECTS

Canaway Fleming Architects Ltd
The Dutch House
307 - 308 High Holborn
London WC1V 7LL

T: 020 7430 2262
F: 020 7430 2274
E: mailbox@canawayfleming.com

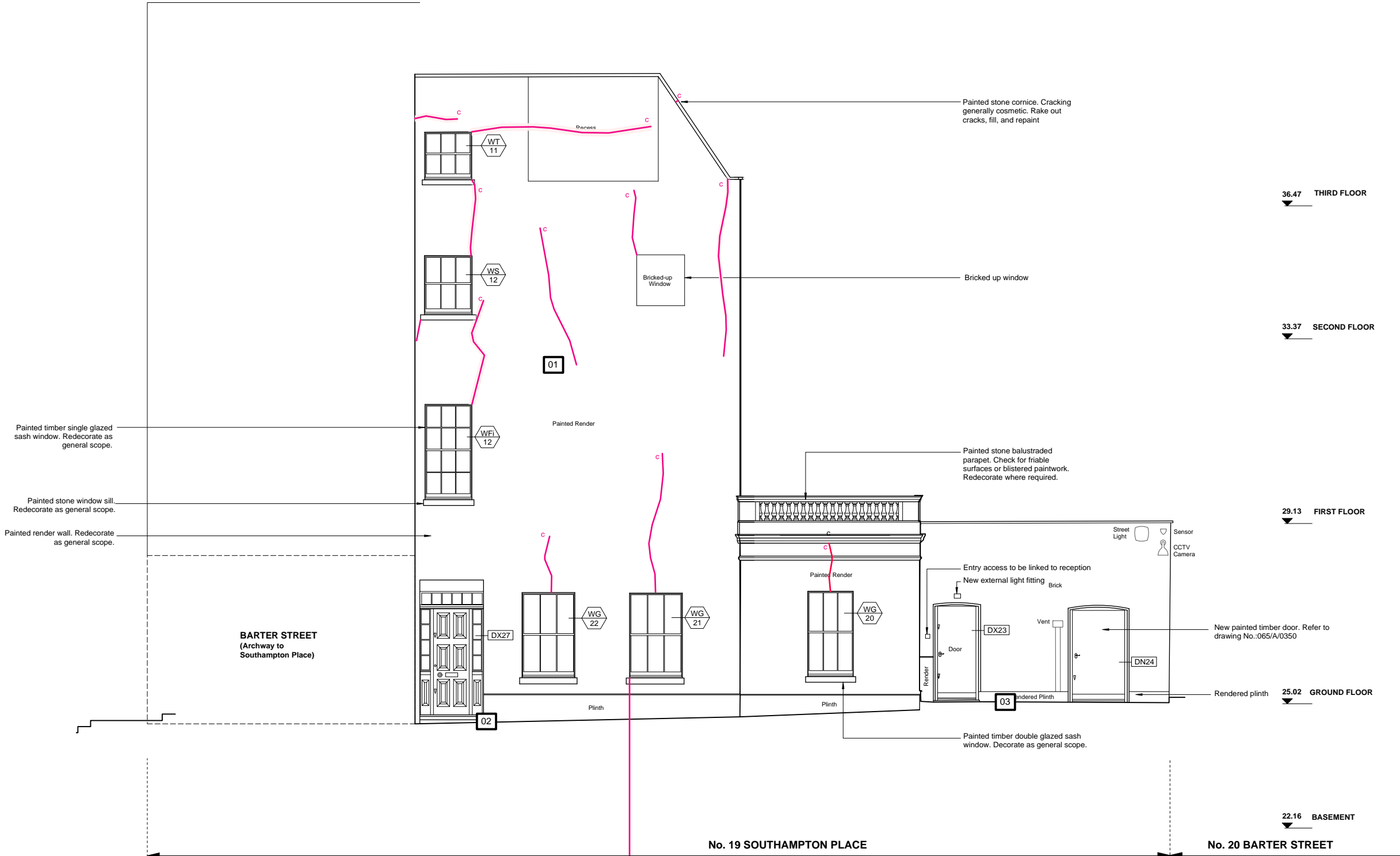
Client: Holborn Links Limited.

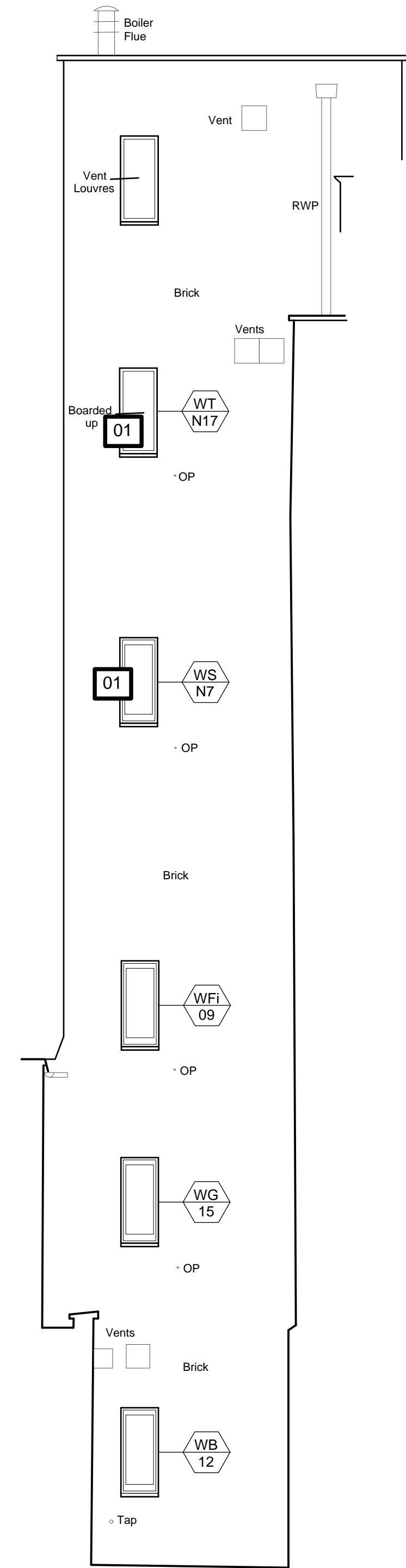
Project: 16-19 Southampton Place

Drawing Title: Currently Approved Side Elevation (No. 19 Southampton Place)

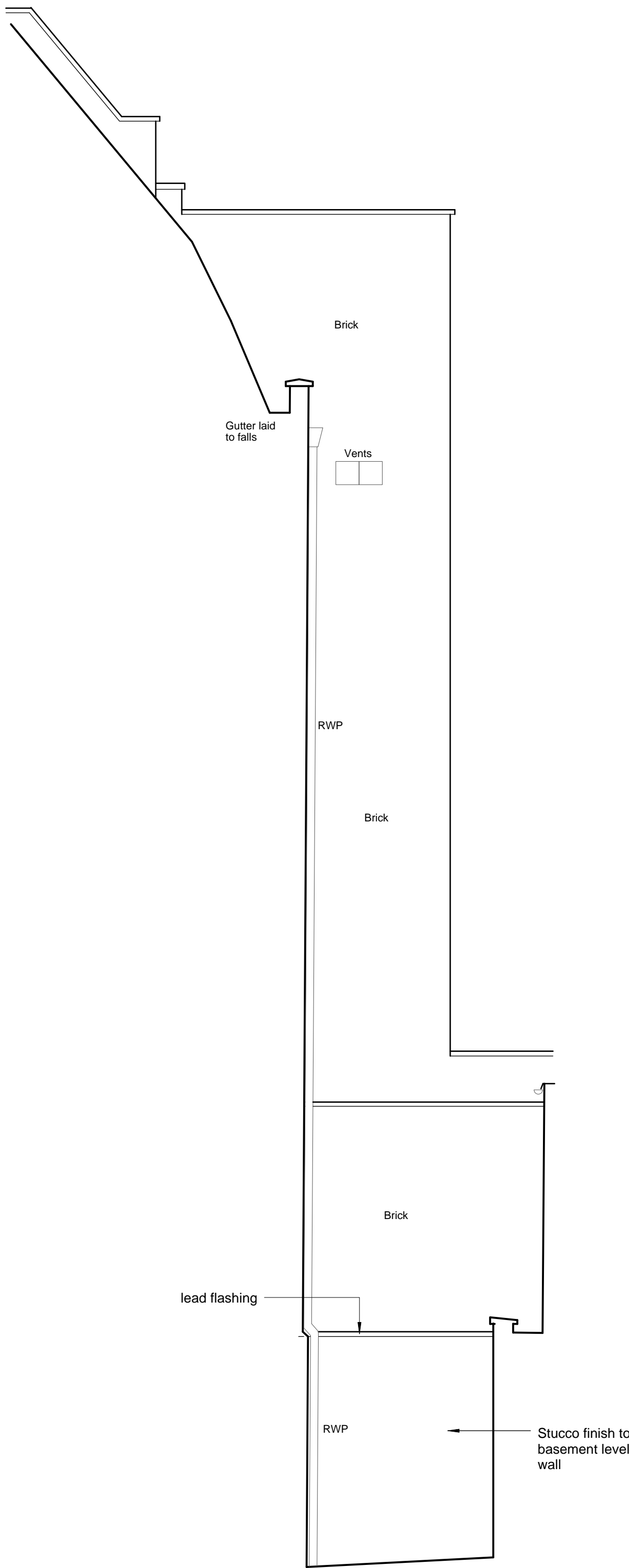
Date: July 2011 Scale: 1:50@A1 1:100@A3

Project	Origin	No.	Revision
064	A	0451	-
Status	Drawn	Checked	
PLANNING	MN	NF	

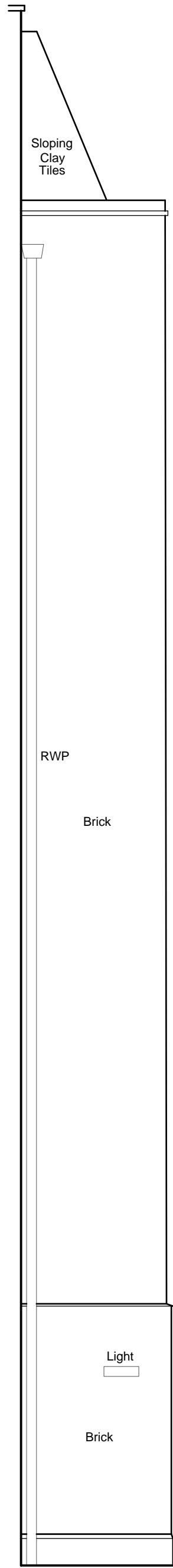




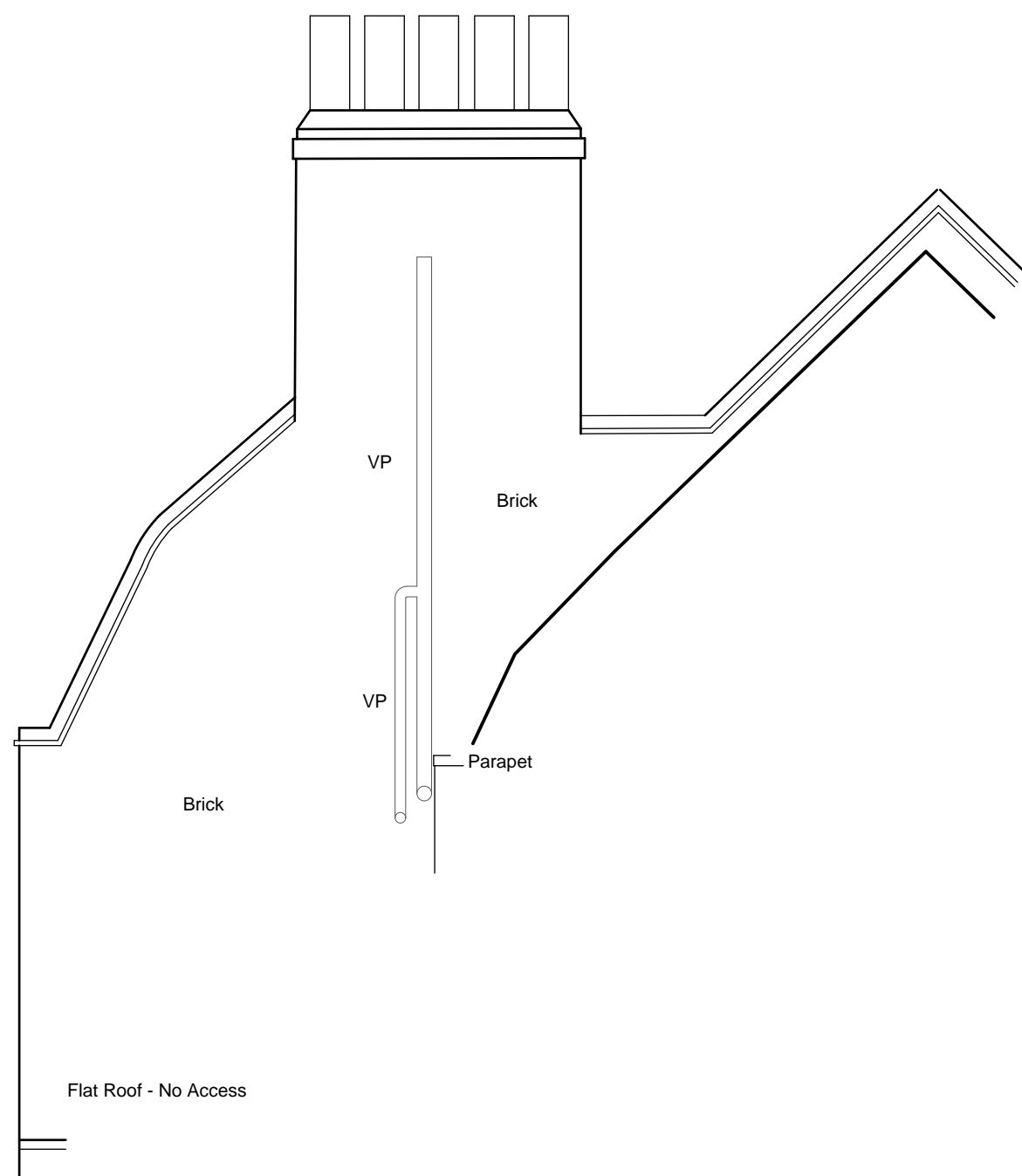
01 ELEVATION A (18 SP)
A0452 CURRENTLY APPROVED 1:50@A1



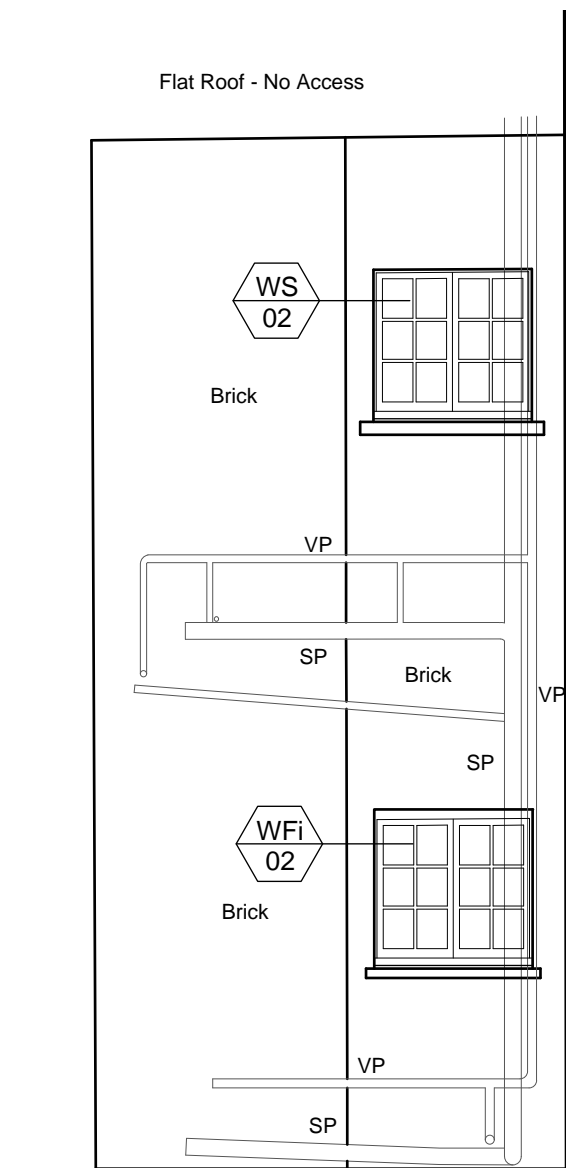
02 ELEVATION B (18 SP)
A0452 CURRENTLY APPROVED 1:50@A1



03 ELEVATION C (17 SP)
A0452 CURRENTLY APPROVED 1:50@A1

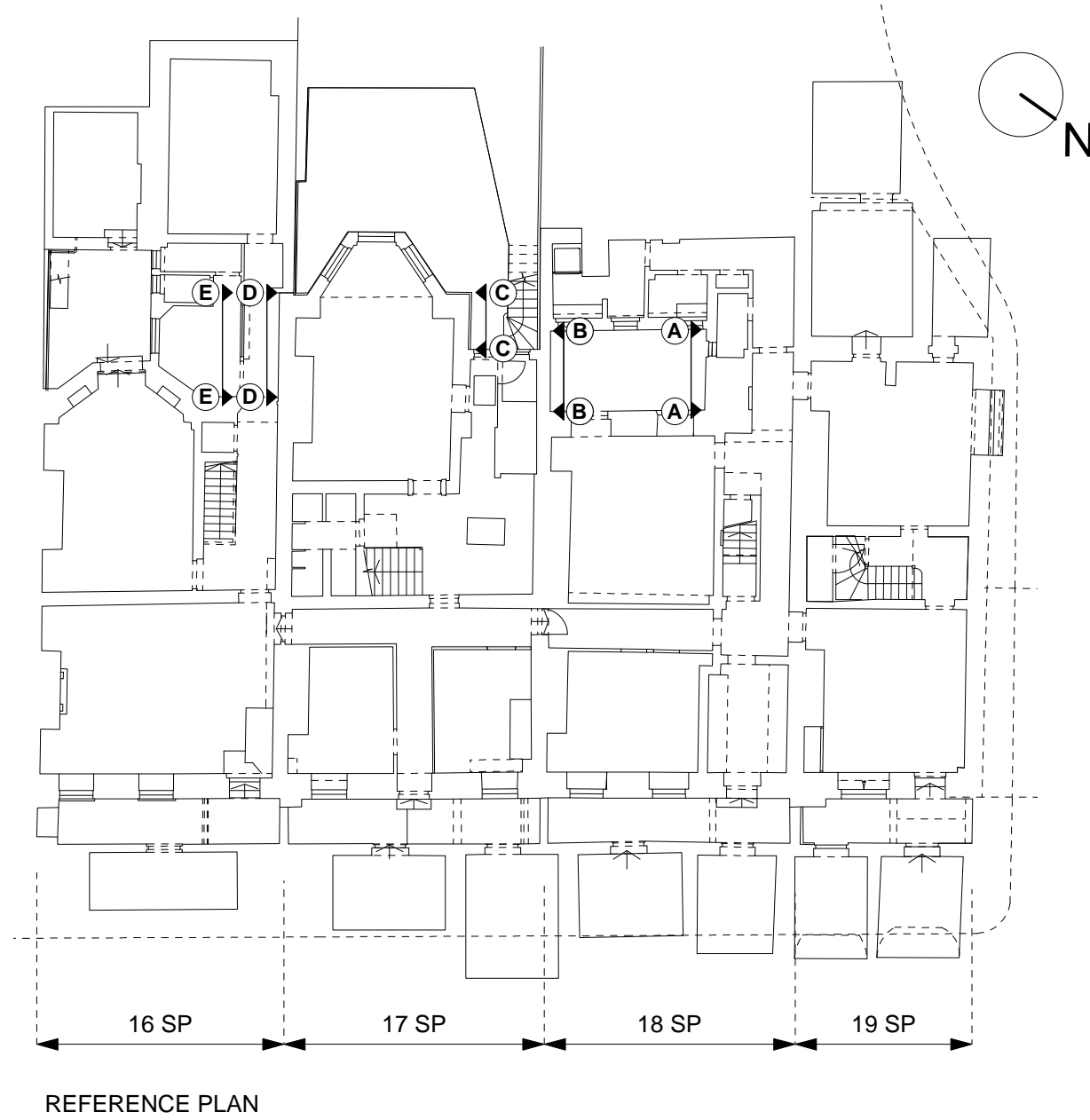


04 ELEVATION D (17 SP)
A0452 CURRENTLY APPROVED 1:50@A1



05 ELEVATION E (16 SP)
A0452 CURRENTLY APPROVED 1:50@A1

0 0.5 1.0 5.0 10.0
Scale in Meters



Notes
Copyright remains the property of Canaway Fleming Architects and this drawing is not to be used for any purposes without the express permission of the Architect. No implied License is given for its use.

Do not scale from this drawing. All dimensions should be checked on site for accuracy.

Planning
These drawings are for planning and listed building application only and must not be used for any other purpose without the express permission of Canaway Fleming Architects. These are not for detailed construction purposes.

Structural Work
All indications as to structure are for graphic purposes only and must not be relied upon for accuracy in terms of size, detail or position. All structure and temporary propping to be confirmed by a suitably qualified structural engineer before beginning works.

Mechanical & Engineering Work
All indications as to M&E items are for graphic purposes only and must not be relied upon for accuracy in terms of size, detail or position. All M&E items to be confirmed by a suitably qualified M&E engineer before beginning works.

Survey Information
This survey has been carried out and drawn by Plowman Craven in October 2010 to an accuracy consistent with a presentation scale of 1:50.
All levels are in meters, related to Newlyn datum based upon OSBM value situated on NW face of School of Arts and Crafts, Theobalds Road.
The survey grid shown on this drawing uses a local origin and is orientated arbitrarily.
All quoted dimensions are in metres.

NB
1. The features on the facades that require remedial works are those that were readily visible from scaffolding but may not constitute the entirety of similar defects or features. Please confirm with CA the extent of any works identified for repair prior to undertaking decorations.

2. The drawings indicates general location and is not intended as an exact replica of the crack or other feature.

3. All repairs and decorations must be agreed with the CA and the Local Authority by reference to sample prior to completing all or similar works.

4. Please refer to Design and Access Statement 064/A/7001 for schedule of spot items and general specifications for all buildings.

KEY:

- DX16** Door reference
- DN24** New/Replacement door reference
- WB 1** Window reference
- WB N1** New/Replacement window reference
- Bolt Holes (to be filled)**
- Cracks. No work unless loose mortar or risk of falling debris from stonework/projecting features**
- Heavily blistered paintwork to be removed and areas redecorated**
- Areas of identified cracking/spalling/rot for investigation and remedial works where agreed**
- Liquid waterproofer- check for degradation and re-apply. Refirm to general specification.**
- XX** Spot item reference

Revisions

CANAWAY FLEMING ARCHITECTS

Canaway Fleming Architects Ltd
The Dutch House
307 - 308 High Holborn
London WC1V 7LL
T: 020 7430 2262
F: 020 7430 2274
E: mailbox@canawayfleming.com

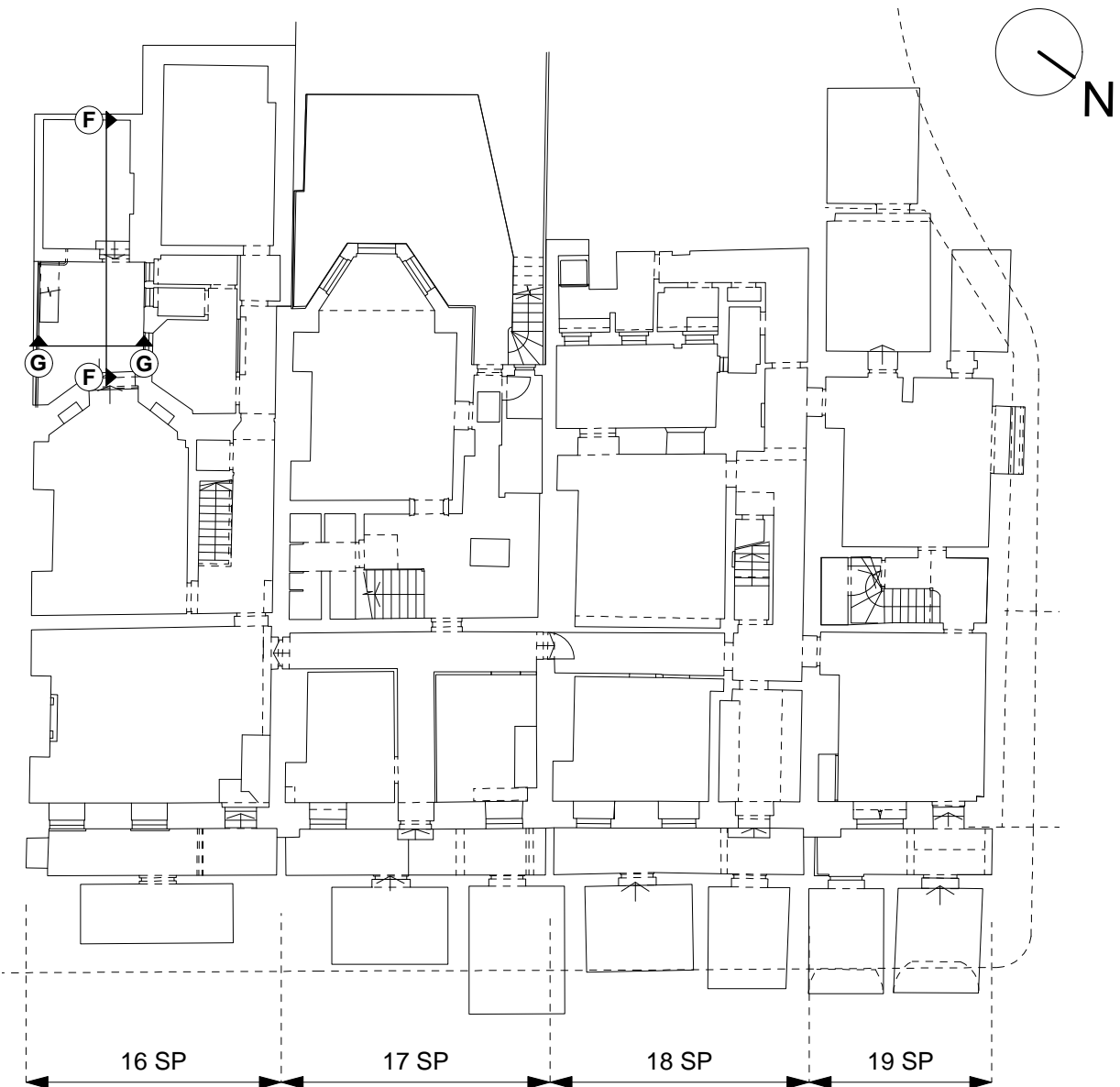
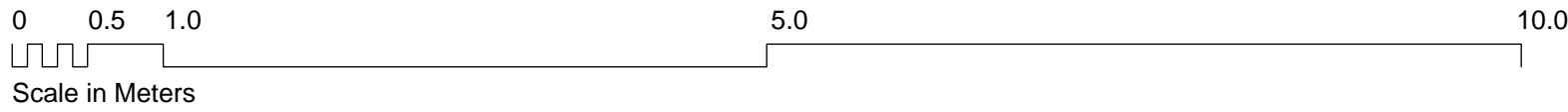
Client Holborn Links Limited.

Project 16-19 Southampton Place

Drawing Title Currently Approved
Other Elevations (A - E)

Date July 2011 Scale 1:50@A1
1:100@A3

Project	Origin	No.	Revision
064	A	0452	-
Status	Drawn	Checked	
PLANNING	LH	NF	



REFERENCE PLAN



16 SP Rear Elevation

Notes
Copyright remains the property of Canaway Fleming Architects and this drawing is not to be used for any purposes without the express permission of the Architect. No implied License is given for its use.

Do not scale from this drawing. All dimensions should be checked on site for accuracy.

Planning
These drawings are for planning and listed building application only and must not be used for any other purpose without the express permission of Canaway Fleming Architects. These are not for detailed construction purposes.

Structural Work
All indications as to structure are for graphic purposes only and must not be relied upon for accuracy in terms of size, detail or position. All structure and temporary propping to be confirmed by a suitably qualified structural engineer before beginning works.

Mechanical & Engineering Work
All indications as to M&E items are for graphic purposes only and must not be relied upon for accuracy in terms of size, detail or position. All M&E items to be confirmed by a suitably qualified M&E engineer before beginning works.

Survey Information
This survey has been carried out and drawn by Plowman Craven in October 2010 to an accuracy consistent with a presentation scale of 1:50.
All levels are in meters, related to Newlyn datum based upon OSBM value situated on NW face of School of Arts and Crafts, Theobalds Road.
The survey grid shown on this drawing uses a local origin and is orientated arbitrarily.
All quoted dimensions are in metres.

- NB**
- The features on the facades that require remedial works are those that were readily visible from scaffolding but may not constitute the entirety of similar defects or features. Please confirm with CA the extent of any works identified for repair prior to undertaking decorations.
 - The drawings indicates general location and is not intended as an exact replica of the crack or other feature.
 - All repairs and decorations must be agreed with the CA and the Local Authority by reference to sample prior to completing all or similar works.
 - Please refer to Design and Access Statement 064/A/7001 for schedule of spot items and general specifications for all buildings.

KEY:

- DX16 Door reference
- DN24 New/Replacement door reference
- WB 1 Window reference
- WB N1 New/Replacement window reference
- Bolt Holes (to be filled)
- └─┘ Cracks. No work **unless** loose mortar or risk of falling debris from stonework/projecting features
- Heavily blistered paintwork to be removed and areas redecorated
- Areas of identified cracking/spalling/rot for investigation and remedial works where agreed
- Liquid waterproofer- check for degradation and re-apply. Refirm to general specification.
- XX Spot item reference

Revisions

CANAWAY FLEMING ARCHITECTS

Canaway Fleming Architects Ltd
The Dutch House
307 - 308 High Holborn
London WC1V 7LL
T: 020 7430 2262
F: 020 7430 2274
E: mailbox@canawayfleming.com

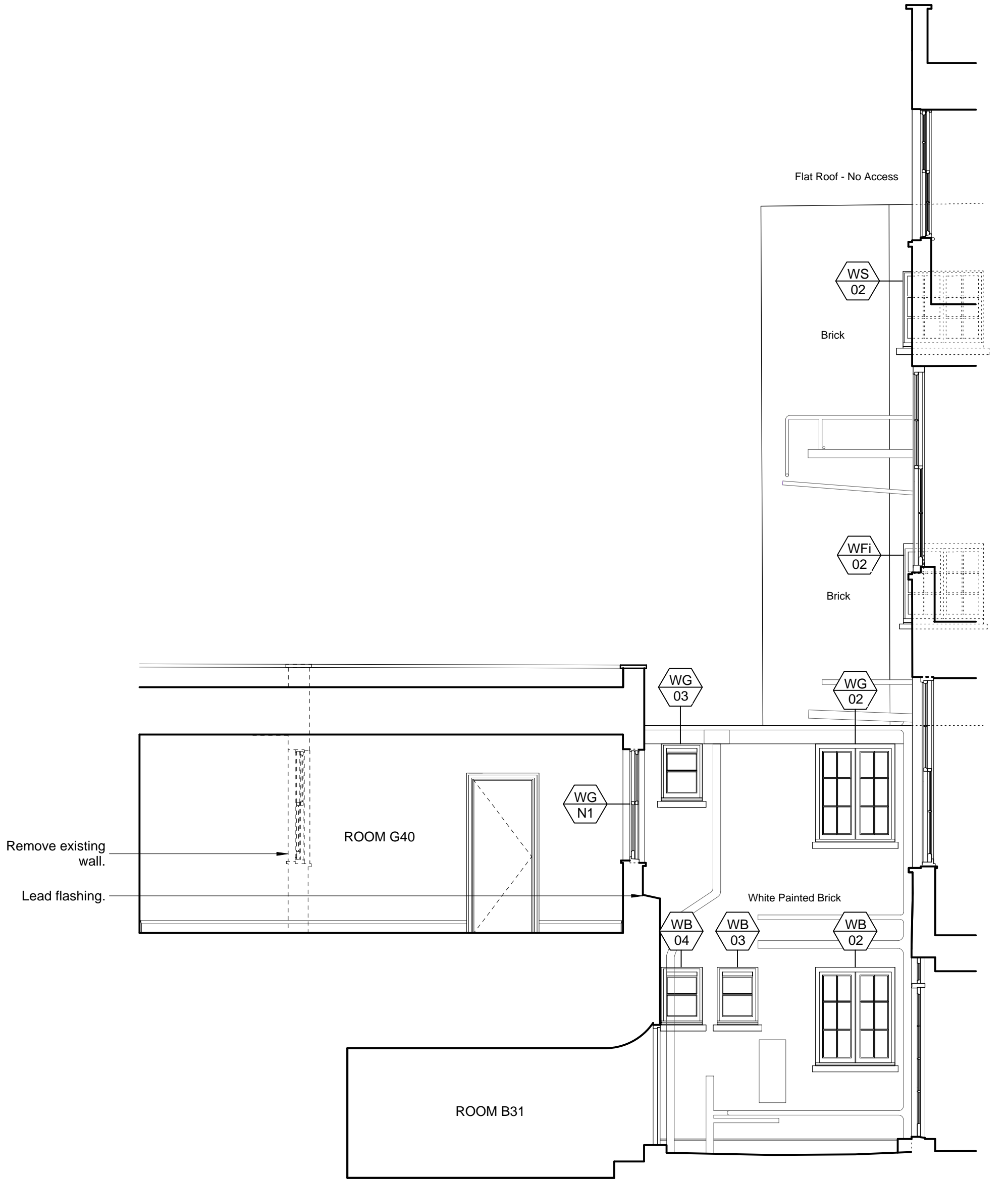
Client **Holborn Links Limited.**

Project **16-19 Southampton Place**

Drawing Title **No. 16 SP Currently Approved
Courtyard Elevations (F, G)**

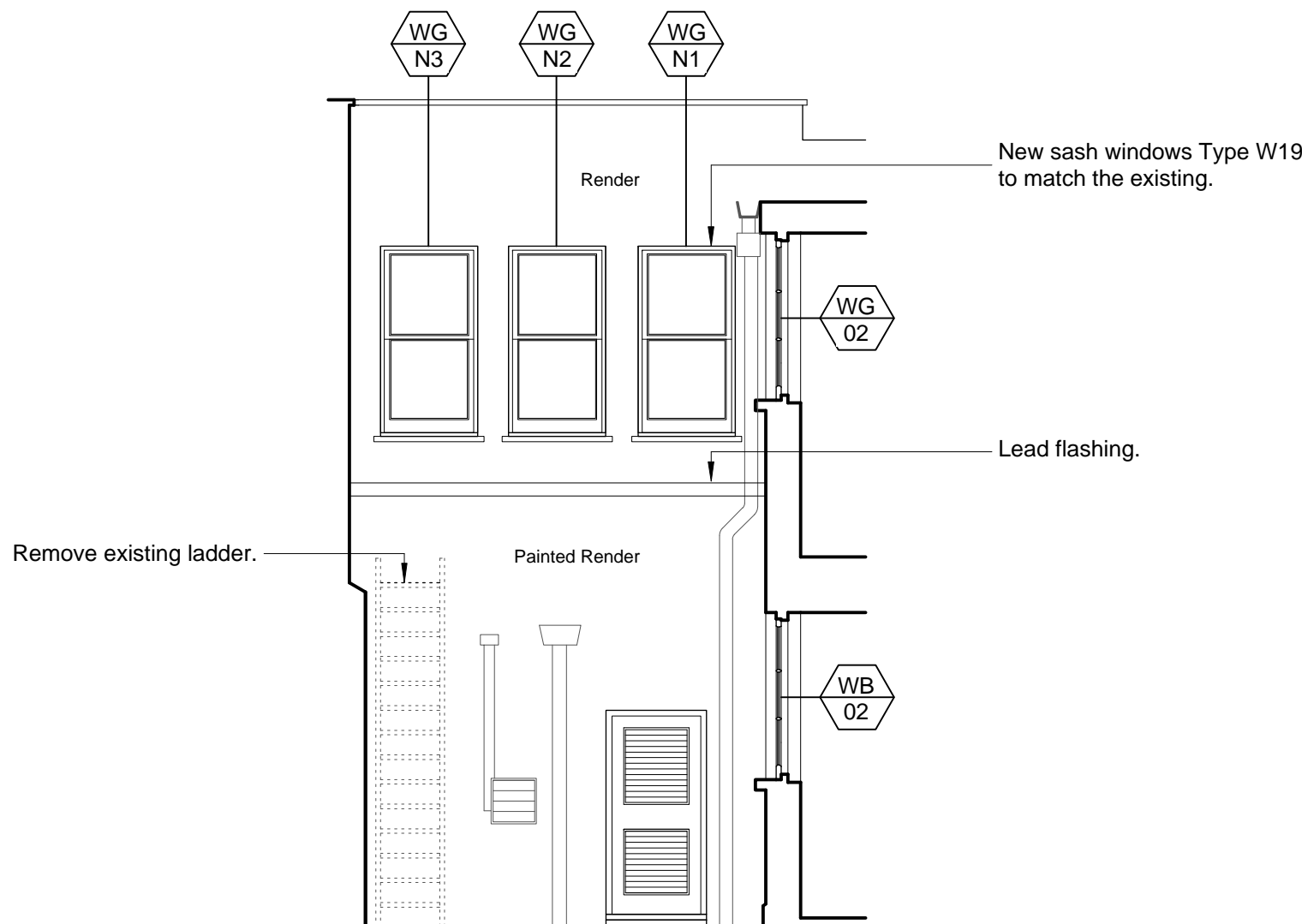
Date **July 2011** Scale **1:50@A1
1:100@A3**

Project	Origin	No.	Revision
064	A	0453	-
Status	Drawn	Checked	
PLANNING	ZS	NF	



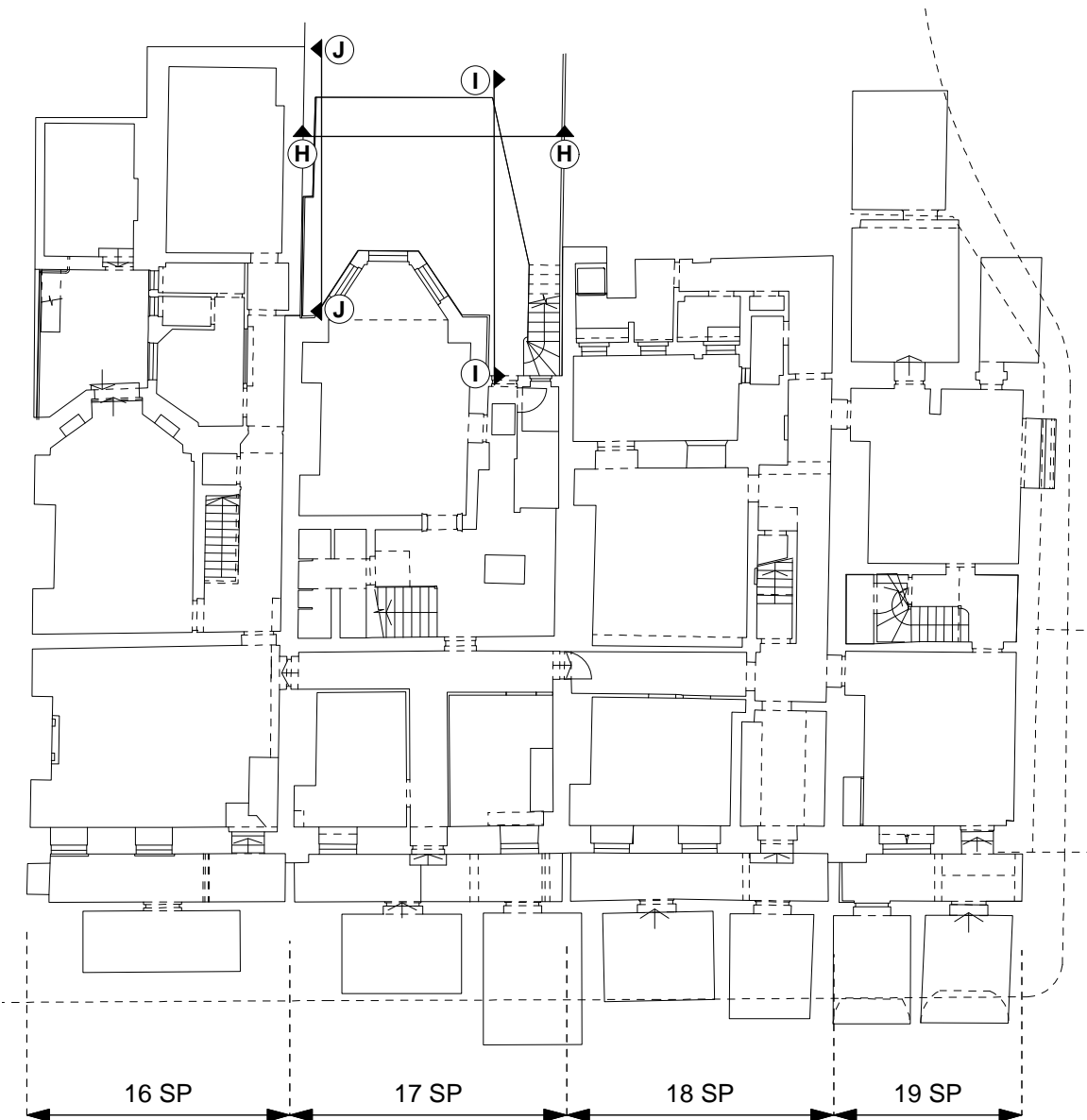
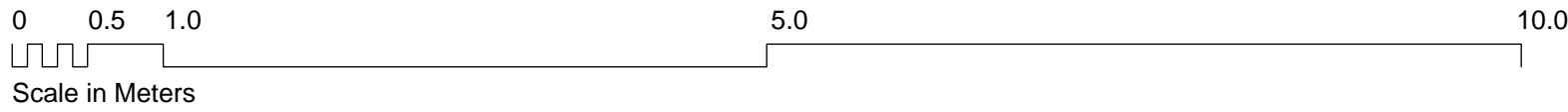
20.00m Above Ordnance Datum

01 ELEVATION F (16 SP)
A0453 CURRENTLY APPROVED 1:50@A1



20.00m Above Ordnance Datum

02 ELEVATION G (16 SP)
A0453 CURRENTLY APPROVED 1:50@A1



REFERENCE PLAN

Notes
Copyright remains the property of Canaway Fleming Architects and this drawing is not to be used for any purposes without the express permission of the Architect. No implied License is given for its use.

Do not scale from this drawing. All dimensions should be checked on site for accuracy.

Planning
These drawings are for planning and listed building application only and must not be used for any other purpose without the express permission of Canaway Fleming Architects.
These are not for detailed construction purposes.

Structural Work
All indications as to structure are for graphic purposes only and must not be relied upon for accuracy in terms of size, detail or position. All structure and temporary propping to be confirmed by a suitably qualified structural engineer before beginning works.

Mechanical & Engineering Work
All indications as to M&E items are for graphic purposes only and must not be relied upon for accuracy in terms of size, detail or position. All M&E items to be confirmed by a suitably qualified M&E engineer before beginning works.

Survey Information
This survey has been carried out and drawn by Plowman Craven in October 2010 to an accuracy consistent with a presentation scale of 1:50.
All levels are in meters, related to Newlyn datum based upon OSBM value situated on NW face of School of Arts and Crafts, Theobalds Road.
The survey grid shown on this drawing uses a local origin and is orientated arbitrarily.
All quoted dimensions are in metres.

- NB**
1. The features on the facades that require remedial works are those that were readily visible from scaffolding but may not constitute the entirety of similar defects or features. Please confirm with CA the extent of any works identified for repair prior to undertaking decorations.
 2. The drawings indicates general location and is not intended as an exact replica of the crack or other feature.
 3. All repairs and decorations must be agreed with the CA and the Local Authority by refence to sample prior to completing all or similar works.
 4. Please refer to Scope Document 064/A/7001 or schedule of spot items and general specifications for all buildings.

- KEY:**
- Dxxx Door reference
 - WX
xx Window reference
 - Bolt Holes (to be filled)
 - └─┐
c Cracks. No work **unless** loose mortar or risk of falling debris from stonework/projecting features
 - Heavily blistered paintwork to be removed and areas redecorated
 - Areas of identified cracking/spalling/rot for investigation and remedial works where agreed
 - Liquid waterproofer- check for degradation and re-apply. Refirm to general specification.

Revisions

CANAWAY FLEMING ARCHITECTS

Canaway Fleming Architects Ltd
The Dutch House
307 - 308 High Holborn
London WC1V 7LL
T: 020 7430 2262
F: 020 7430 2274
E: mailbox@canawayfleming.com

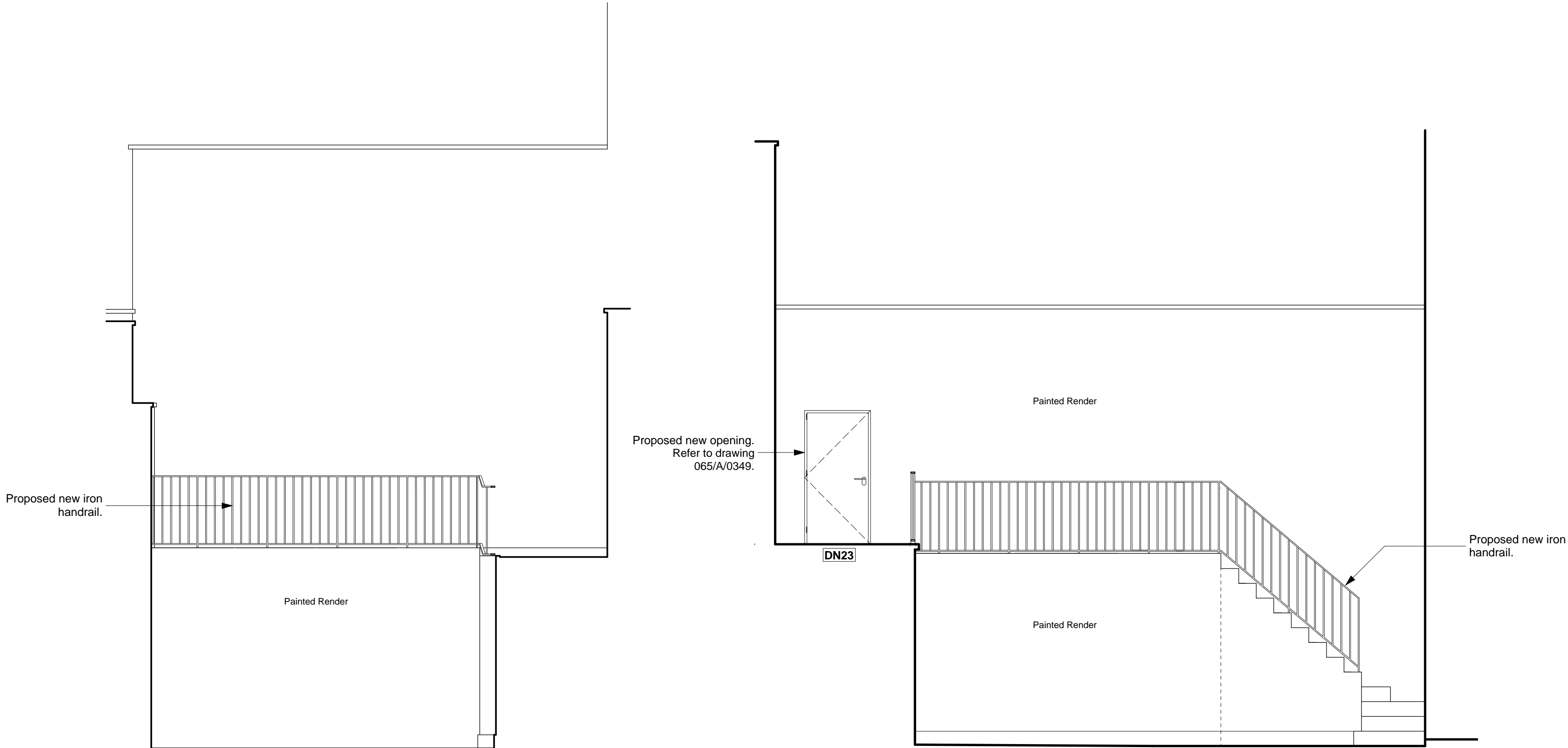
Client Holborn Links Limited.

Project 16-19 Southampton Place

Drawing Title No.17 SP Currently Approved
Courtyard Elevations (H, I, J)

Date July 2011 Scale 1:50@A1
1:100@A3

Project	Origin	No.	Revision
064	A	0454	-
Status	Drawn	Checked	
PLANNING	ZS	NF	

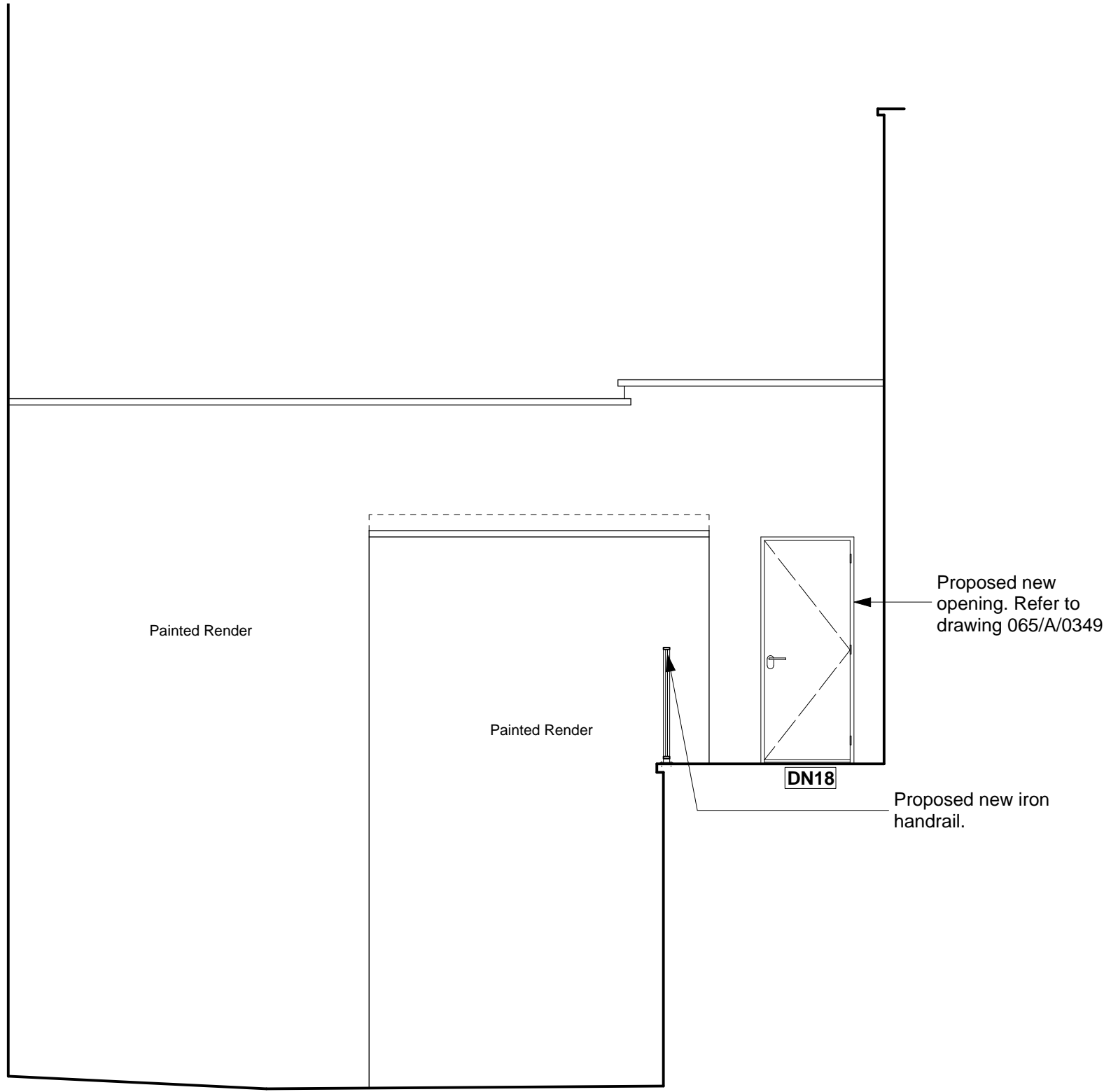


20.00m Above Ordnance Datum

20.00m Above Ordnance Datum

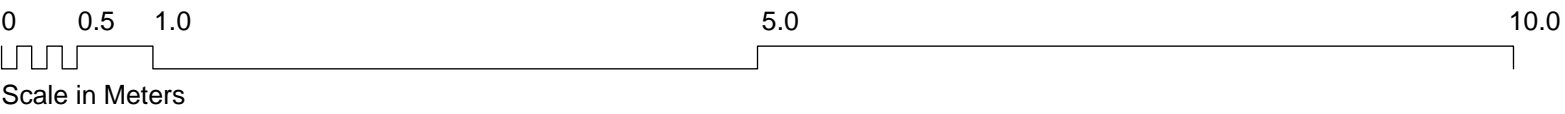
01 ELEVATION H (17 SP)
A0454 CURRENTLY APPROVED 1:50@A1

07 ELEVATION I (17 SP)
A0454 CURRENTLY APPROVED 1:50@A1



20.00m Above Ordnance Datum

08 ELEVATION J (17 SP)
A0454 CURRENTLY APPROVED 1:50@A1



Notes
Copyright remains the property of Canaway Fleming Architects and this drawing is not to be used for any purposes without the express permission of the Architect. No implied License is given for its use.

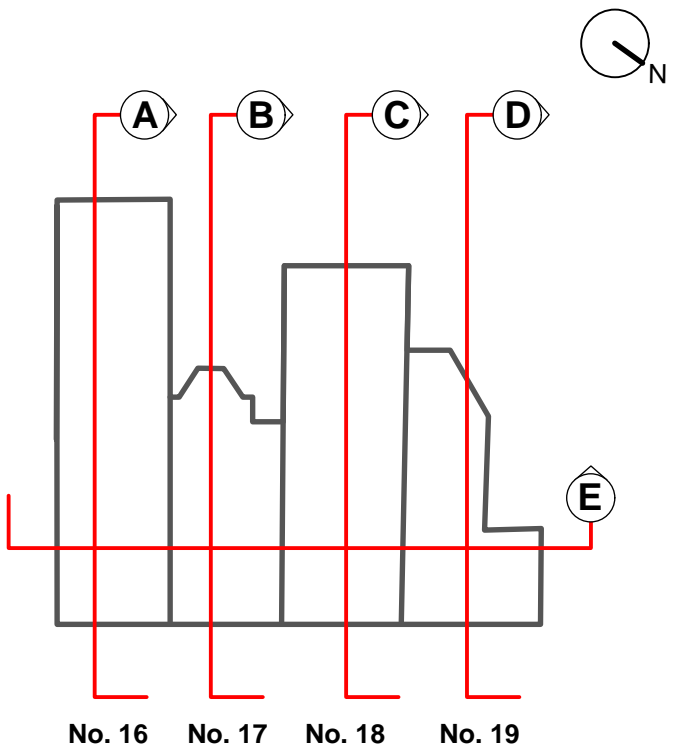
Do not scale from this drawing. All dimensions should be checked on site for accuracy.

Planning
These drawings are for planning and listed building application only and must not be used for any other purpose without the express permission of Canaway Fleming Architects.
These are not for detailed construction purposes.

Structural Work
All indications as to structure are for graphic purposes only and must not be relied upon for accuracy in terms of size, detail or position. All structure and temporary propping to be confirmed by a suitably qualified structural engineer before beginning works.

Mechanical & Engineering Work
All indications as to M&E items are for graphic purposes only and must not be relied upon for accuracy in terms of size, detail or position. All M&E items to be confirmed by a suitably qualified M&E engineer before beginning works.

Survey Information
This survey has been carried out and drawn by Plowman Craven in October 2010 to an accuracy consistent with a presentation scale of 1:50.
All levels are in meters, related to Newlyn datum based upon OSBM value situated on NW face of School of Arts and Crafts, Theobalds Road.
The survey grid shown on this drawing uses a local origin and is orientated arbitrarily.
All quoted dimensions are in metres.



- KEY:**
- Window reference
 - New/Replacement window reference

Revisions

CANAWAY FLEMING ARCHITECTS

Canaway Fleming Architects Ltd
The Dutch House
307 - 308 High Holborn
London WC1V 7LL
T: 020 7430 2262
F: 020 7430 2274
E: mailbox@canawayfleming.com

Client Holborn Links Limited.

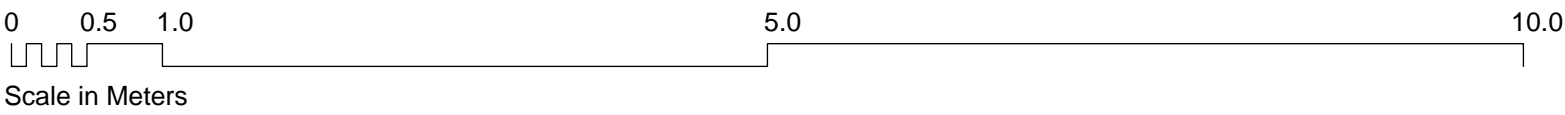
Project 16-19 Southampton Place

Drawing Title Currently Approved Section A-A
(through No. 16 Southampton Place)

Date July 2011 Scale 1:50@A1
1:100@A3

Project	Origin	No.	Revision
064	A	0455	-
Status	Drawn	Checked	
Planning	ZS	NF	





Notes
Copyright remains the property of Canaway Fleming Architects and this drawing is not to be used for any purposes without the express permission of the Architect. No implied License is given for its use.

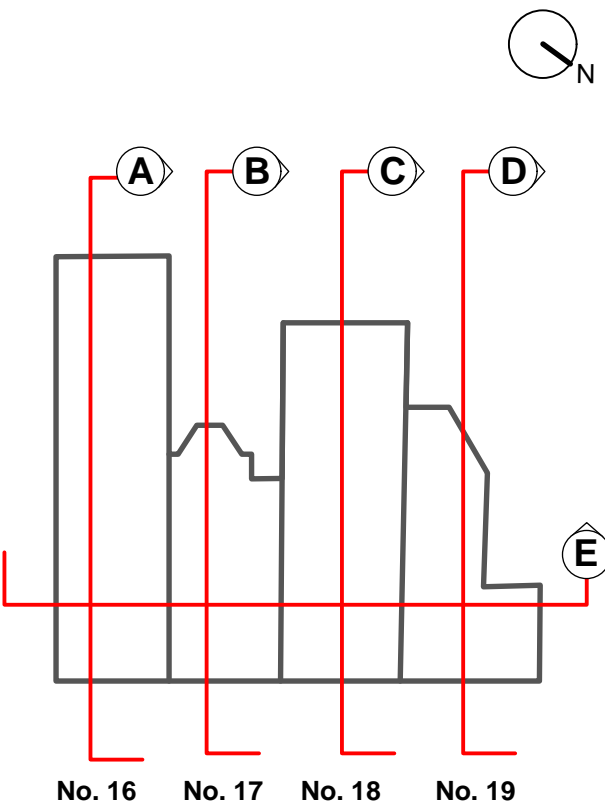
Do not scale from this drawing. All dimensions should be checked on site for accuracy.

Planning
These drawings are for planning and listed building application only and must not be used for any other purpose without the express permission of Canaway Fleming Architects. These are not for detailed construction purposes.

Structural Work
All indications as to structure are for graphic purposes only and must not be relied upon for accuracy in terms of size, detail or position. All structure and temporary propping to be confirmed by a suitably qualified structural engineer before beginning works.

Mechanical & Engineering Work
All indications as to M&E items are for graphic purposes only and must not be relied upon for accuracy in terms of size, detail or position. All M&E items to be confirmed by a suitably qualified M&E engineer before beginning works.

Survey Information
This survey has been carried out and drawn by Plowman Craven in October 2010 to an accuracy consistent with a presentation scale of 1:50.
All levels are in meters, related to Newlyn datum based upon OSBM value situated on NW face of School of Arts and Crafts, Theobalds Road.
The survey grid shown on this drawing uses a local origin and is orientated arbitrarily.
All quoted dimensions are in metres.



KEY:

- Window reference
- New/Replacement window reference

Revisions

CANAWAY FLEMING ARCHITECTS

Canaway Fleming Architects Ltd
The Dutch House
307 - 308 High Holborn
London WC1V 7LL
T: 020 7430 2262
F: 020 7430 2274
E: mailbox@canawayfleming.com

Client Holborn Links Limited.

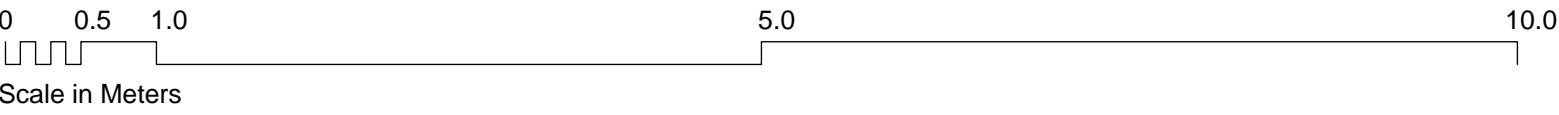
Project 16-19 Southampton Place

Drawing Title Currently Approved Section B-B
(through No. 17 Southampton Place)

Date July 2011 Scale 1:50@A1
1:100@A3

Project	Origin	No.	Revision
064	A	0456	-
Status	Drawn	Checked	
Planning	ZS	NF	

01 SECTION B-B (THROUGH NO. 17 SOUTHAMPTON PLACE)
A0456 CURRENTLY APPROVED 1:50@A1



Notes
Copyright remains the property of Canaway Fleming Architects and this drawing is not to be used for any purposes without the express permission of the Architect. No implied License is given for its use.

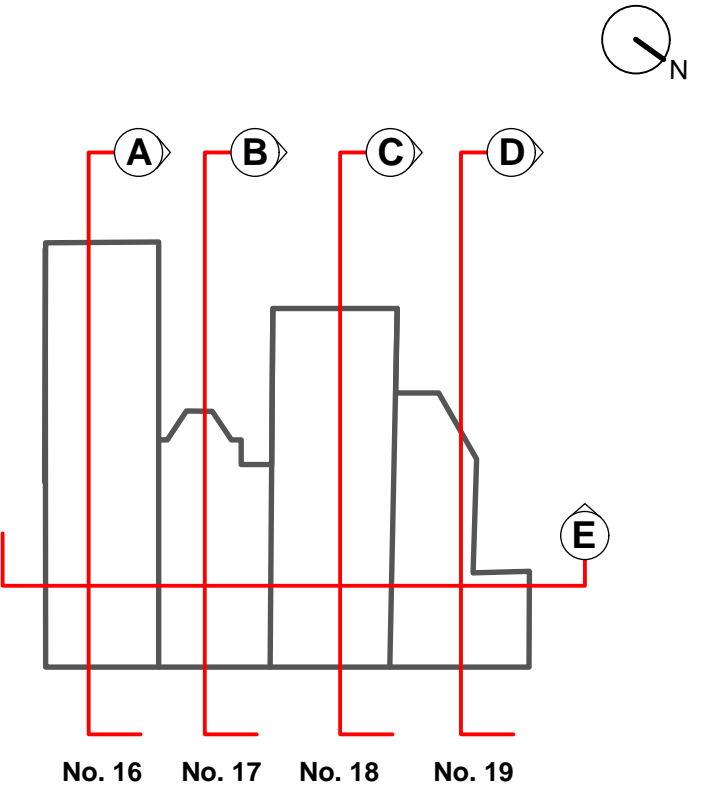
Do not scale from this drawing. All dimensions should be checked on site for accuracy.

Planning
These drawings are for planning and listed building application only and must not be used for any other purpose without the express permission of Canaway Fleming Architects.
These are not for detailed construction purposes.

Structural Work
All indications as to structure are for graphic purposes only and must not be relied upon for accuracy in terms of size, detail or position. All structure and temporary propping to be confirmed by a suitably qualified structural engineer before beginning works.

Mechanical & Engineering Work
All indications as to M&E items are for graphic purposes only and must not be relied upon for accuracy in terms of size, detail or position. All M&E items to be confirmed by a suitably qualified M&E engineer before beginning works.

Survey Information
This survey has been carried out and drawn by Plowman Craven in October 2010 to an accuracy consistent with a presentation scale of 1:50.
All levels are in meters, related to Newlyn datum based upon OSBM value situated on NW face of School of Arts and Crafts, Theobalds Road.
The survey grid shown on this drawing uses a local origin and is orientated arbitrarily.
All quoted dimensions are in metres.



- KEY:**
- Window reference
 - New/Replacement window reference

Revisions

CANAWAY FLEMING ARCHITECTS
Canaway Fleming Architects Ltd
The Dutch House
307 - 308 High Holborn
London WC1V 7LL
T: 020 7430 2262
F: 020 7430 2274
E: mailbox@canawayfleming.com

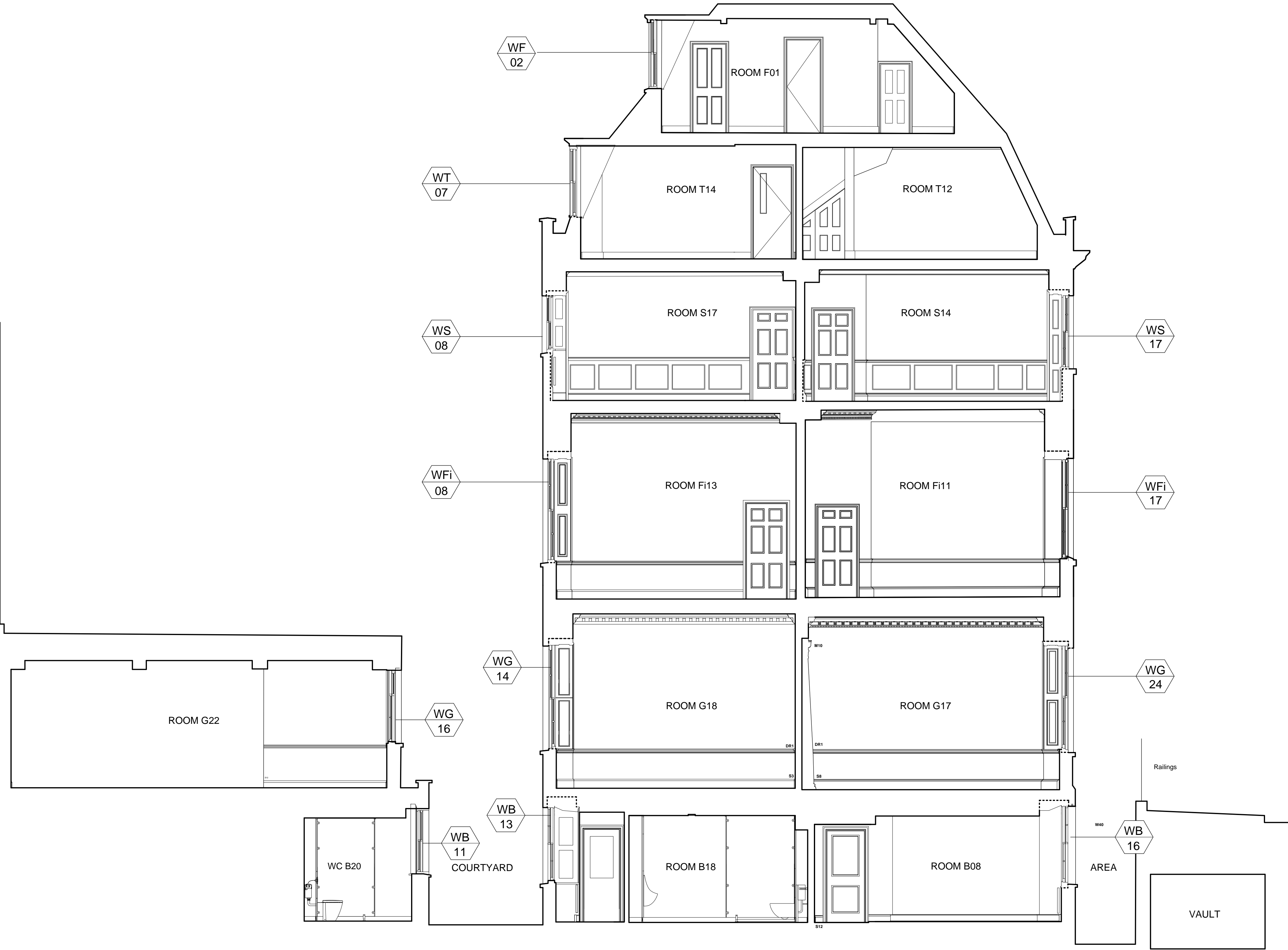
Client Holborn Links Limited.

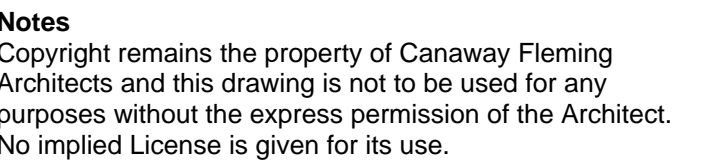
Project 16-19 Southampton Place

Drawing Title Currently Approved Section C-C
(through No. 18 Southampton Place)

Date July 2011 Scale 1:50@A1
1:100@A3

Project	Origin	No.	Revision
064	A	0457	-
Status	Drawn	Checked	
Planning	ZS	MC	






Planning
These drawings are for planning and listed building application only and must not be used for any other purpose without the express permission of Canaway Fleming Architects.
These are not for detailed construction purposes.

Mechanical & Engineering Work
All indications as to M&E items are for graphic purposes only and must not be relied upon for accuracy in terms of size, detail or position. All M&E items to be confirmed by a suitably qualified M&E engineer before beginning works.

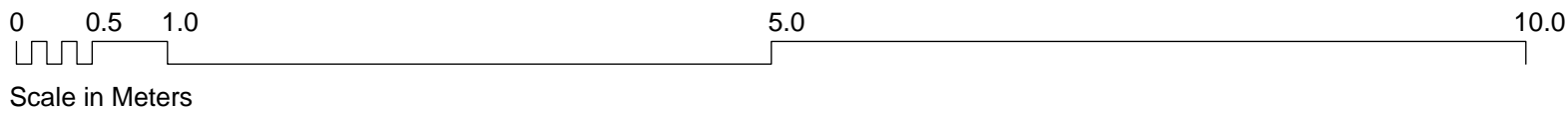
KEY:

Window reference

New/Replacement window reference



Project 064	Origin A	No. 0458	Revision -
Status Planning		Drawn ZS	Checked NF



Notes
Copyright remains the property of Canaway Fleming Architects and this drawing is not to be used for any purposes without the express permission of the Architect. No implied License is given for its use.

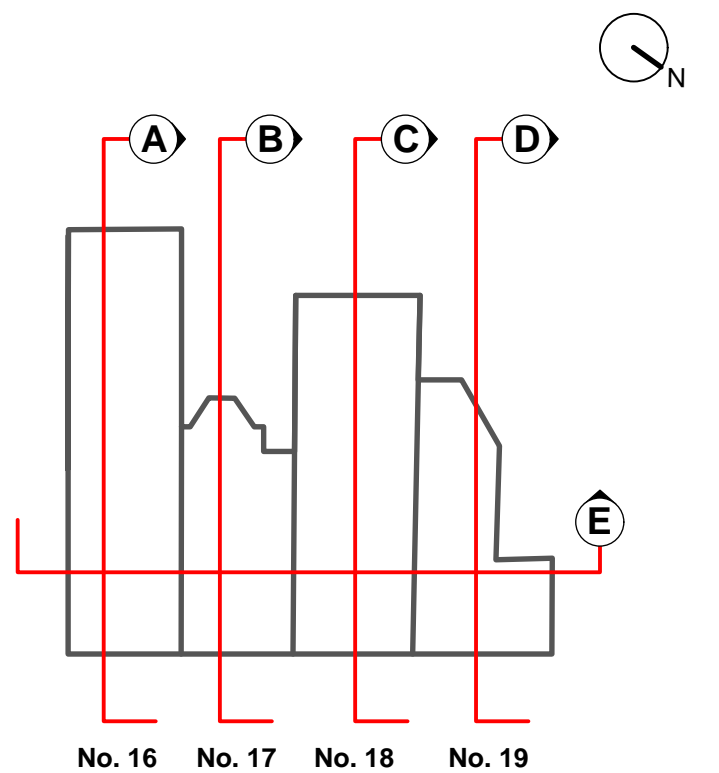
Do not scale from this drawing. All dimensions should be checked on site for accuracy.

Planning
These drawings are for planning and listed building application only and must not be used for any other purpose without the express permission of Canaway Fleming Architects. These are not for detailed construction purposes.

Structural Work
All indications as to structure are for graphic purposes only and must not be relied upon for accuracy in terms of size, detail or position. All structure and temporary propping to be confirmed by a suitably qualified structural engineer before beginning works.

Mechanical & Engineering Work
All indications as to M&E items are for graphic purposes only and must not be relied upon for accuracy in terms of size, detail or position. All M&E items to be confirmed by a suitably qualified M&E engineer before beginning works.

Survey Information
This survey has been carried out and drawn by Plowman Craven in October 2010 to an accuracy consistent with a presentation scale of 1:50.
All levels are in meters, related to Newlyn datum based upon OSBM value situated on NW face of School of Arts and Crafts, Theobalds Road.
The survey grid shown on this drawing uses a local origin and is orientated arbitrarily.
All quoted dimensions are in metres.



KEY:

WB 1 Window reference

WB N1 New/Replacement window reference

Revisions

CANAWAY FLEMING ARCHITECTS

Canaway Fleming Architects Ltd
The Dutch House
307 - 308 High Holborn
London WC1V 7LL

T: 020 7430 2262
F: 020 7430 2274
E: mailbox@canawayfleming.com

Client Holborn Links Limited.

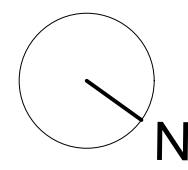
Project 16-19 Southampton Place, London.

Drawing Title Currently Approved Section E-E

Date July 2011 Scale 1:50@A1
1:100@A3

01 SECTION E-E
A0459 CURRENTLY APPROVED 1:50@A1

Project	Origin	No.	Revision
064	A	0459	-
Status	Drawn	Checked	Revision
PLANNING	ZS	NF	



Notes
Copyright remains the property of Canaway Fleming Architects and this drawing is not to be used for any purpose without the express permission of the Architect. No implied License is given for its use.

Do not scale from this drawing. All dimensions should be checked on site for accuracy.

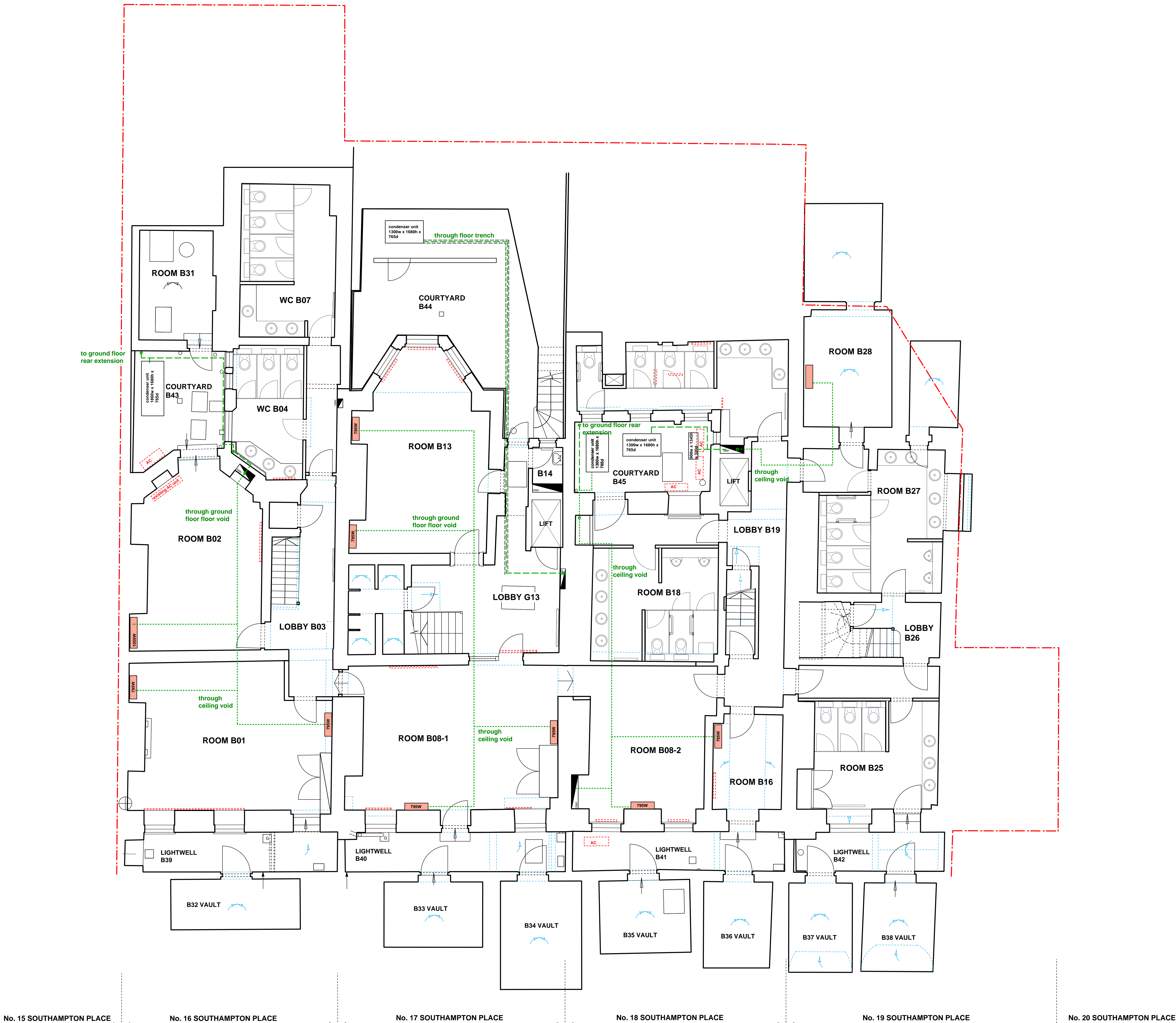
Planning
These drawings are for planning and listed building application only and must not be used for any other purpose without the express permission of Canaway Fleming Architects.
These are not for detailed construction purposes.

Structural Work
All indications as to structure are for graphic purposes only and must not be relied upon for accuracy in terms of size, detail or position. All structure and temporary propping to be confirmed by a suitably qualified structural engineer before beginning works.

Mechanical & Engineering Work
All indications as to M&E items are for graphic purposes only and must not be relied upon for accuracy in terms of size, detail or position. All M&E items to be confirmed by a suitably qualified M&E engineer before beginning works.

Survey Information
This survey has been carried out and drawn by Plowman Craven in October 2010 to an accuracy consistent with a presentation scale of 1:50.
All levels are in meters, related to Newlyn datum based upon OSBM value situated on NW face of School of Arts and Crafts, Theobalds Road.
The survey grid shown on this drawing uses a local origin and is orientated arbitrarily.
All quoted dimensions are in metres.

- KEY**
- Rad
 - RADIATOR
 - WALL MOUNTED AC UNIT (HIGH LEVEL)
 - WALL MOUNTED AC UNIT (HIGH LEVEL, CONCEALED PIPEWORK)
 - FLOOR MOUNTED AC UNIT IN CASING
REFER TO DRAWING 064-A-0336 FOR DETAILS
 - PROPOSED EXTERNAL AC CONDENSER UNITS
 - EXISTING AC UNITS TO BE REMOVED
 - EXISTING CEILING FEATURES (CORNICE, BEAM, SKYLIGHT, SLOPED CEILING)
 - PROPOSED AC PIPE RUNS
 - PROPOSED AC PIPE RUNS
 - RADIATOR TO BE REMOVED



Revisions -

CANAWAY FLEMING ARCHITECTS
Canaway Fleming Architects Ltd
The Dutch House
307, 308 High Holborn
London WC1V 7LL
T: 020 7430 2262
F: 020 7430 3274
E: mailbox@canawayfleming.com

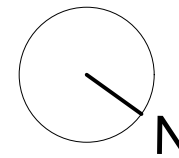
Client Holborn Links Limited.

Project 16-19 Southampton Place, London.

Drawing Title Currently Approved Basement Floor AC Layout

Date July 2011 Scale 1:50 @ A0

Project	Origin	No.	Revision
064	A	0460	-
Status	Drawn	Checked	
PLANNING	MN	NF	



Do not scale from this drawing. All dimensions should be checked on site for accuracy.

Structural Work
All indications as to structure are for graphic purposes only and must not be relied upon for accuracy in terms of size, detail or position. All structure and temporary propping to be confirmed by a suitably qualified structural engineer before beginning works.

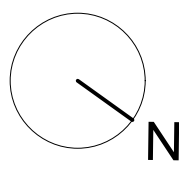
Survey Information
This survey has been carried out and drawn by Plowman Craven in October 2010 to an accuracy consistent with a presentation scale of 1:50.
All levels are in meters, related to Newlyn datum based upon OSBM value situated on NW face of School of Arts and Crafts, Theobalds Road.
The survey grid shown on this drawing uses a local origin and is orientated arbitrarily.
All quoted dimensions are in metres.

- - - - - EXISTING CEILING FEATURES
 (CORNICE, BEAM, SKYLIGHT,
 SLOPED CEILING)
 - - - - - PROPOSED AC PIPE RUNS
 - - - - - RADIATOR TO BE REMOVED

Canaway Fleming Architects
The Dutch House
307 - 308 High Holborn
London WC1V 7JH
T: 020 7430 2222
F: 020 7430 2222
E: mailbox@canawayfleming.com

Date July 2011 Scale 1:50 @

Project 064	Origin A	No. 0461	Revision -
Status PLANNING		Drawn LH	Checked MC



Notes
Copyright remains the property of Canaway Fleming Architects and this drawing is not to be used for any purposes without the express permission of the Architect. No implied License is given for its use.

Do not scale from this drawing. All dimensions should be checked on site for accuracy.

Planning
These drawings are for planning and listed building application only and must not be used for any other purpose without the express permission of Canaway Fleming Architects.
These are not for detailed construction purposes.

Structural Work
All indications as to structure are for graphic purposes only and must not be relied upon for accuracy in terms of size, detail or position. All structure and temporary propping to be confirmed by a suitably qualified structural engineer before beginning works.

Mechanical & Engineering Work
All indications as to M&E items are for graphic purposes only and must not be relied upon for accuracy in terms of size, detail or position. All M&E items to be confirmed by a suitably qualified M&E engineer before beginning works.

Survey Information
This survey has been carried out and drawn by Plowman Craven in October 2010 to an accuracy consistent with a presentation scale of 1:50.
All levels are in meters, related to Newlyn datum based upon OSBM value situated on NW face of School of Arts and Crafts, Theobalds Road.
The survey grid shown on this drawing uses a local origin and is orientated arbitrarily.
All quoted dimensions are in metres.

- KEY**
- Rad RADIATOR
 - WALL MOUNTED AC UNIT (HIGH LEVEL)
 - WALL MOUNTED AC UNIT (HIGH LEVEL, CONCEALED PIPEWORK)
 - FLOOR MOUNTED AC UNIT IN CASING
REFER TO DRAWING 064-A-0336 FOR DETAILS
 - EXISTING CEILING FEATURES (CORNICE, BEAM, SKYLIGHT, SLOPED CEILING)
 - PROPOSED AC PIPE RUNS
 - RADIATOR TO BE REMOVED



Revisions

CANAWAY FLEMING ARCHITECTS

Canaway Fleming Architects Ltd
The Dutch House
307-308 High Holborn
London WC1V 7LL
T: 020 7430 2262
F: 020 7430 3274
E: mailbox@canawayfleming.com

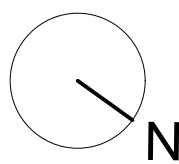
Client Holborn Links Limited.

Project 16-19 Southampton Place, London.

Drawing Title Currently Approved First Floor AC Layout

Date July 2011 Scale 1:50 @ A0

Project	Origin	No.	Revision
064	A	0462	-
Status	Drawn	Checked	
PLANNING	LH	NF	



Notes
Copyright remains the property of Canaway Fleming Architects and this drawing is not to be used for any purposes without the express permission of the Architect. No implied License is given for its use.

Do not scale from this drawing. All dimensions should be checked on site for accuracy.

Planning
These drawings are for planning and listed building application only and must not be used for any other purpose without the express permission of Canaway Fleming Architects.
These are not for detailed construction purposes.

Structural Work
All indications as to structure are for graphic purposes only and must not be relied upon for accuracy in terms of size, detail or position. All structure and temporary propping to be confirmed by a suitably qualified structural engineer before beginning works.

Mechanical & Engineering Work
All indications as to M&E items are for graphic purposes only and must not be relied upon for accuracy in terms of size, detail or position. All M&E items to be confirmed by a suitably qualified M&E engineer before beginning works.

Survey Information
This survey has been carried out and drawn by Ploewman Craven in October 2010 to an accuracy consistent with a presentation scale of 1:50.
All levels are in meters, related to Newlyn datum based upon OSBM value situated on NW face of School of Arts and Crafts, Theobalds Road.
The survey grid shown on this drawing uses a local origin and is orientated arbitrarily.
All quoted dimensions are in metres.

KEY

- Rad** RADIATOR
- WALL MOUNTED AC UNIT (HIGH LEVEL)
- WALL MOUNTED AC UNIT (HIGH LEVEL, CONCEALED PIPEWORK)
- FLOOR MOUNTED AC UNIT IN CASING
REFER TO DRAWING 064-A-0336 FOR DETAILS

EXISTING CEILING FEATURES
(CORNICE, BEAM, SKYLIGHT, SLOPED CEILING)

PROPOSED AC PIPE RUNS

RADIATOR TO BE REMOVED

No. 15 SOUTHAMPTON PLACE No. 16 SOUTHAMPTON PLACE No. 17 SOUTHAMPTON PLACE No. 18 SOUTHAMPTON PLACE No. 19 SOUTHAMPTON PLACE No. 20 SOUTHAMPTON PLACE

NOTE: Pipes run to high-level wall mounted AC units through third floor void

CANAWAY FLEMING ARCHITECTS

Canaway Fleming Architects Ltd
The Dutch House
307, 308 High Holborn
London WC1V 7LL
T: 020 7430 2262
F: 020 7430 3274
E: mailbox@canawayfleming.com

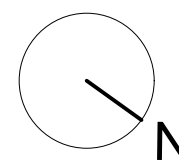
Client Holborn Links Limited.

Project 16-19 Southampton Place, London.

Drawing Title Currently Approved Second Floor AC Layout

Date July 2011 Scale 1:50 @ A0







Project	Orgh	No.	Revision
064	A	0463	-
Status	Drawn	Checked	
PLANNING	MN	NF	

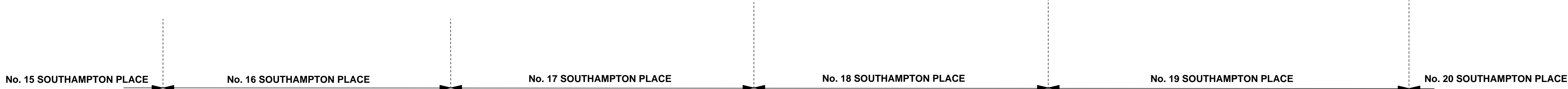


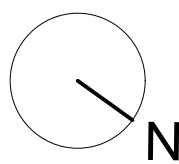
Do not scale from this drawing. All dimensions should be checked on site for accuracy.

Structural Work
All indications as to structure are for graphic purposes only and must not be relied upon for accuracy in terms of size, detail or position. All structure and temporary propping to be confirmed by a suitably qualified structural engineer before beginning works.

Survey Information
This survey has been carried out and drawn by Plowman Craven in October 2010 to an accuracy consistent with a presentation scale of 1:50.
All levels are in meters, related to Newlyn datum based upon OSBM value situated on NW face of School of Arts and Crafts, Theobalds Road.
The survey grid shown on this drawing uses a local origin and is orientated arbitrarily.
All quoted dimensions are in metres.

Rad	RADIATOR
	WALL MOUNTED AC UNIT (HIGH LEVEL)
	WALL MOUNTED AC UNIT (HIGH LEVEL, CONCEALED PIPEWORK)
	FLOOR MOUNTED AC UNIT IN CASING REFER TO DRAWING 064-A-0336 FOR DETAILS
	EXISTING CEILING FEATURES (CORNICE, BEAM, SKYLIGHT, SLOPED CEILING)
	PROPOSED AC PIPE RUNS
	RADIATOR TO BE REMOVED





Notes
Copyright remains the property of Canaway Fleming Architects and this drawing is not to be used for any purposes without the express permission of the Architect. No implied License is given for its use.

Do not scale from this drawing. All dimensions should be checked on site for accuracy.

Planning
These drawings are for planning and listed building application only and must not be used for any other purpose without the express permission of Canaway Fleming Architects.
These are not for detailed construction purposes.

Structural Work
All indications as to structure are for graphic purposes only and must not be relied upon for accuracy in terms of size, detail or position. All structure and temporary propping to be confirmed by a suitably qualified structural engineer before beginning works.

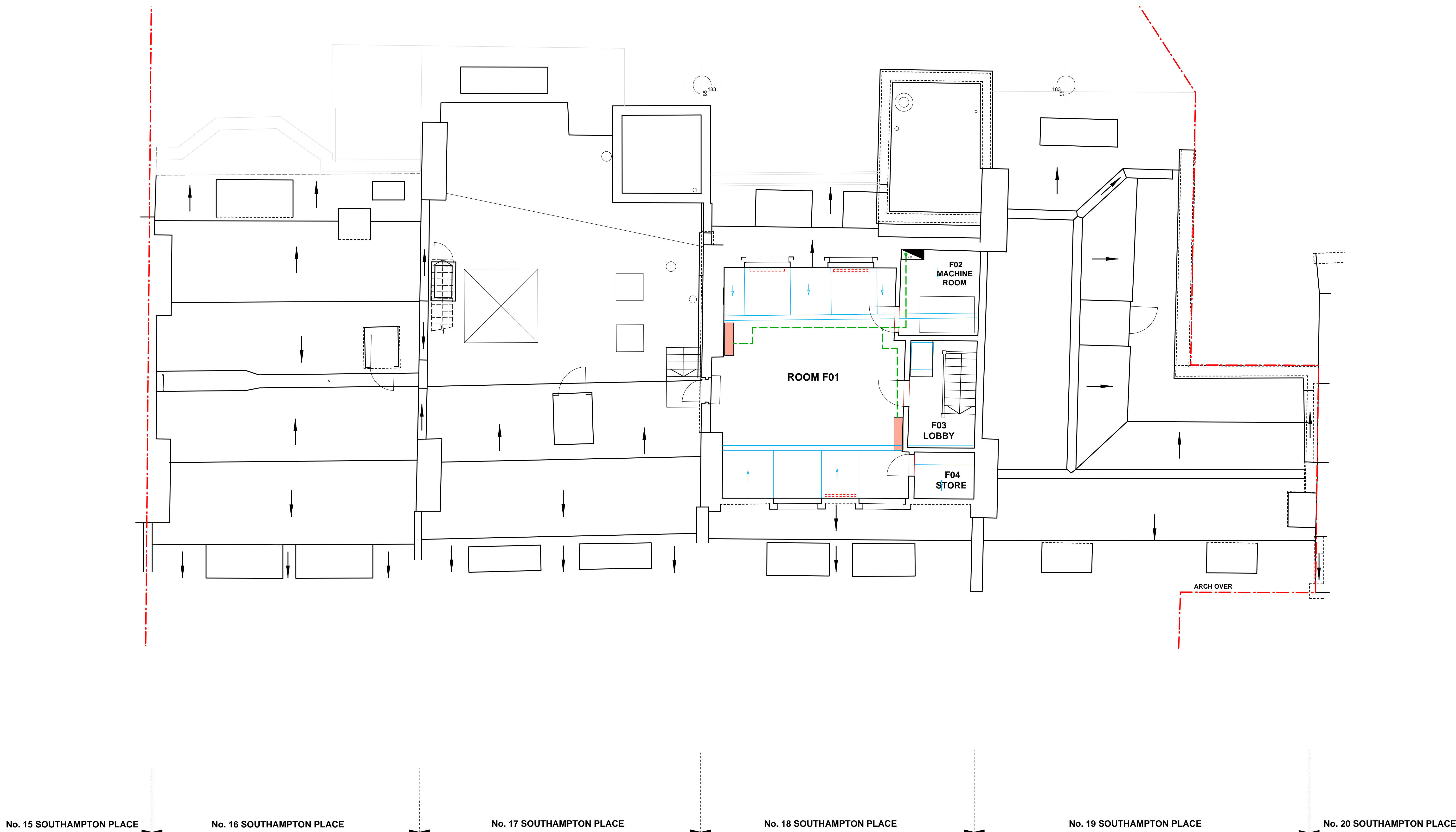
Mechanical & Engineering Work
All indications as to M&E items are for graphic purposes only and must not be relied upon for accuracy in terms of size, detail or position. All M&E items to be confirmed by a suitably qualified M&E engineer before beginning works.

Survey Information
This survey has been carried out and drawn by Ploewman Craven in October 2010 to an accuracy consistent with a presentation scale of 1:50.
All levels are in meters, related to Newlyn datum based upon OSBM value situated on NW face of School of Arts and Crafts, Theobalds Road.
The survey grid shown on this drawing uses a local origin and is orientated arbitrarily.
All quoted dimensions are in metres.

KEY

- Rad** RADIATOR
- WALL MOUNTED AC UNIT (HIGH LEVEL)**
- WALL MOUNTED AC UNIT (HIGH LEVEL, CONCEALED PIPEWORK)**
- FLOOR MOUNTED AC UNIT IN CASING**
REFER TO DRAWING 064-A-0336 FOR DETAILS
- EXISTING CEILING FEATURES (CORNICE, BEAM, SKYLIGHT, SLOPED CEILING)**
- PROPOSED AC PIPE RUNS**

RADIATOR TO BE REMOVED



No. 15 SOUTHAMPTON PLACE No. 16 SOUTHAMPTON PLACE No. 17 SOUTHAMPTON PLACE No. 18 SOUTHAMPTON PLACE No. 19 SOUTHAMPTON PLACE No. 20 SOUTHAMPTON PLACE

Revisions - -

CANAWAY FLEMING ARCHITECTS

Canaway Fleming Architects Ltd
The Dutch House
307-308 High Holborn
London WC1V 7LL
T: 020 7430 2282
F: 020 7430 3274
E: mailbox@canawayfleming.com

Client Holborn Links Limited.

Project 16-19 Southampton Place, London.

Drawing Title Currently Approved Fourth Floor AC Layout

Date July 2011 Scale 1:50 @ A0

Project	Origin	No.	Revision
064	A	0465	-
Status	Drawn	Checked	
PLANNING	MN	NF	