

**Notes**  
Copyright remains the property of Canaway Fleming Architects and this drawing is not to be used for any purposes without the express permission of the Architect. No implied License is given for its use.

Do not scale from this drawing. All dimensions should be checked on site for accuracy.

**Planning**  
These drawings are for planning and listed building application only and must not be used for any other purpose without the express permission of Canaway Fleming Architects. These are not for detailed construction purposes.

**Structural Work**  
All indications as to structure are for graphic purposes only and must not be relied upon for accuracy in terms of size, detail or position. All structure and temporary propping to be confirmed by a suitably qualified structural engineer before beginning works.

**Mechanical & Engineering Work**  
All indications as to M&E items are for graphic purposes only and must not be relied upon for accuracy in terms of size, detail or position. All M&E items to be confirmed by a suitably qualified M&E engineer before beginning works.

**Survey Information**  
This survey has been carried out and drawn by Plowman Craven in October 2010 to an accuracy consistent with a presentation scale of 1:50.  
All levels are in meters, related to Newlyn datum based upon OSBM value situated on NW face of School of Arts and Crafts, Theobalds Road.  
The survey grid shown on this drawing uses a local origin and is orientated arbitrarily.  
All quoted dimensions are in metres.

#### KEY

- VAULT CEILING
- ALL ARROWS POINT UP UNLESS OTHERWISE STATED OR ON ROOFS
- AC AIR CONDITIONER
- IC INSPECTION COVER
- CL COVER LEVEL
- Rad RADIATOR

EXISTING CEILING FEATURES (CORNICE, BEAM, SKYLIGHT, SLOPED CEILING)

SITE BOUNDARY

D1 DOOR REFERENCE

W1 WINDOW REFERENCE

Revisions

#### CANAWAY FLEMING ARCHITECTS

Canaway Fleming Architects Ltd  
The South House  
307 - 308 High Holborn  
London WC1V 7LL  
T: 020 7430 2262  
F: 020 7430 2274  
E: mailbox@canawayfleming.com

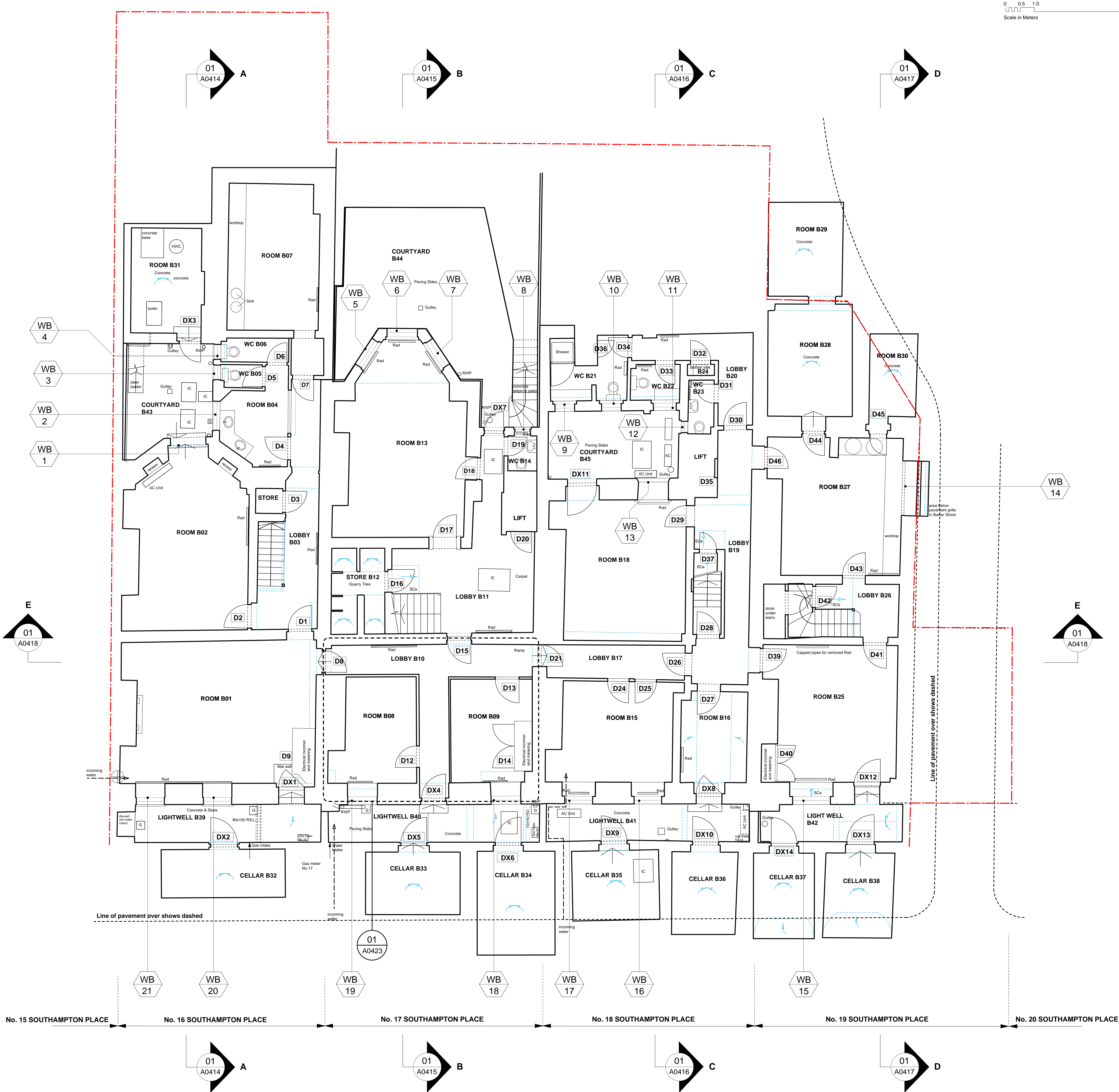
Client Holborn Links Limited.

Project 16-19 Southampton Place, London.

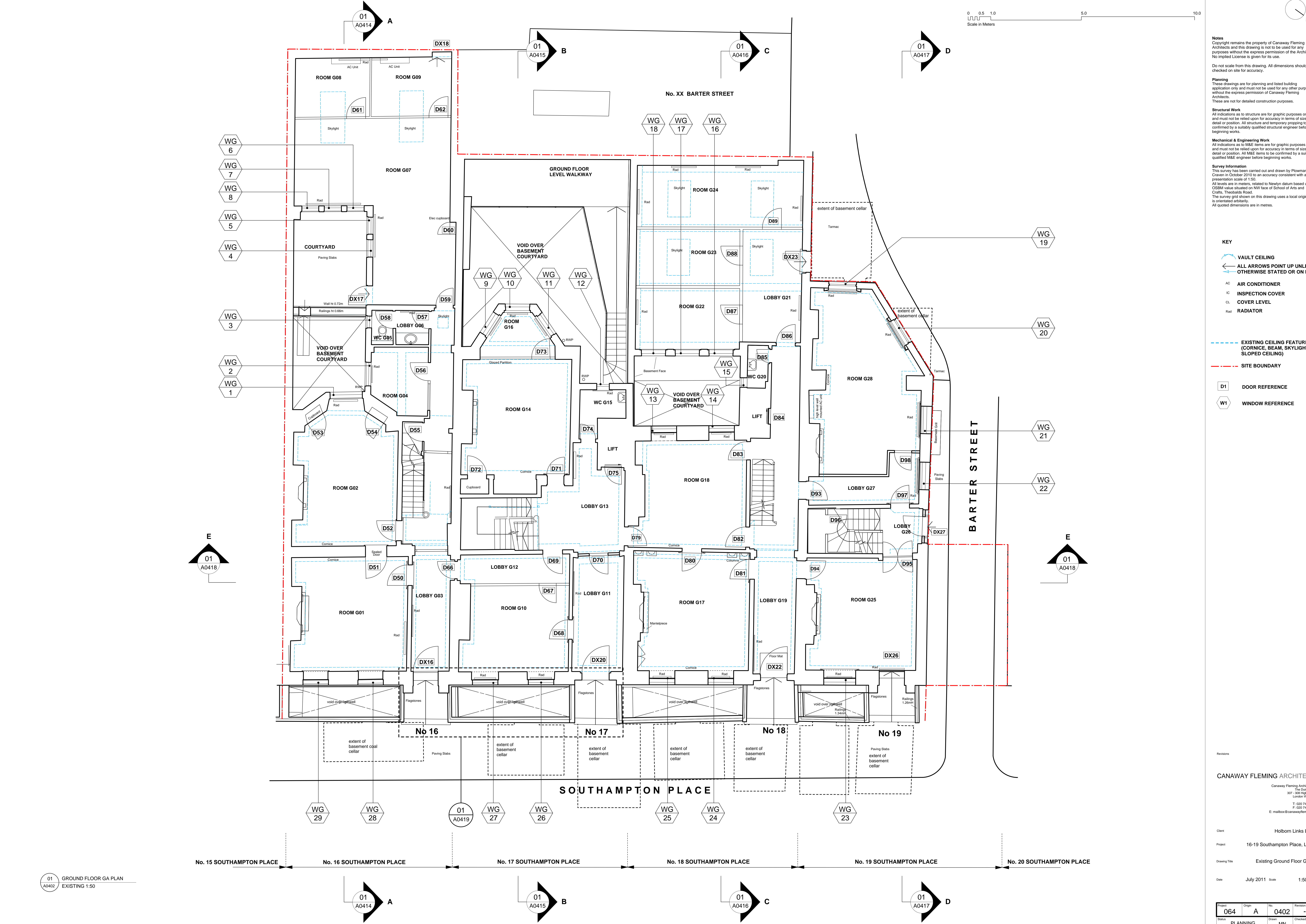
Drawing Title Existing Basement Floor GA Plan

Date July 2011 Scale 1:50 @ A0

Project	Origin	No.	Revision
064	A	0401	-
Status	PLANNING	Drawn	Checked
		MN	MC







Notes  
Copyright remains the property of Canaway Fleming Architects and this drawing is not to be used for any purposes without the express permission of the Architect. No implied License is given for its use.

Do not scale from this drawing. All dimensions should be checked on site for accuracy.

Planning  
These drawings are for planning and listed building application only and must not be used for any other purpose without the express permission of Canaway Fleming Architects. These are not for detailed construction purposes.

Structural Work  
All indications as to structure are for graphic purposes only and must not be relied upon for accuracy in terms of size, detail or position. All structure and temporary propping to be confirmed by a suitably qualified structural engineer before beginning works.

Mechanical & Engineering Work  
All indications as to M&E items are for graphic purposes only and must not be relied upon for accuracy in terms of size, detail or position. All M&E items to be confirmed by a suitably qualified M&E engineer before beginning works.

Survey Information  
This survey has been carried out and drawn by Plowman Craven in October 2010 to an accuracy consistent with a presentation scale of 1:50. All levels are in meters, related to Newlyn datum based upon OSBM value situated on NW face of School of Arts and Crafts, Theobalds Road. The survey grid shown on this drawing uses a local origin and is orientated arbitrarily. All quoted dimensions are in metres.

KEY

- VAULT CEILING
- ALL ARROWS POINT UP UNLESS OTHERWISE STATED OR ON ROOFS
- AC AIR CONDITIONER
- IC INSPECTION COVER
- CL COVER LEVEL
- RAD RADIATOR

EXISTING CEILING FEATURES (CORNICE, BEAM, SKYLIGHT, SLOPED CEILING)

SITE BOUNDARY

- D1 DOOR REFERENCE
- W1 WINDOW REFERENCE

Revisions

CANAWAY FLEMING ARCHITECTS

Canaway Fleming Architects Ltd  
The Dutch House  
307-308 High Holborn  
London WC1V 7LL  
T: 020 7430 2262  
F: 020 7430 2274  
E: mailbox@canawayfleming.com

Client Holborn Links Limited.

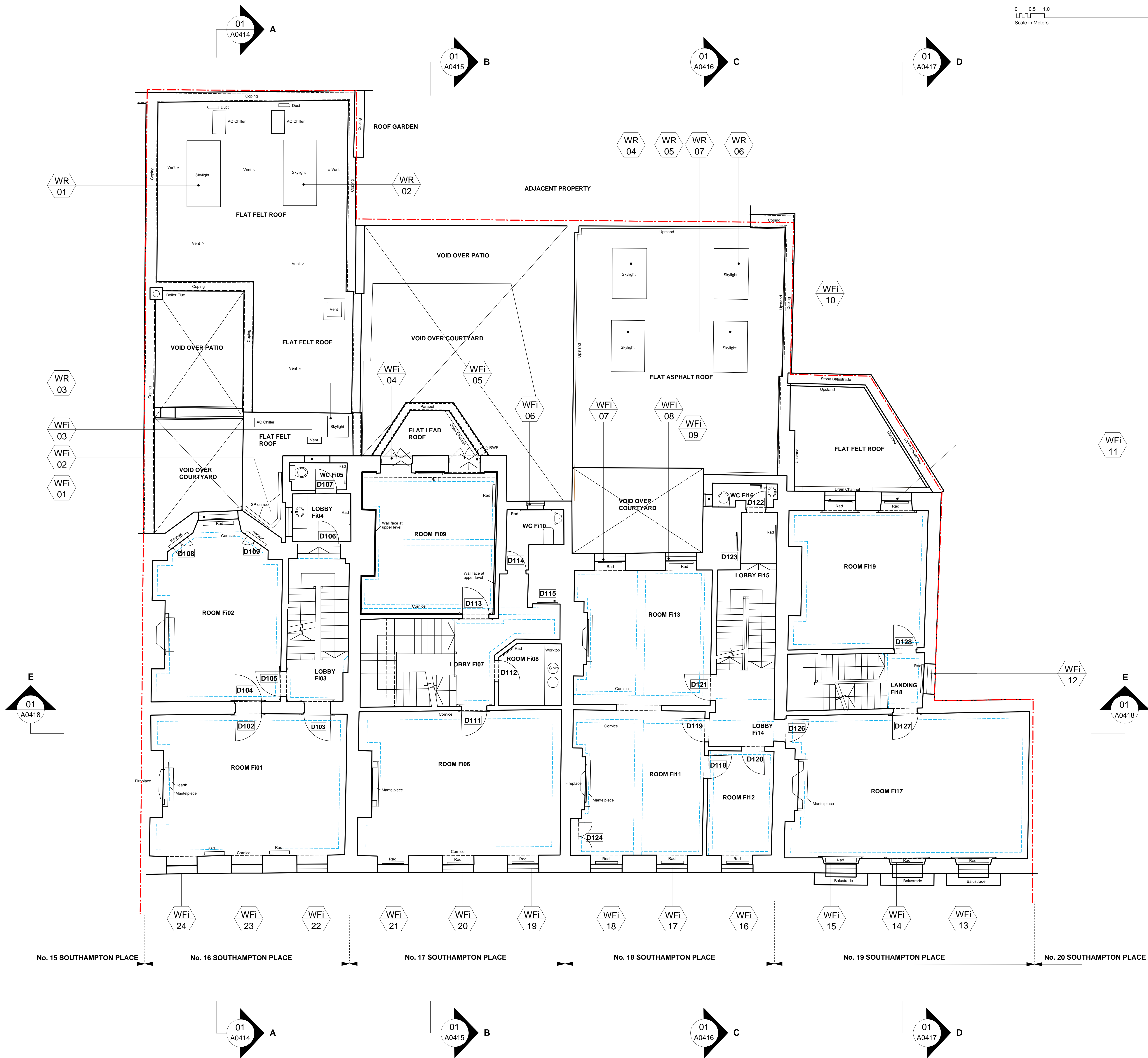
Project 16-19 Southampton Place, London.

Drawing Title Existing Ground Floor GA Plan

Date July 2011 Scale 1:50 @ A0

Project	Origin	No.	Revision
064	A	0402	-
Status	Drawn	Checked	
PLANNING	MN	MC	





**Notes**  
Copyright remains the property of Canaway Fleming Architects and this drawing is not to be used for any purposes without the express permission of the Architect. No implied License is given for its use.

**Planning**  
These drawings are for planning and listed building application only and must not be relied upon for accuracy in terms of size, detail or position. All structure and temporary propping to be confirmed by a suitably qualified structural engineer before beginning works.

**Structural Work**  
All indications as to structure are for graphic purposes only and must not be relied upon for accuracy in terms of size, detail or position. All structure and temporary propping to be confirmed by a suitably qualified structural engineer before beginning works.

**Mechanical & Engineering Work**  
All indications as to M&E items are for graphic purposes only and must not be relied upon for accuracy in terms of size, detail or position. All M&E items to be confirmed by a suitably qualified M&E engineer before beginning works.

**Survey Information**  
This survey has been carried out and drawn by Plewman Craven in October 2010 to an accuracy consistent with a presentation scale of 1:50. All levels are in meters, related to Newlyn datum based upon OSBM value situated on NW face of School of Arts and Crafts, Theobalds Road. The survey grid shown on this drawing uses a local origin and is orientated arbitrarily. All quoted dimensions are in metres.

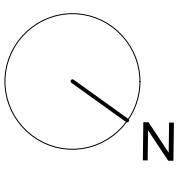
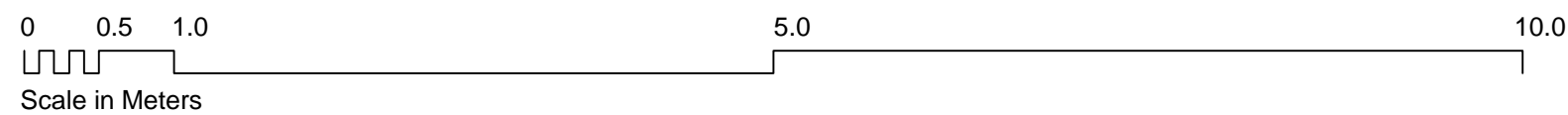
- KEY**
- VAULT CEILING
  - ALL ARROWS POINT UP UNLESS OTHERWISE STATED OR ON ROOFS
  - AIR CONDITIONER
  - INSPECTION COVER
  - COVER LEVEL
  - RADIATOR
  - EXISTING CEILING FEATURES (CORNICE, BEAM, SKYLIGHT, SLOPED CEILING)
  - SITE BOUNDARY
  - DOOR REFERENCE
  - WINDOW REFERENCE

**CANAWAY FLEMING ARCHITECTS**  
Canaway Fleming Architects Ltd  
The Dutch House  
307 - 308 High Holborn  
London WC1V 7LL  
T: 020 7430 2262  
F: 020 7430 2274  
E: mailbox@canawayfleming.com

**Client** Holborn Links Limited.  
**Project** 16-19 Southampton Place, London.  
**Drawing Title** Existing First Floor GA Plan  
**Date** July 2011 **Scale** 1:50 @ A0

Project	Origin	No.	Revision
064	A	0403	-
Status	PLANNING	Drawn	Checked
		MN	MC





**Notes**  
Copyright remains the property of Canaway Fleming Architects and this drawing is not to be used for any purposes without the express permission of the Architect. No implied License is given for its use.

Do not scale from this drawing. All dimensions should be checked on site for accuracy.

**Planning**  
These drawings are for planning and listed building application only and must not be used for any other purpose without the express permission of Canaway Fleming Architects. These are not for detailed construction purposes.

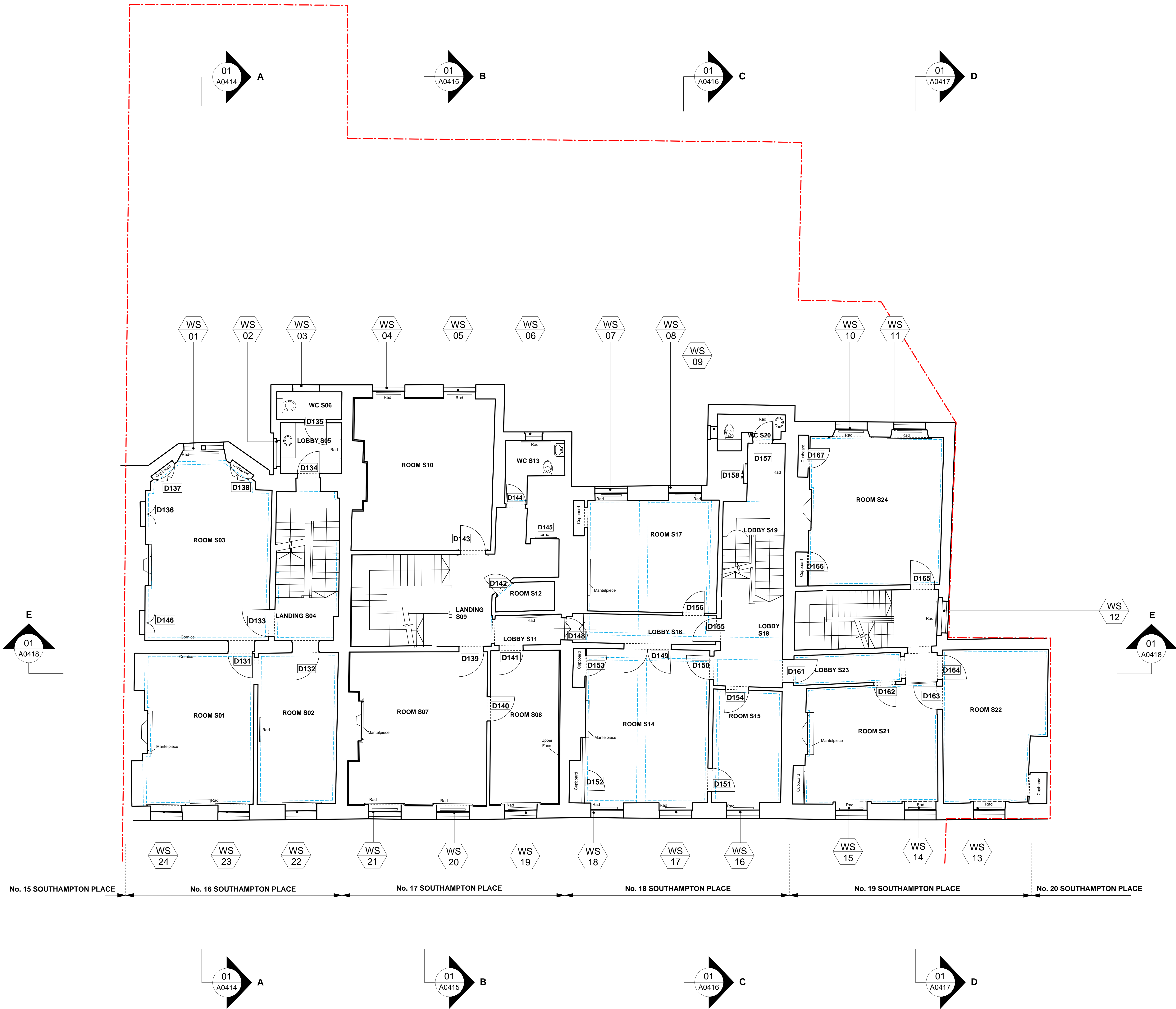
**Structural Work**  
All indications as to structure are for graphic purposes only and must not be relied upon for accuracy in terms of size, detail or position. All structure and temporary propping to be confirmed by a suitably qualified structural engineer before beginning works.

**Mechanical & Engineering Work**  
All indications as to M&E items are for graphic purposes only and must not be relied upon for accuracy in terms of size, detail or position. All M&E items to be confirmed by a suitably qualified M&E engineer before beginning works.

**Survey Information**  
This survey has been carried out and drawn by Plowman Craven in October 2010 to an accuracy consistent with a presentation scale of 1:50.  
All levels are in meters, related to Newlyn datum based upon OSBM value situated on NW face of School of Arts and Crafts, Theobalds Road.  
The survey grid shown on this drawing uses a local origin and is orientated arbitrarily.  
All quoted dimensions are in metres.

KEY

- VAULT CEILING  
ALL ARROWS POINT UP UNLESS OTHERWISE STATED OR ON ROOFS  
AIR CONDITIONER  
IC INSPECTION COVER  
CL COVER LEVEL  
Rad RADIATOR  
EXISTING CEILING FEATURES (CORNICE, BEAM, SKYLIGHT, SLOPED CEILING)  
SITE BOUNDARY  
D1 DOOR REFERENCE  
W1 WINDOW REFERENCE



Revisions

CANAWAY FLEMING ARCHITECTS

Canaway Fleming Architects Ltd  
The Dutch House  
307-309 High Holborn  
London WC1V 7LL  
T: 020 7430 2262  
F: 020 7430 2274  
E: mail@canawayfleming.com

Client Holborn Links Limited.

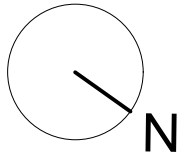
Project 16-19 Southampton Place, London.

Drawing Title Existing Second Floor GA Plan

Date July 2011 Scale 1:50 @ A0

Project	Origin	No.	Revision
064	A	0404	-
Status	Drawn	Checked	MC
PLANNING	MN		





**Notes**  
Copyright remains the property of Canaway Fleming Architects and this drawing is not to be used for any purposes without the express permission of the Architect. No implied License is given for its use.

Do not scale from this drawing. All dimensions should be checked on site for accuracy.

**Planning**  
These drawings are for planning and listed building application only and must not be used for any other purpose without the express permission of Canaway Fleming Architects. These are not for detailed construction purposes.

**Structural Work**  
All indications as to structure are for graphic purposes only and must not be relied upon for accuracy in terms of size, detail or position. All structure and temporary propping to be confirmed by a suitably qualified structural engineer before beginning works.

**Mechanical & Engineering Work**  
All indications as to M&E items are for graphic purposes only and must not be relied upon for accuracy in terms of size, detail or position. All M&E items to be confirmed by a suitably qualified M&E engineer before beginning works.

**Survey Information**  
This survey has been carried out and drawn by Ploewman Craven in October 2010 to an accuracy consistent with a presentation scale of 1:50.  
All levels are in meters, related to Newlyn datum based upon OSBM value situated on NW face of School of Arts and Crafts, Theobalds Road.  
The survey grid shown on this drawing uses a local origin and is orientated arbitrarily.  
All quoted dimensions are in metres.

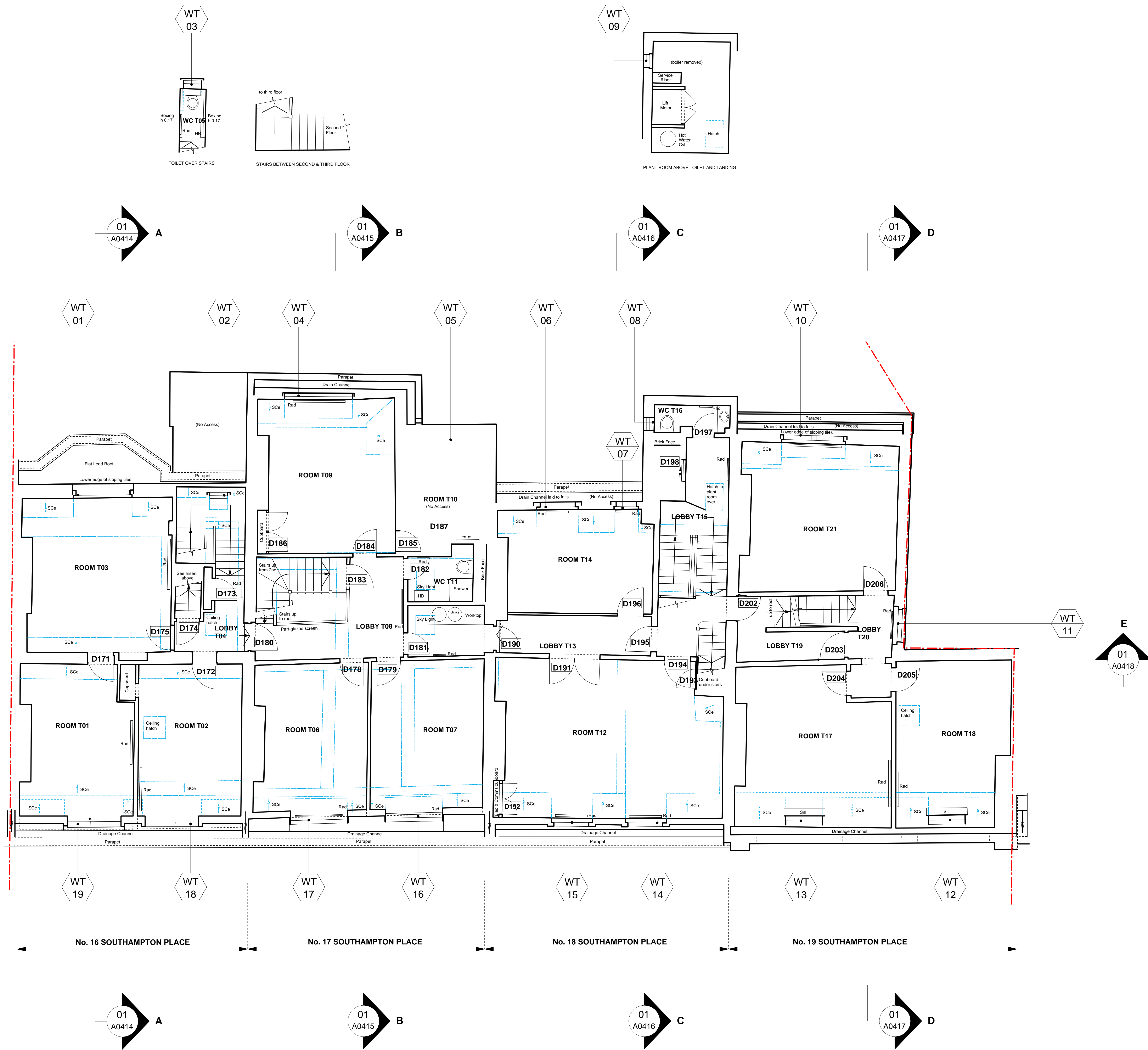
**KEY**

VAULT CEILING  
ALL ARROWS POINT UP UNLESS OTHERWISE STATED OR ON ROOFS

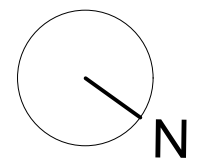
AC AIR CONDITIONER  
IC INSPECTION COVER  
CL COVER LEVEL  
Rad RADIATOR

EXISTING CEILING FEATURES (CORNICE, BEAM, SKYLIGHT, SLOPED CEILING)  
SITE BOUNDARY

D1 DOOR REFERENCE  
W1 WINDOW REFERENCE







**Notes**  
Copyright remains the property of Canaway Fleming Architects and this drawing is not to be used for any purposes without the express permission of the Architect. No implied License is given for its use.

Do not scale from this drawing. All dimensions should be checked on site for accuracy.

**Planning**  
These drawings are for planning and listed building application only and must not be used for any other purpose without the express permission of Canaway Fleming Architects. These are not for detailed construction purposes.

**Structural Work**  
All indications as to structure are for graphic purposes only and must not be relied upon for accuracy in terms of size, detail or position. All structure and temporary propping to be confirmed by a suitably qualified structural engineer before beginning works.

**Mechanical & Engineering Work**  
All indications as to M&E items are for graphic purposes only and must not be relied upon for accuracy in terms of size, detail or position. All M&E items to be confirmed by a suitably qualified M&E engineer before beginning works.

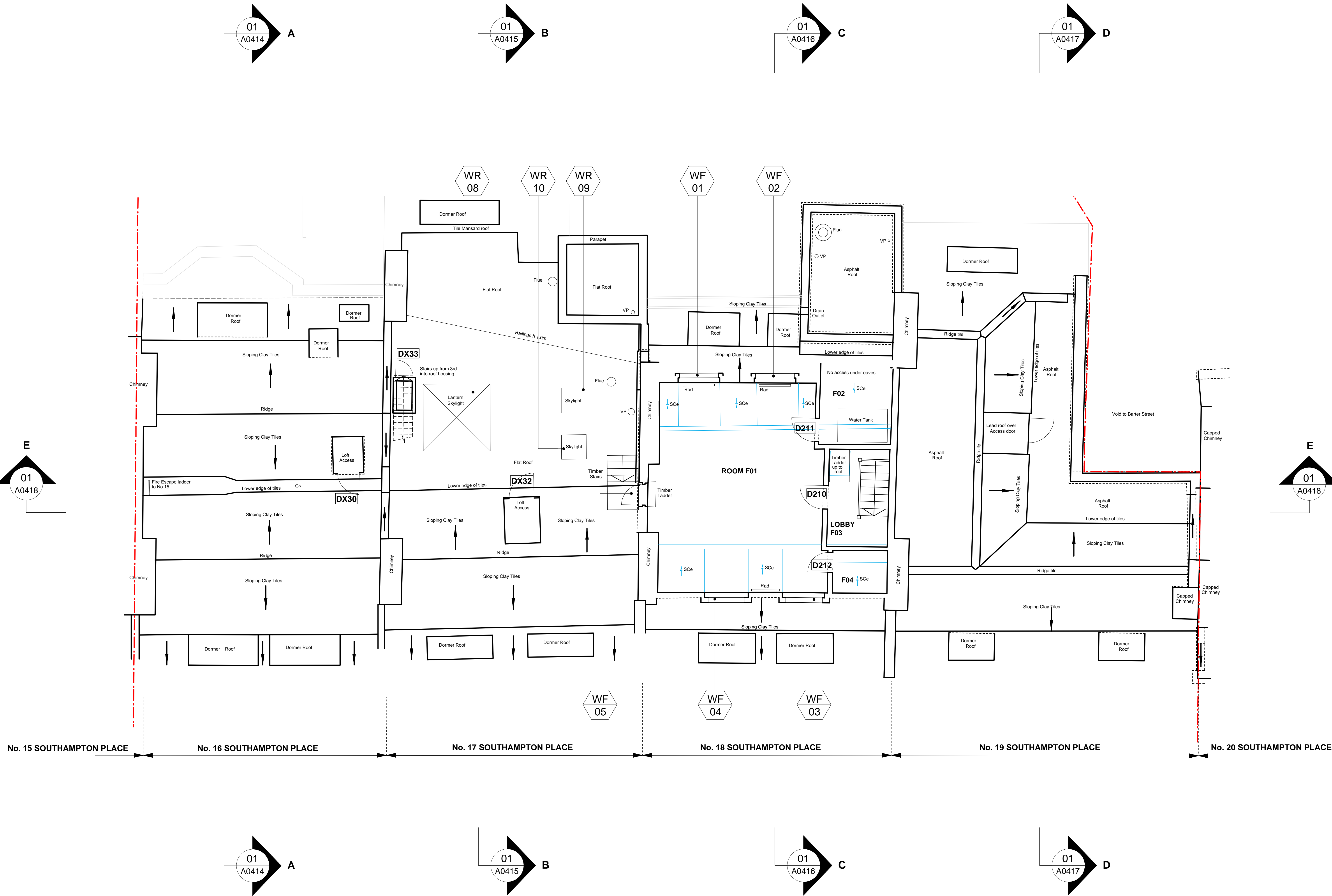
**Survey Information**  
This survey has been carried out and drawn by Prowman Craven in October 2010 to an accuracy consistent with a presentation scale of 1:50.  
All levels are in meters, related to Newlyn datum based upon OSBM value situated on NW face of School of Arts and Crafts, Theobalds Road.  
The survey grid shown on this drawing uses a local origin and is orientated arbitrarily.  
All quoted dimensions are in metres.

**KEY**

VAULT CEILING  
 ALL ARROWS POINT UP UNLESS OTHERWISE STATED OR ON ROOFS  
 AC AIR CONDITIONER  
 IC INSPECTION COVER  
 CL COVER LEVEL  
 Rad RADIATOR

EXISTING CEILING FEATURES (CORNICE, BEAM, SKYLIGHT, SLOPED CEILING)  
 SITE BOUNDARY

D1 DOOR REFERENCE  
 W1 WINDOW REFERENCE



Revisions /

CANAWAY FLEMING ARCHITECTS

Canaway Fleming Architects Ltd  
The Dutch House  
307-308 High Holborn  
London WC1V 7LL  
T: 020 7430 2262  
F: 020 7430 2214  
E: mailbox@canawayfleming.com

Client Holborn Links Limited.

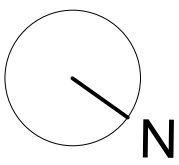
Project 16-19 Southampton Place, London.

Drawing Title Existing Fourth Floor GA Plan

Date July 2011 Scale 1:50 @ A0

Project	Origin	No.	Revision
064	A	0406	-
Status	Drawn	Checked	
PLANNING	MN	MC	





**Notes**  
Copyright remains the property of Canaway Fleming Architects and this drawing is not to be used for any purposes without the express permission of the Architect. No implied License is given for its use.

Do not scale from this drawing. All dimensions should be checked on site for accuracy.

**Planning**  
These drawings are for planning and listed building application only and must not be used for any other purpose without the express permission of Canaway Fleming Architects. These are not for detailed construction purposes.

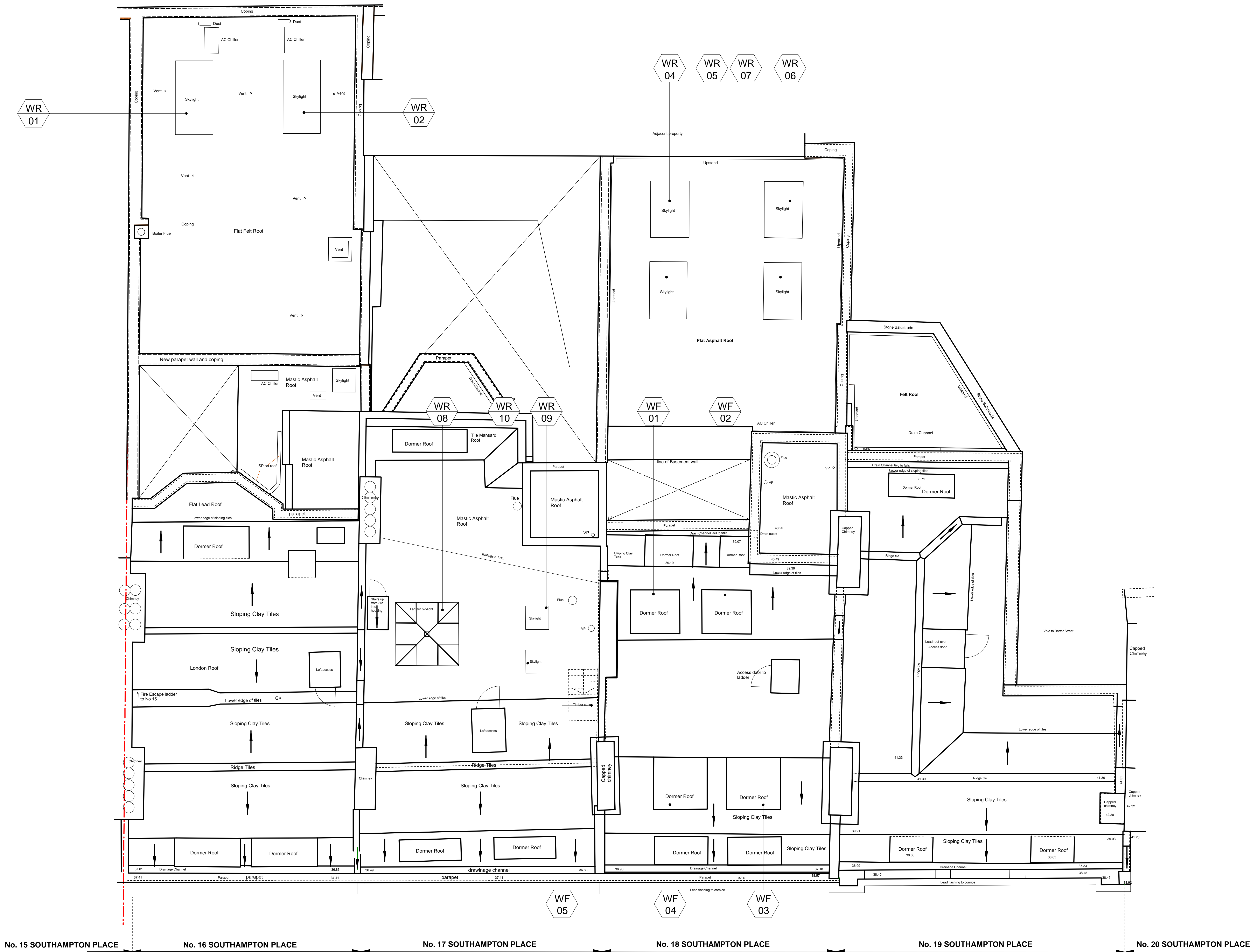
**Structural Work**  
All indications as to structure are for graphic purposes only and must not be relied upon for accuracy in terms of size, detail or position. All structure and temporary propping to be confirmed by a suitably qualified structural engineer before beginning works.

**Mechanical & Engineering Work**  
All indications as to M&E items are for graphic purposes only and must not be relied upon for accuracy in terms of size, detail or position. All M&E items to be confirmed by a suitably qualified M&E engineer before beginning works.

**Survey Information**  
This survey has been carried out and drawn by Plowman Craven in October 2010 to an accuracy consistent with a presentation scale of 1:50.  
All levels are in meters, related to Newlyn datum based upon OSBM value situated on NW face of School of Arts and Crafts, Theobalds Road.  
The survey grid shown on this drawing uses a local origin and is orientated arbitrarily.  
All quoted dimensions are in metres.

**KEY**

**W1** WINDOW REFERENCE



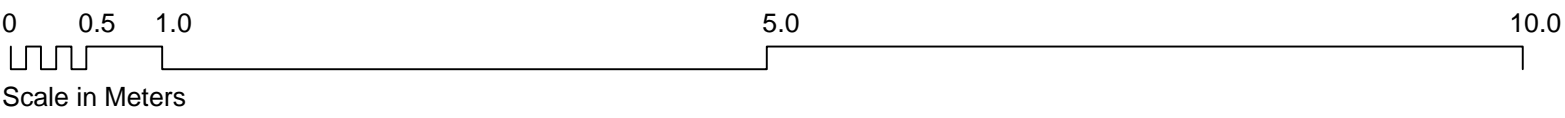
Revisions

**CANAWAY FLEMING ARCHITECTS**  
Canaway Fleming Architects Ltd  
The Dutch House  
307-308 High Holborn  
London WC1V 7LL  
T: 020 7430 2262  
F: 020 7430 2214  
E: mailbox@canawayfleming.com

Client: Holborn Links Limited.  
Project: 16-19 Southampton Place, London.  
Drawing Title: Existing Roof Plan  
Date: July 2011 Scale: 1:50 @ A0

Project	064	Origin	A	No.	0407	Revision	-
Status	PLANNING	Drawn	MN	Checked	MC		





**Notes**  
Copyright remains the property of Canaway Fleming Architects and this drawing is not to be used for any purposes without the express permission of the Architect. No implied License is given for its use.

Do not scale from this drawing. All dimensions should be checked on site for accuracy.

**Planning**  
These drawings are for planning and listed building application only and must not be used for any other purpose without the express permission of Canaway Fleming Architects. These are not for detailed construction purposes.

**Structural Work**  
All indications as to structure are for graphic purposes only and must not be relied upon for accuracy in terms of size, detail or position. All structure and temporary propping to be confirmed by a suitably qualified structural engineer before beginning works.

**Mechanical & Engineering Work**  
All indications as to M&E items are for graphic purposes only and must not be relied upon for accuracy in terms of size, detail or position. All M&E items to be confirmed by a suitably qualified M&E engineer before beginning works.

**Survey Information**  
This survey has been carried out and drawn by Plowman Craven in October 2010 to an accuracy consistent with a presentation scale of 1:50. All levels are in meters, related to Newlyn datum based upon OSBM value situated on NW face of School of Arts and Crafts, Theobalds Road. The survey grid shown on this drawing uses a local origin and is orientated arbitrarily. All quoted dimensions are in metres.

**KEY:**

DXxx Door reference

WX xx Window reference

Revisions

**CANAWAY FLEMING ARCHITECTS**

Canaway Fleming Architects Ltd  
The Dutch House  
307 - 308 High Holborn  
London WC1V 7LL  
T: 020 7430 2262  
F: 020 7430 2274  
E: mailbox@canawayfleming.com

Client Holborn Links Limited.

Project 16-19 Southampton Place, London.

Drawing Title Existing Front Elevation

Date July 2011 Scale 1:50@A1  
1:100@A3

Project	Origin	No.	Revision
064	A	0408	-
Status	Drawn	Checked	
PLANNING	MN	MC	

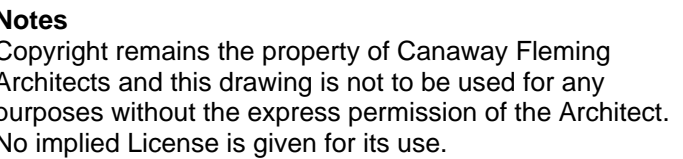
01 FRONT ELEVATION  
A0408 EXISTING 1:50@A1





Project <b>064</b>	Origin <b>A</b>	No. <b>0409</b>	Revision <b>-</b>
Status <b>PLANNING</b>		Drawn <b>MN</b>	Checked <b>MC</b>





**Planning**  
These drawings are for planning and listed building application only and must not be used for any other purpose without the express permission of Canaway Fleming Architects.  
These are not for detailed construction purposes.

**Structural Work**  
All indications as to structure are for graphic purposes only and must not be relied upon for accuracy in terms of size, detail or position. All structure and temporary propping to be confirmed by a suitably qualified structural engineer before beginning works.

**Mechanical & Engineering Work**  
All indications as to M&E items are for graphic purposes only and must not be relied upon for accuracy in terms of size, detail or position. All M&E items to be confirmed by a suitably qualified M&E engineer before beginning works.

**Survey Information**  
This survey has been carried out and drawn by Plowman Craven in October 2010 to an accuracy consistent with a representation scale of 1:50.  
All levels are in meters, related to Newlyn datum based upon OSBM value situated on NW face of School of Arts and Crafts, Theobalds Road.  
The survey grid shown on this drawing uses a local origin and is orientated arbitrarily.  
All quoted dimensions are in metres.

DXxx	Door reference
------	----------------

WX  
xx Window reference



Canaway Fleming Architects Ltd  
The Dutch House  
307 - 308 High Holborn  
London WC1V 7LL

T: 020 7430 2262  
F: 020 7430 2274  
E: [mailbox@canawayfleming.com](mailto:mailbox@canawayfleming.com)

Client **Holborn Links Limited**

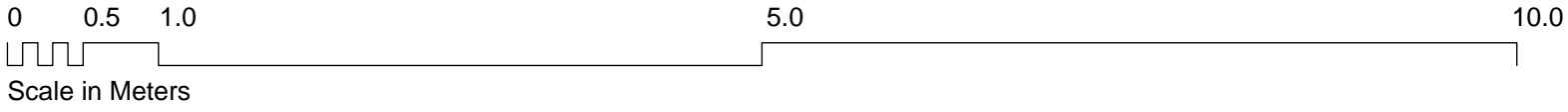
Project 16-19 Southampton Place

Drawing Title Existing Side Elevation  
(No. 19 Southampton Place)

Date July 2011 Scale 1:50@A1  
1:100@A3

Project <b>064</b>	Origin <b>A</b>	No. <b>0410</b>	Revision <b>-</b>
Status <b>PLANNING</b>		Drawn <b>MN</b>	Checked <b>MC</b>





**Notes**  
Copyright remains the property of Canaway Fleming Architects and this drawing is not to be used for any purposes without the express permission of the Architect. No implied License is given for its use.

Do not scale from this drawing. All dimensions should be checked on site for accuracy.

**Planning**  
These drawings are for planning and listed building application only and must not be used for any other purpose without the express permission of Canaway Fleming Architects. These are not for detailed construction purposes.

**Structural Work**  
All indications as to structure are for graphic purposes only and must not be relied upon for accuracy in terms of size, detail or position. All structure and temporary propping to be confirmed by a suitably qualified structural engineer before beginning works.

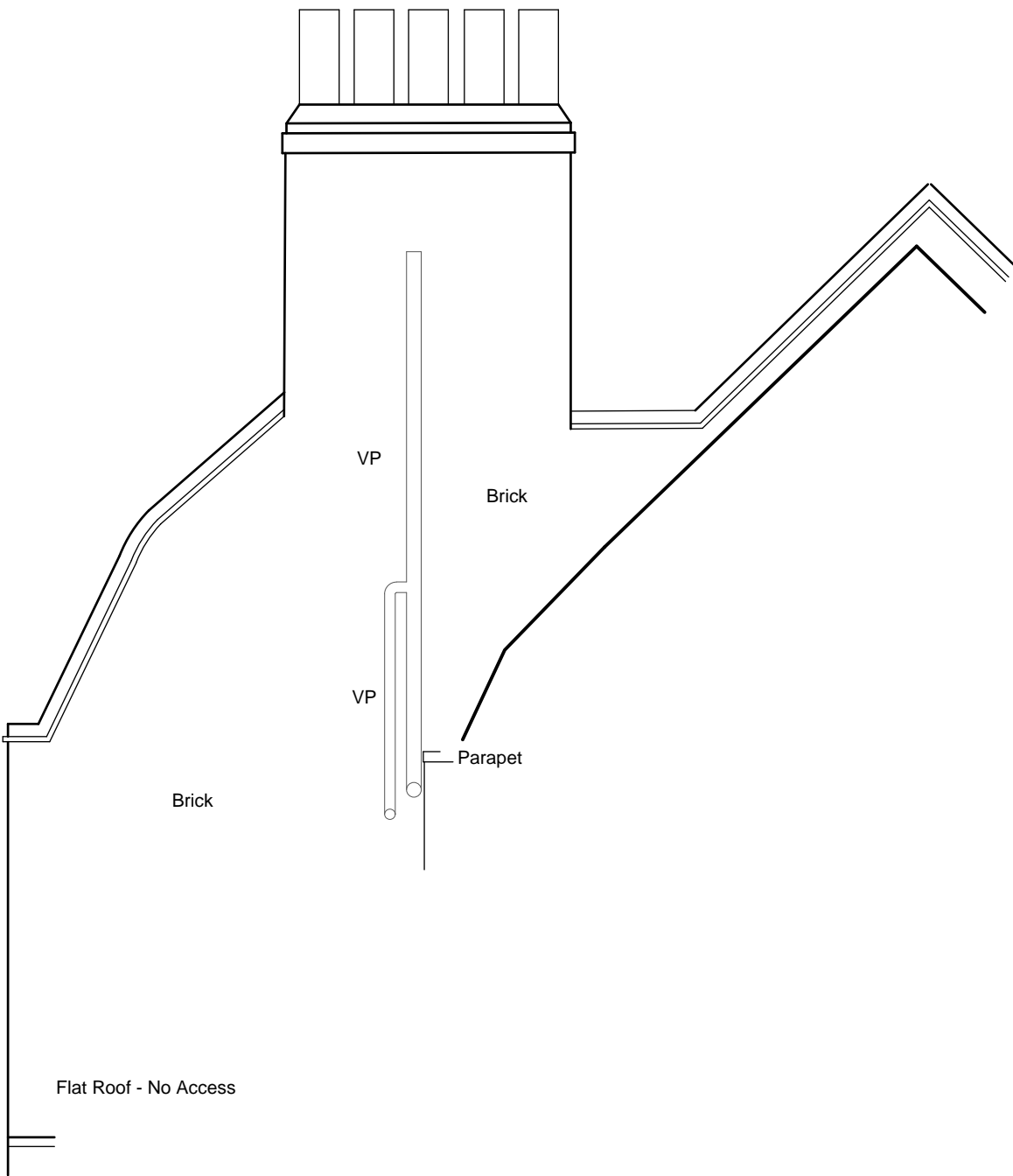
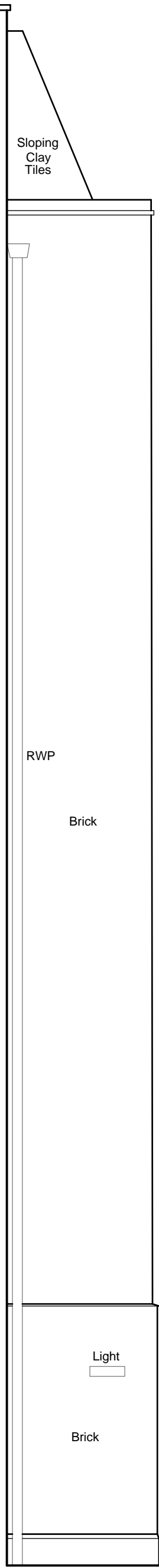
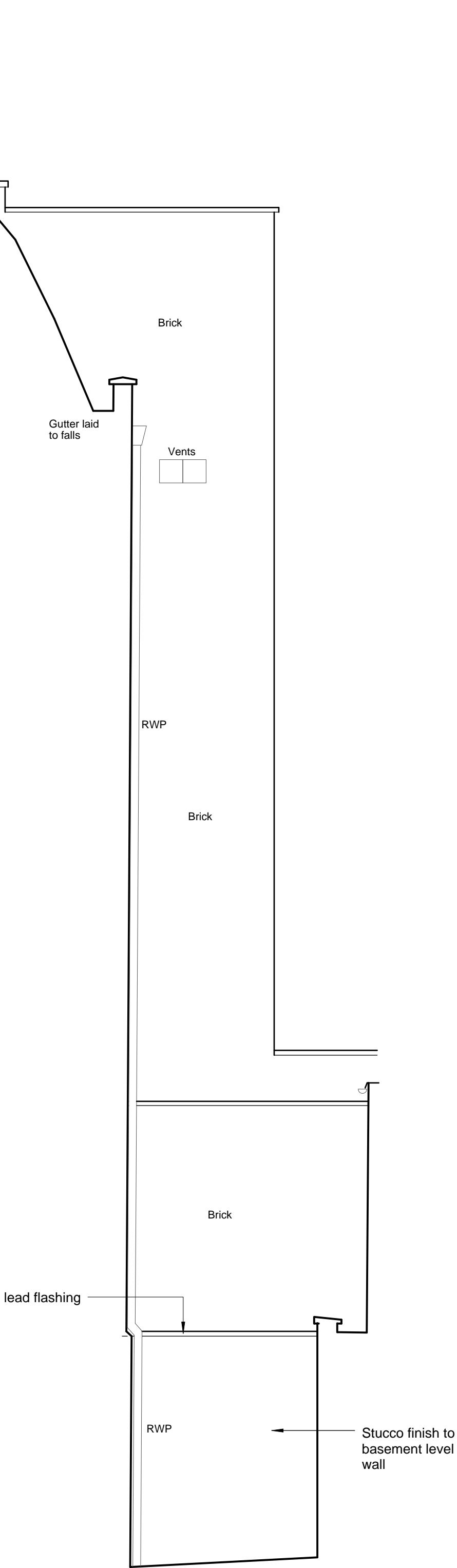
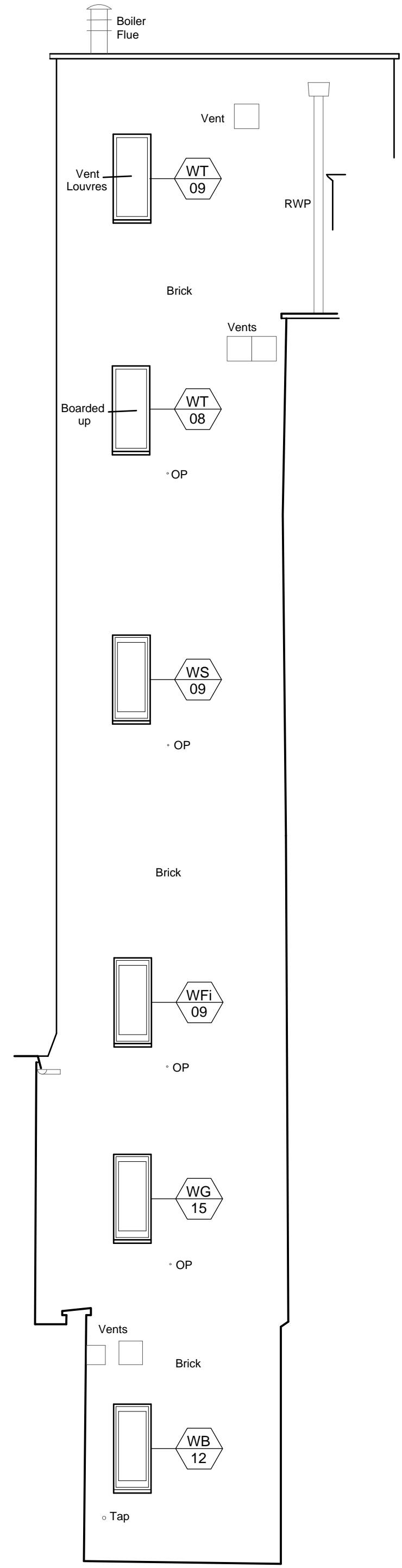
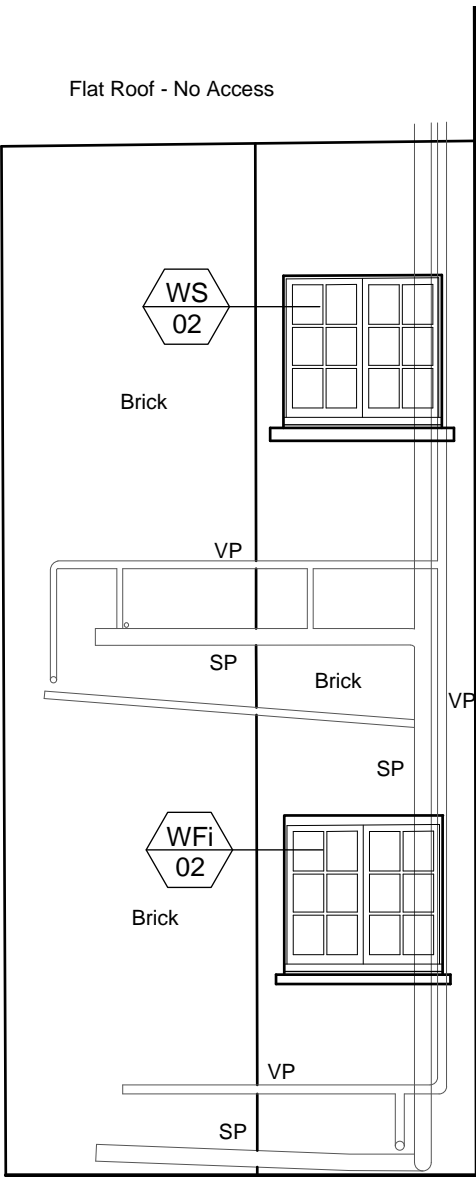
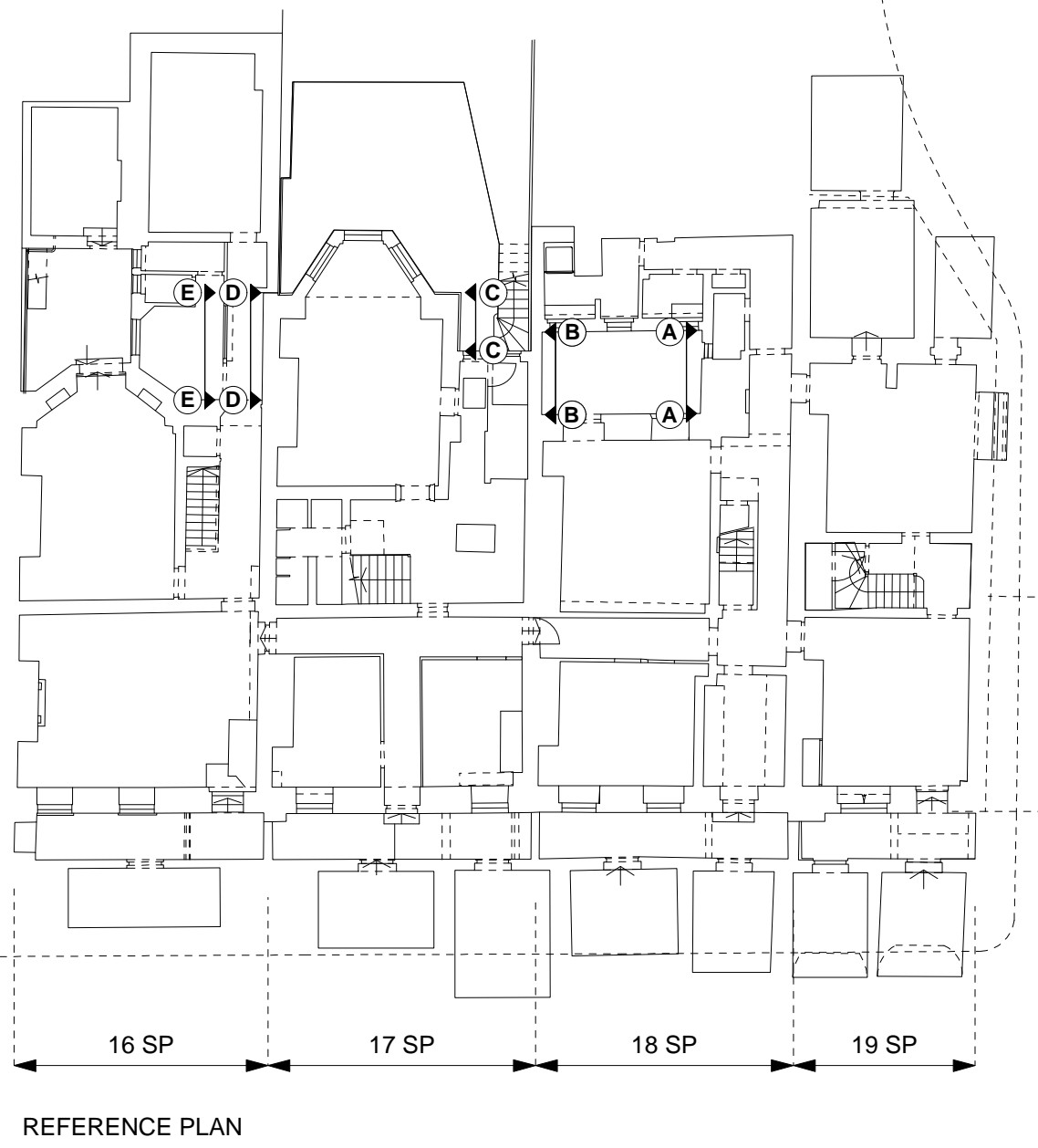
**Mechanical & Engineering Work**  
All indications as to M&E items are for graphic purposes only and must not be relied upon for accuracy in terms of size, detail or position. All M&E items to be confirmed by a suitably qualified M&E engineer before beginning works.

**Survey Information**  
This survey has been carried out and drawn by Plowman Craven in October 2010 to an accuracy consistent with a presentation scale of 1:50.  
All levels are in meters, related to Newlyn datum based upon OSBM value situated on NW face of School of Arts and Crafts, Theobalds Road.  
The survey grid shown on this drawing uses a local origin and is orientated arbitrarily.  
All quoted dimensions are in metres.

**KEY:**

DXxx Door reference

WXxx Window reference



01 ELEVATION A (18 SP)  
A0411 EXISTING 1:50@A1

02 ELEVATION B (18 SP)  
A0411 EXISTING 1:50@A1

03 ELEVATION C (17 SP)  
A0411 EXISTING 1:50@A1

04 ELEVATION D (17 SP)  
A0411 EXISTING 1:50@A1

05 ELEVATION E (16 SP)  
A0411 EXISTING 1:50@A1

Revisions

CANAWAY FLEMING ARCHITECTS

Canaway Fleming Architects Ltd  
The Dutch House  
307 - 308 High Holborn  
London WC1V 7LL  
T: 020 7430 2262  
F: 020 7430 2274  
E: mailbox@canawayfleming.com

Client Holborn Links Limited.

Project 16-19 Southampton Place

Drawing Title Existing Other Elevations (A - E)

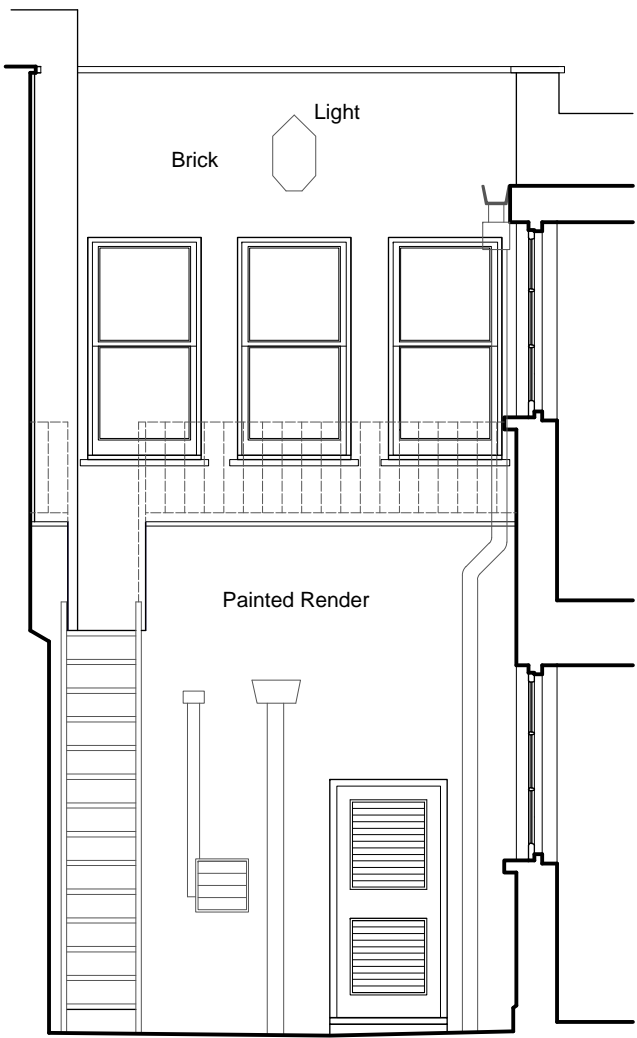
Date July 2011 Scale 1:50@A1 1:100@A3

Project	Origin	No.	Revision
064	A	0411	-
Status	Drawn	Checked	
PLANNING	ZS	MC	



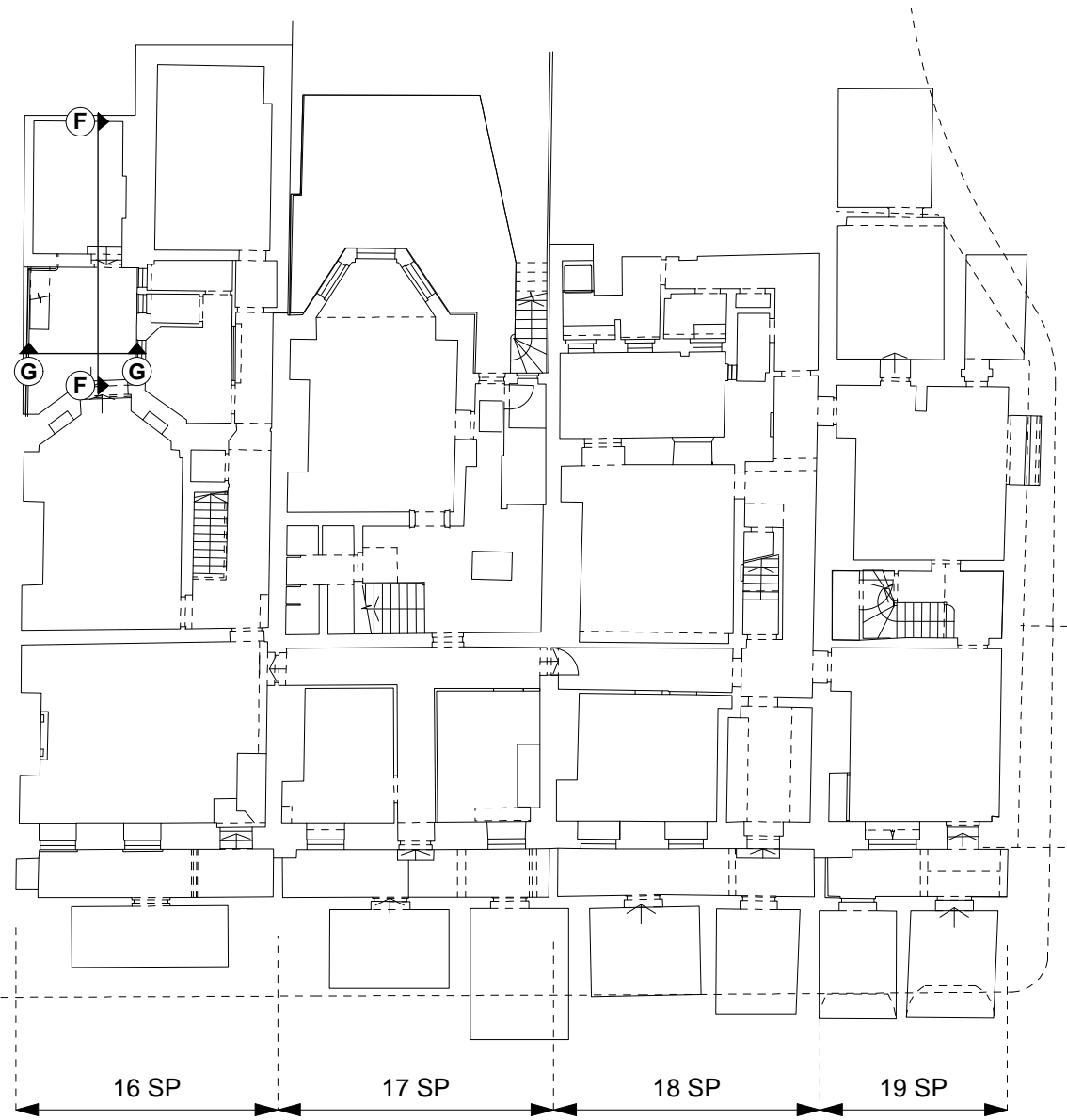


01 ELEVATION F (16 SP)  
A0412 EXISTING 1:50@A1



02 ELEVATION G (16 SP)  
A0412 EXISTING 1:50@A1

0 0.5 1.0 5.0 10.0  
Scale in Meters



REFERENCE PLAN

**Notes**  
Copyright remains the property of Canaway Fleming Architects and this drawing is not to be used for any purposes without the express permission of the Architect. No implied License is given for its use.

Do not scale from this drawing. All dimensions should be checked on site for accuracy.

**Planning**  
These drawings are for planning and listed building application only and must not be used for any other purpose without the express permission of Canaway Fleming Architects. These are not for detailed construction purposes.

**Structural Work**  
All indications as to structure are for graphic purposes only and must not be relied upon for accuracy in terms of size, detail or position. All structure and temporary propping to be confirmed by a suitably qualified structural engineer before beginning works.

**Mechanical & Engineering Work**  
All indications as to M&E items are for graphic purposes only and must not be relied upon for accuracy in terms of size, detail or position. All M&E items to be confirmed by a suitably qualified M&E engineer before beginning works.

**Survey Information**  
This survey has been carried out and drawn by Plowman Craven in October 2010 to an accuracy consistent with a presentation scale of 1:50.  
All levels are in meters, related to Newlyn datum based upon OSBM value situated on NW face of School of Arts and Crafts, Theobalds Road.  
The survey grid shown on this drawing uses a local origin and is orientated arbitrarily.  
All quoted dimensions are in metres.

**NB**  
1. The features on the facades that require remedial works are those that were readily visible from scaffolding but may not constitute the entirety of similar defects or features. Please confirm with CA the extent of any works identified for repair prior to undertaking decorations.

2. The drawings indicates general location and is not intended as an exact replica of the crack or other feature.

3. All repairs and decorations must be agreed with the CA and the Local Authority by reference to sample prior to completing all or similar works.

4. Refer to Design & Access Statement 064/A/7001 for schedule of spot items and general specifications.

**KEY:**

- DXxx Door reference
- WXxx Window reference

Revisions

CANAWAY FLEMING ARCHITECTS

Canaway Fleming Architects Ltd  
The Dutch House  
307 - 308 High Holborn  
London WC1V 7LL  
T: 020 7430 2262  
F: 020 7430 2274  
E: mailbox@canawayfleming.com

Client Holborn Links Limited.

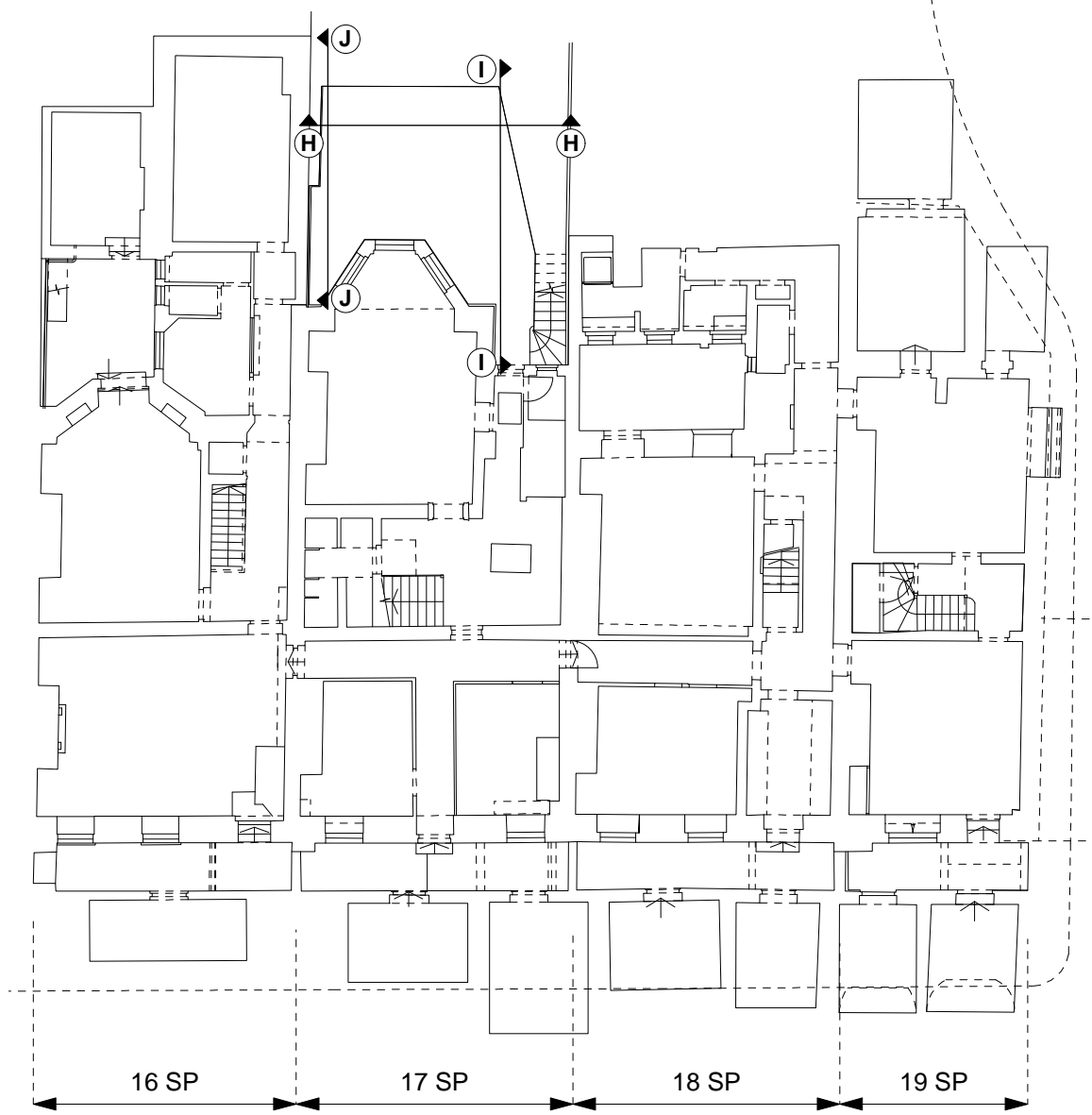
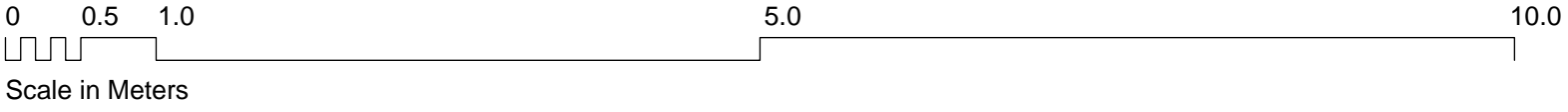
Project 16-19 Southampton Place

Drawing Title Existing No.16 SP Courtyard Elevations (F, G)

Date July 2011 Scale 1:50@A1 1:100@A3

Project	Origin	No.	Revision
064	A	0412	-
Status	Drawn	Checked	
PLANNING	ZS	MC	





REFERENCE PLAN

**Notes**  
Copyright remains the property of Canaway Fleming Architects and this drawing is not to be used for any purposes without the express permission of the Architect. No implied License is given for its use.

Do not scale from this drawing. All dimensions should be checked on site for accuracy.

**Planning**  
These drawings are for planning and listed building application only and must not be used for any other purpose without the express permission of Canaway Fleming Architects. These are not for detailed construction purposes.

**Structural Work**  
All indications as to structure are for graphic purposes only and must not be relied upon for accuracy in terms of size, detail or position. All structure and temporary propping to be confirmed by a suitably qualified structural engineer before beginning works.

**Mechanical & Engineering Work**  
All indications as to M&E items are for graphic purposes only and must not be relied upon for accuracy in terms of size, detail or position. All M&E items to be confirmed by a suitably qualified M&E engineer before beginning works.

**Survey Information**  
This survey has been carried out and drawn by Plowman Craven in October 2010 to an accuracy consistent with a presentation scale of 1:50.  
All levels are in meters, related to Newlyn datum based upon OSBM value situated on NW face of School of Arts and Crafts, Theobalds Road.  
The survey grid shown on this drawing uses a local origin and is orientated arbitrarily.  
All quoted dimensions are in metres.

**KEY:**

Door reference

Window reference

Revisions

**CANAWAY FLEMING ARCHITECTS**

Canaway Fleming Architects Ltd  
The Dutch House  
307 - 308 High Holborn  
London WC1V 7LL  
T: 020 7430 2262  
F: 020 7430 2274  
E: mailbox@canawayfleming.com

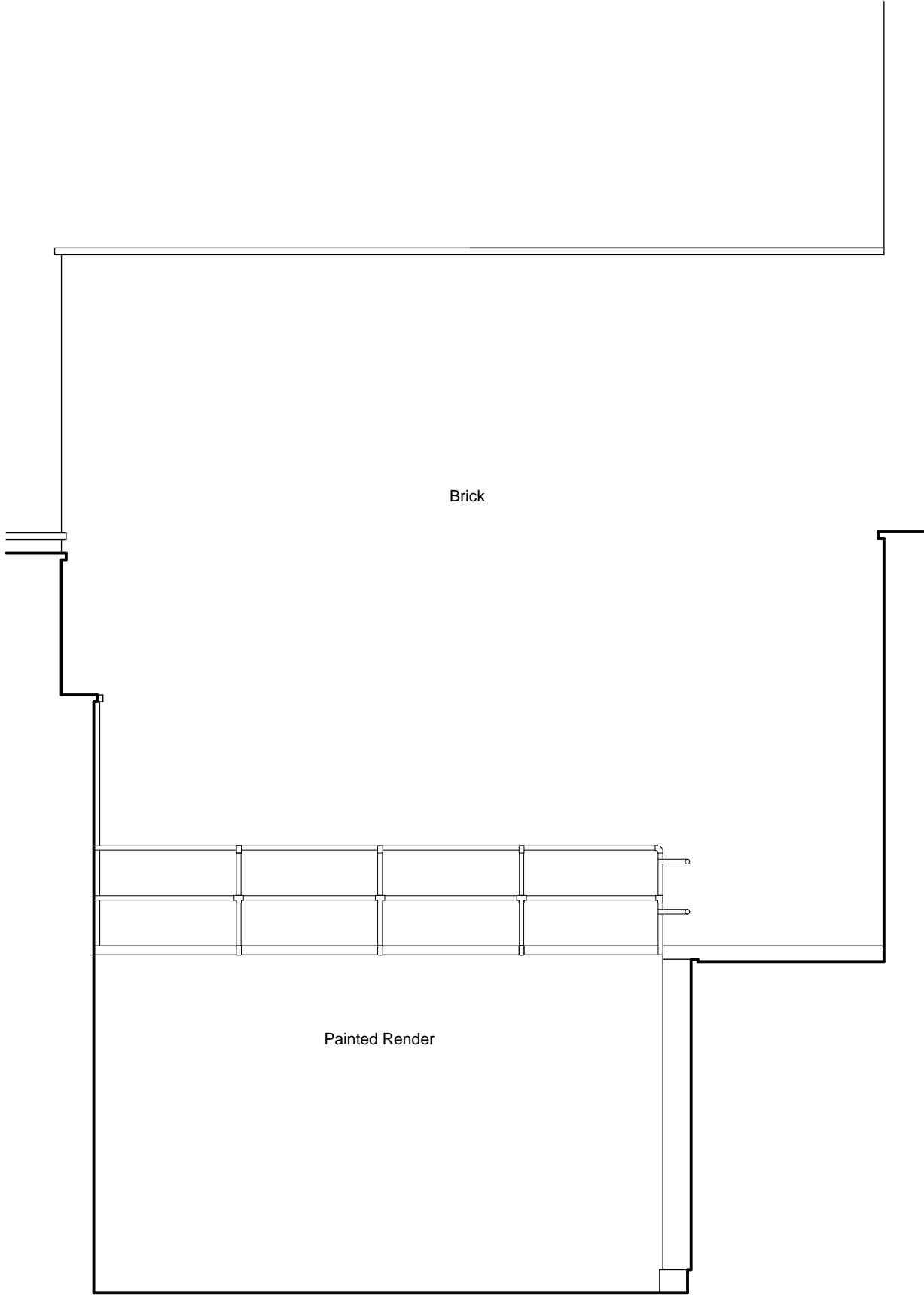
Client **Holborn Links Limited.**

Project **16-19 Southampton Place**

Drawing Title **Existing No. 17 SP Rear Elevations (H, I, J)**

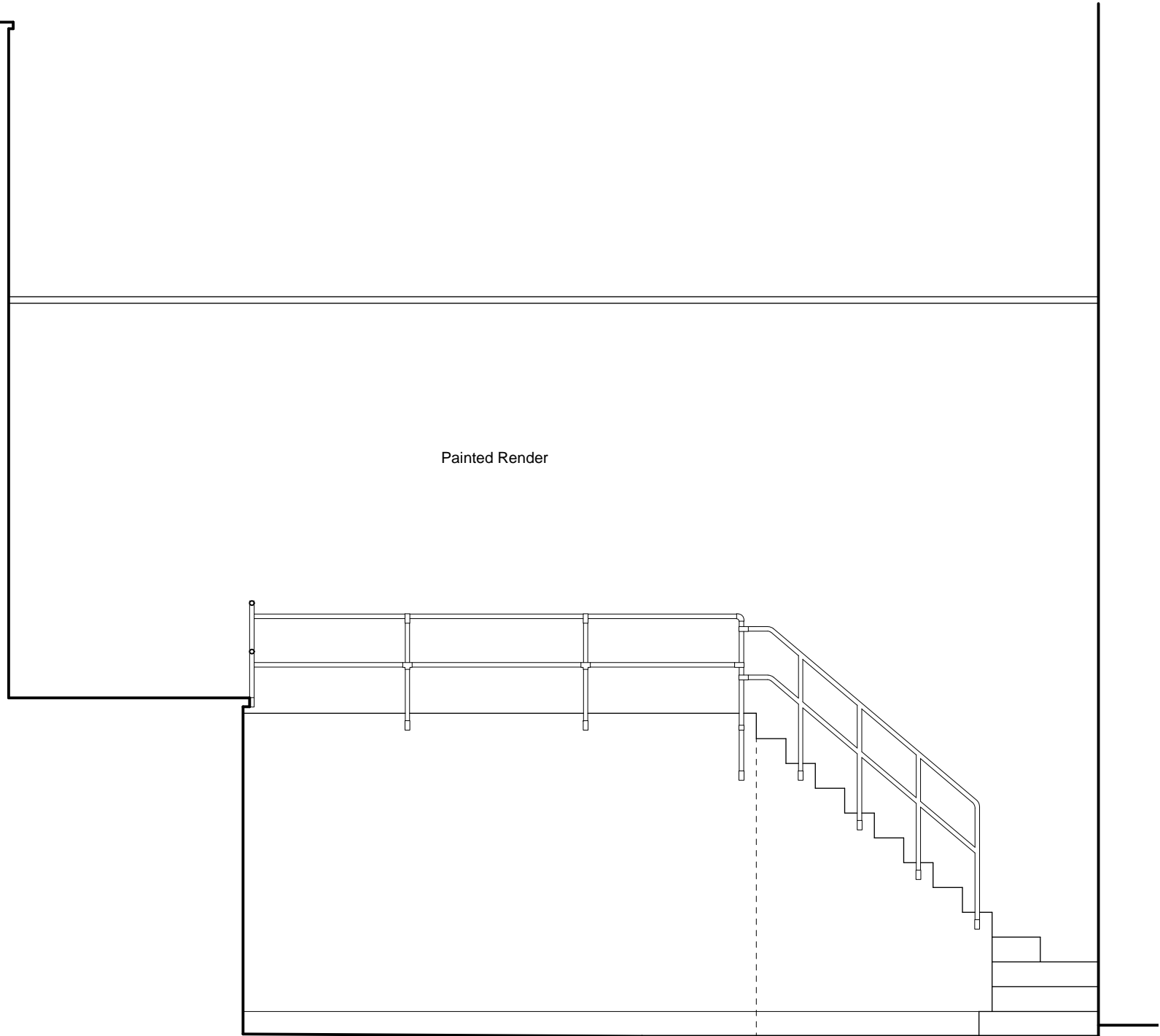
Date **July 2011** Scale **1:50@A1  
1:100@A3**

Project	Origin	No.	Revision
<b>064</b>	<b>A</b>	<b>0413</b>	<b>-</b>
Status	Drawn	Checked	
<b>Planning</b>	<b>ZS</b>	<b>MC</b>	




20.00m Above Ordnance Datum

01 ELEVATION H (17 SP)  
A0413 EXISTING 1:50@A1



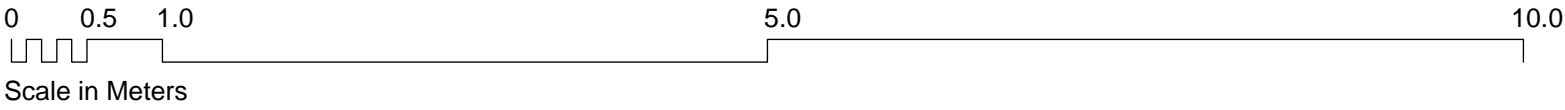
20.00m Above Ordnance Datum

02 ELEVATION I (17 SP)  
A0413 EXISTING 1:50@A1



20.00m Above Ordnance Datum

03 ELEVATION J (17 SP)  
A0413 EXISTING 1:50@A1



**Notes**  
Copyright remains the property of Canaway Fleming Architects and this drawing is not to be used for any purposes without the express permission of the Architect. No implied License is given for its use.

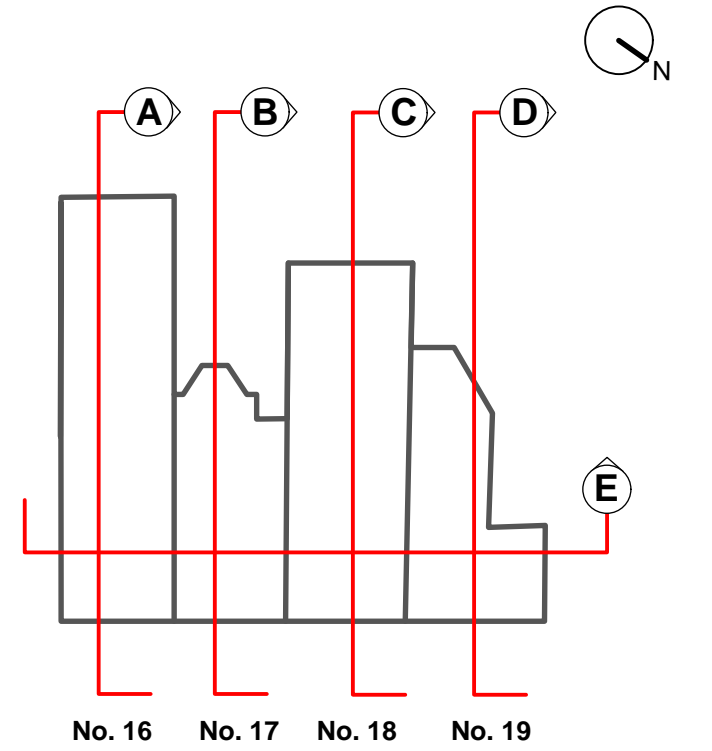
Do not scale from this drawing. All dimensions should be checked on site for accuracy.

**Planning**  
These drawings are for planning and listed building application only and must not be used for any other purpose without the express permission of Canaway Fleming Architects. These are not for detailed construction purposes.

**Structural Work**  
All indications as to structure are for graphic purposes only and must not be relied upon for accuracy in terms of size, detail or position. All structure and temporary propping to be confirmed by a suitably qualified structural engineer before beginning works.

**Mechanical & Engineering Work**  
All indications as to M&E items are for graphic purposes only and must not be relied upon for accuracy in terms of size, detail or position. All M&E items to be confirmed by a suitably qualified M&E engineer before beginning works.

**Survey Information**  
This survey has been carried out and drawn by Plowman Craven in October 2010 to an accuracy consistent with a presentation scale of 1:50. All levels are in meters, related to Newlyn datum based upon OSBM value situated on NW face of School of Arts and Crafts, Theobalds Road. The survey grid shown on this drawing uses a local origin and is orientated arbitrarily. All quoted dimensions are in metres.



**KEY:**

WB 1 Window reference

Revisions

**CANAWAY FLEMING ARCHITECTS**

Canaway Fleming Architects Ltd  
The Dutch House  
307 - 308 High Holborn  
London WC1V 7LL  
T: 020 7430 2262  
F: 020 7430 2274  
E: mailbox@canawayfleming.com

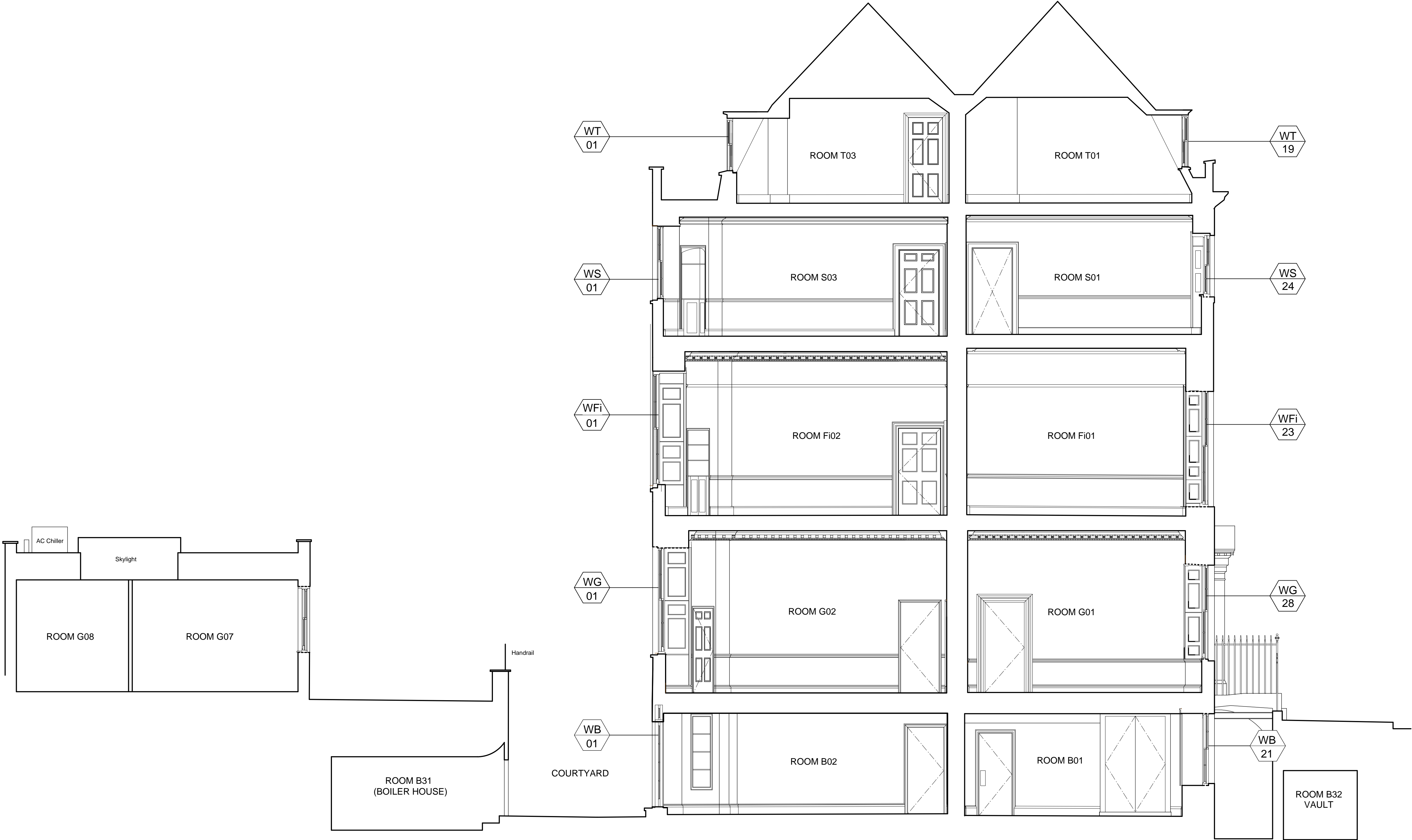
Client Holborn Links Limited.

Project 16-19 Southampton Place, London.

Drawing Title Existing Section A-A  
(through No. 16 Southampton Place)

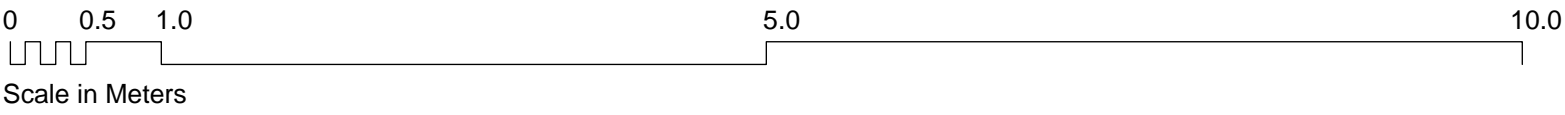
Date July 2011 Scale 1:50@A1  
1:100@A3

Project	Origin	No.	Revision
064	A	0414	-
Status	Drawn	Checked	
Planning	ZS	MC	



01 SECTION A-A (THROUGH NO. 16 SOUTHAMPTON PLACE)  
A0414 EXISTING 1:50@A1





**Notes**  
Copyright remains the property of Canaway Fleming Architects and this drawing is not to be used for any purposes without the express permission of the Architect. No implied License is given for its use.

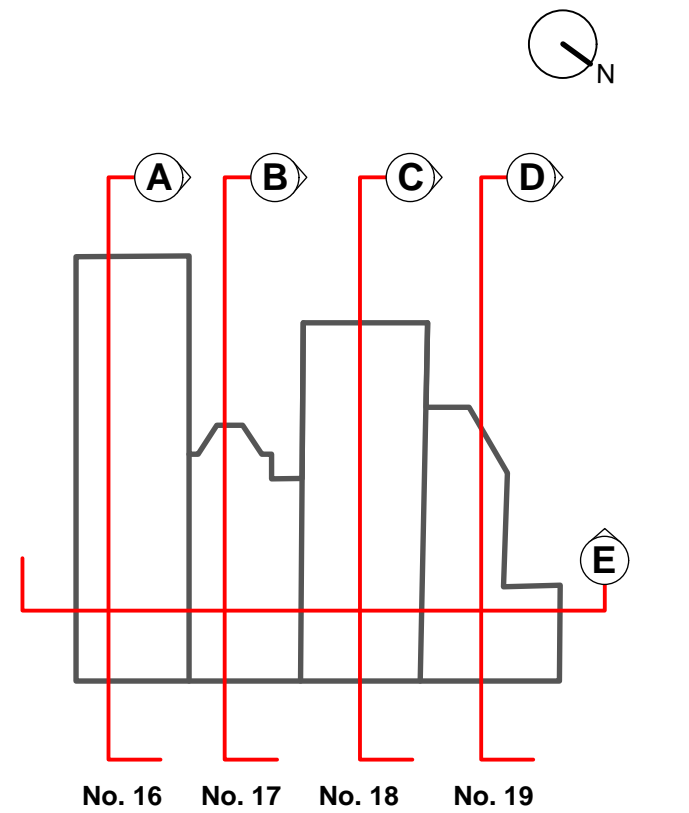
Do not scale from this drawing. All dimensions should be checked on site for accuracy.

**Planning**  
These drawings are for planning and listed building application only and must not be used for any other purpose without the express permission of Canaway Fleming Architects. These are not for detailed construction purposes.

**Structural Work**  
All indications as to structure are for graphic purposes only and must not be relied upon for accuracy in terms of size, detail or position. All structure and temporary propping to be confirmed by a suitably qualified structural engineer before beginning works.

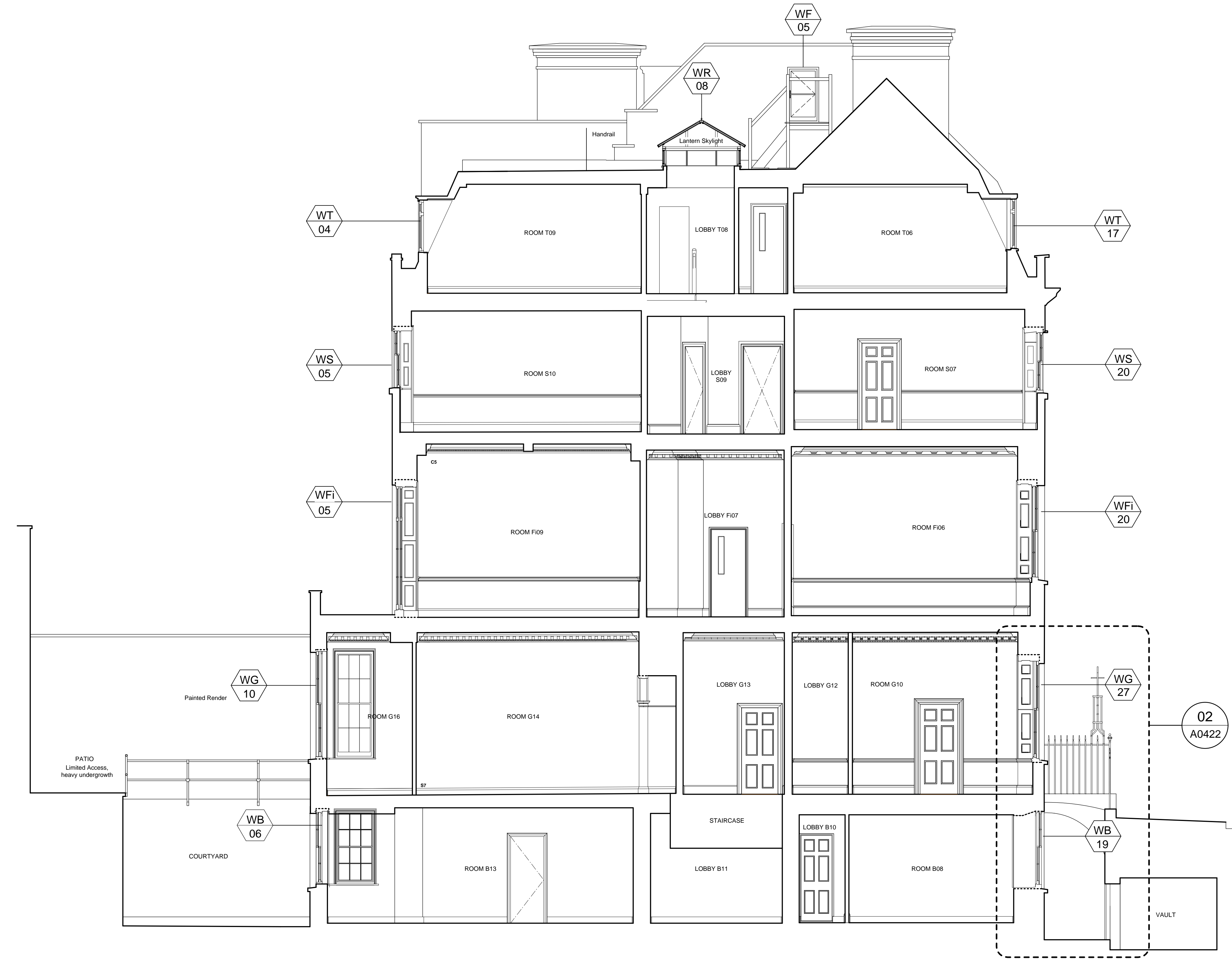
**Mechanical & Engineering Work**  
All indications as to M&E items are for graphic purposes only and must not be relied upon for accuracy in terms of size, detail or position. All M&E items to be confirmed by a suitably qualified M&E engineer before beginning works.

**Survey Information**  
This survey has been carried out and drawn by Plowman Craven in October 2010 to an accuracy consistent with a presentation scale of 1:50.  
All levels are in meters, related to Newlyn datum based upon OSBM value situated on NW face of School of Arts and Crafts, Theobalds Road.  
The survey grid shown on this drawing uses a local origin and is orientated arbitrarily.  
All quoted dimensions are in metres.



**KEY:**  
WB 1 Window reference

02  
A0422



01 SECTION B-B (THROUGH NO. 17 SOUTHAMPTON PLACE)  
A0415 EXISTING 1:50@A1

Revisions

**CANAWAY FLEMING ARCHITECTS**

Canaway Fleming Architects Ltd  
The Dutch House  
307 - 308 High Holborn  
London WC1V 7LL  
T: 020 7430 2262  
F: 020 7430 2274  
E: mailbox@canawayfleming.com

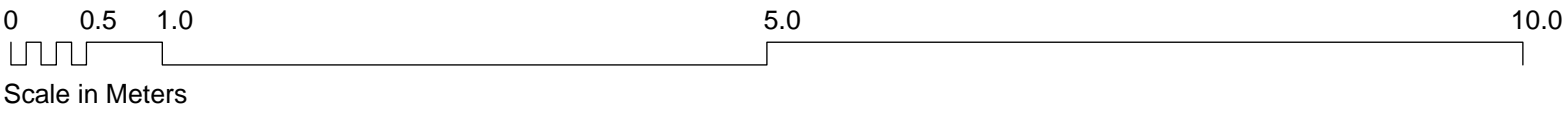
Client Holborn Links Limited.

Project 16-19 Southampton Place, London.

Drawing Title Existing Section B-B  
(through No.17 Southampton Place)

Date July 2011 Scale 1:50@A1  
1:100@A3

Project	Origin	No.	Revision
064	A	0415	-
Status	Drawn	Checked	
Planning	ZS	MC	



**Notes**  
Copyright remains the property of Canaway Fleming Architects and this drawing is not to be used for any purposes without the express permission of the Architect. No implied License is given for its use.

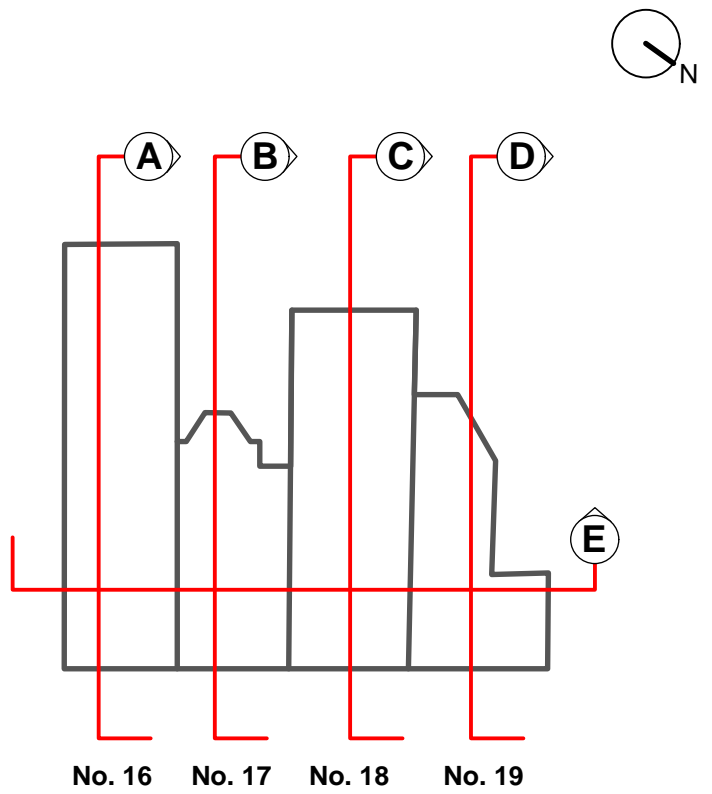
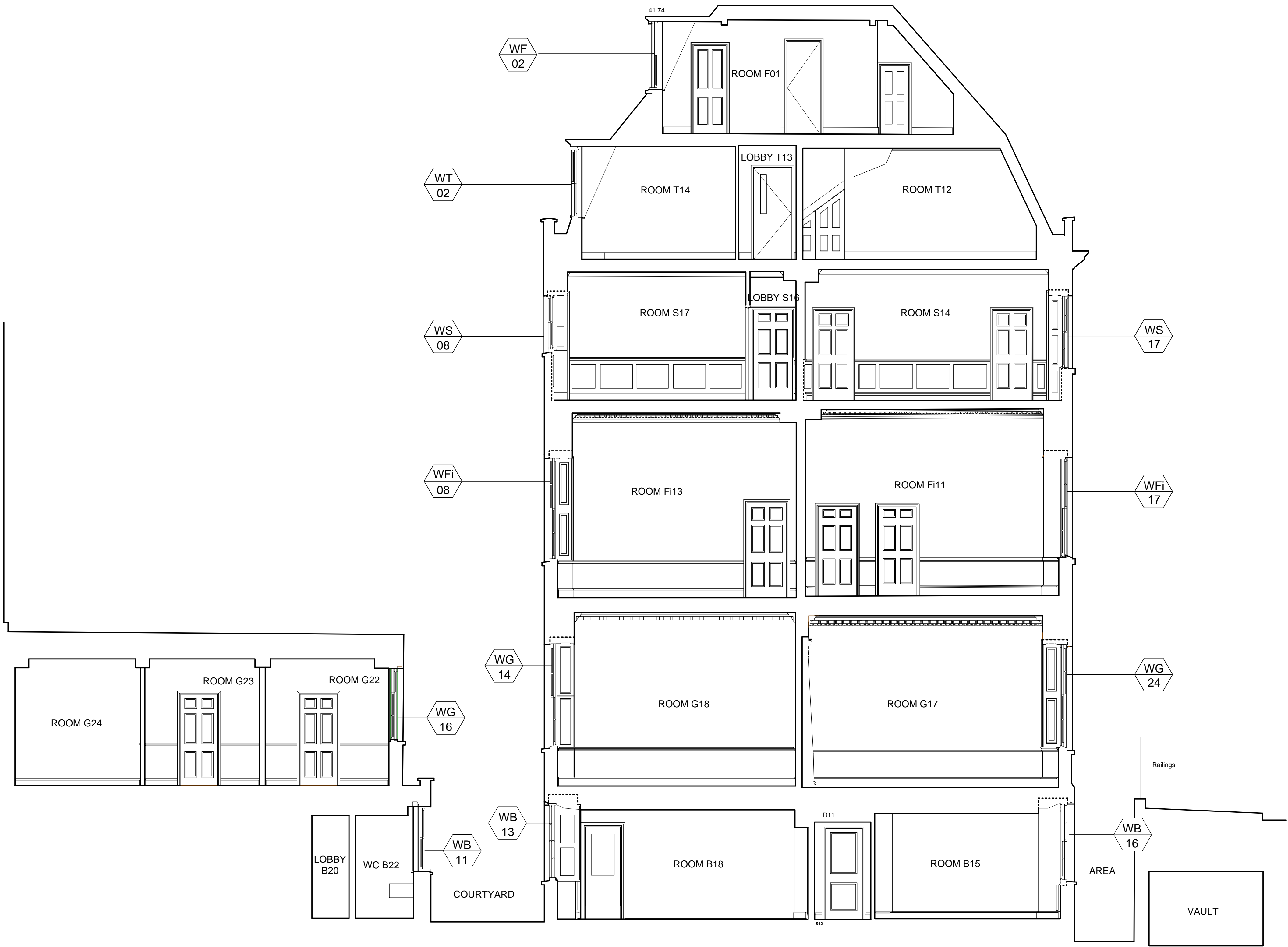
Do not scale from this drawing. All dimensions should be checked on site for accuracy.

**Planning**  
These drawings are for planning and listed building application only and must not be used for any other purpose without the express permission of Canaway Fleming Architects. These are not for detailed construction purposes.

**Structural Work**  
All indications as to structure are for graphic purposes only and must not be relied upon for accuracy in terms of size, detail or position. All structure and temporary propping to be confirmed by a suitably qualified structural engineer before beginning works.

**Mechanical & Engineering Work**  
All indications as to M&E items are for graphic purposes only and must not be relied upon for accuracy in terms of size, detail or position. All M&E items to be confirmed by a suitably qualified M&E engineer before beginning works.

**Survey Information**  
This survey has been carried out and drawn by Plowman Craven in October 2010 to an accuracy consistent with a presentation scale of 1:50.  
All levels are in meters, related to Newlyn datum based upon OSBM value situated on NW face of School of Arts and Crafts, Theobalds Road.  
The survey grid shown on this drawing uses a local origin and is orientated arbitrarily.  
All quoted dimensions are in metres.



**KEY:**  
WB 1 Window reference

Revisions

**CANAWAY FLEMING ARCHITECTS**  
Canaway Fleming Architects Ltd  
The Dutch House  
307 - 308 High Holborn  
London WC1V 7LL  
T: 020 7430 2262  
F: 020 7430 2274  
E: mailbox@canawayfleming.com

Client Holborn Links Limited.

Project 16-19 Southampton Place

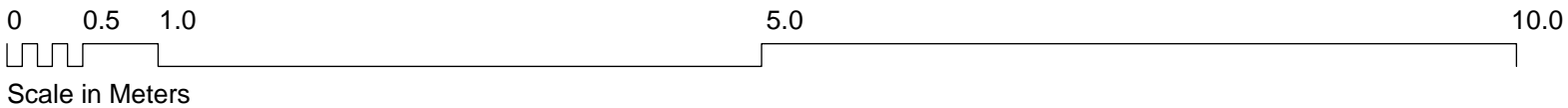
Drawing Title Existing Section C-C  
(through No. 18 Southampton Place)

Date July 2011 Scale 1:50@A1  
1:100@A3

01 SECTION C-C (THROUGH NO. 18 SOUTHAMPTON PLACE)  
A0416 EXISTING 1:50@A1

Project	Origin	No.	Revision
064	A	0416	-
Status	Drawn	Checked	
Planning	MN	MC	





**Notes**  
Copyright remains the property of Canaway Fleming Architects and this drawing is not to be used for any purposes without the express permission of the Architect. No implied License is given for its use.

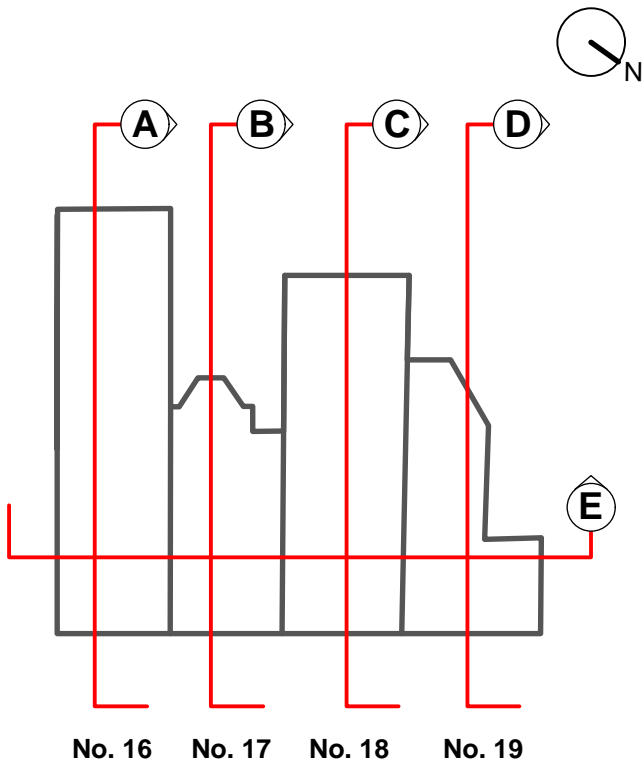
Do not scale from this drawing. All dimensions should be checked on site for accuracy.

**Planning**  
These drawings are for planning and listed building application only and must not be used for any other purpose without the express permission of Canaway Fleming Architects. These are not for detailed construction purposes.

**Structural Work**  
All indications as to structure are for graphic purposes only and must not be relied upon for accuracy in terms of size, detail or position. All structure and temporary propping to be confirmed by a suitably qualified structural engineer before beginning works.

**Mechanical & Engineering Work**  
All indications as to M&E items are for graphic purposes only and must not be relied upon for accuracy in terms of size, detail or position. All M&E items to be confirmed by a suitably qualified M&E engineer before beginning works.

**Survey Information**  
This survey has been carried out and drawn by Plowman Craven in October 2010 to an accuracy consistent with a presentation scale of 1:50. All levels are in meters, related to Newlyn datum based upon OSBM value situated on NW face of School of Arts and Crafts, Theobalds Road. The survey grid shown on this drawing uses a local origin and is orientated arbitrarily. All quoted dimensions are in metres.



**KEY:**

WB 1 Window reference

Revisions

CANAWAY FLEMING ARCHITECTS

Canaway Fleming Architects Ltd  
The Dutch House  
307 - 308 High Holborn  
London WC1V 7LL  
T: 020 7430 2262  
F: 020 7430 2274  
E: mailbox@canawayfleming.com

Client Holborn Links Limited.

Project 16-19 Southampton Place

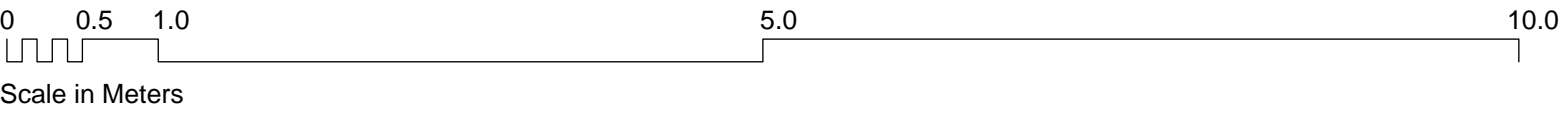
Drawing Title Existing Section D-D  
(through No. 19 Southampton Place)

Date July 2011 Scale 1:50@A1  
1:100@A3

Project	Origin	No.	Revision
064	A	0417	-
Status	Drawn	Checked	
Planning	MN	MC	



20.00m Above Ordnance Datum



**Notes**  
Copyright remains the property of Canaway Fleming Architects and this drawing is not to be used for any purposes without the express permission of the Architect. No implied License is given for its use.

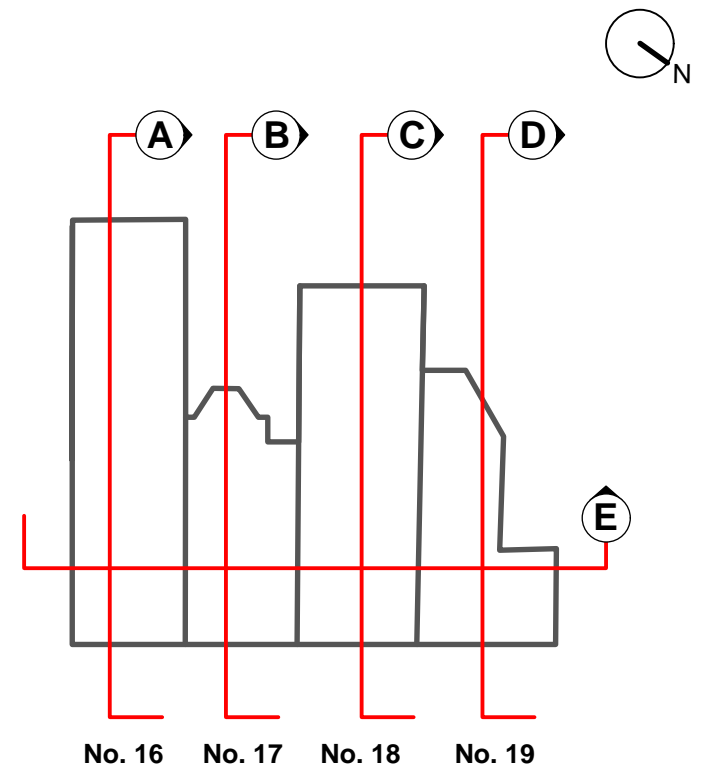
Do not scale from this drawing. All dimensions should be checked on site for accuracy.

**Planning**  
These drawings are for planning and listed building application only and must not be used for any other purpose without the express permission of Canaway Fleming Architects. These are not for detailed construction purposes.

**Structural Work**  
All indications as to structure are for graphic purposes only and must not be relied upon for accuracy in terms of size, detail or position. All structure and temporary propping to be confirmed by a suitably qualified structural engineer before beginning works.

**Mechanical & Engineering Work**  
All indications as to M&E items are for graphic purposes only and must not be relied upon for accuracy in terms of size, detail or position. All M&E items to be confirmed by a suitably qualified M&E engineer before beginning works.

**Survey Information**  
This survey has been carried out and drawn by Plowman Craven in October 2010 to an accuracy consistent with a presentation scale of 1:50.  
All levels are in meters, related to Newlyn datum based upon OSBM value situated on NW face of School of Arts and Crafts, Theobalds Road.  
The survey grid shown on this drawing uses a local origin and is orientated arbitrarily.  
All quoted dimensions are in metres.



**KEY:**  
WB 1 Window reference

Revisions

**CANAWAY FLEMING ARCHITECTS**

Canaway Fleming Architects Ltd  
The Dutch House  
307 - 308 High Holborn  
London WC1V 7LL  
T: 020 7430 2262  
F: 020 7430 2274  
E: mailbox@canawayfleming.com

Client: Holborn Links Limited.

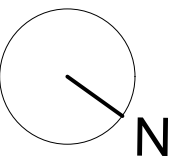

Project: 16-19 Southampton Place

Drawing Title: Existing Section E-E

Date: July 2011 Scale: 1:50@A1  
1:100@A3

Project	Origin	No.	Revision
064	A	0418	-
Status	Drawn	Checked	
PLANNING	LH	MC	





**Notes**  
Copyright remains the property of Canaway Fleming Architects and this drawing is not to be used for any purposes without the express permission of the Architect. No implied License is given for its use.

Do not scale from this drawing. All dimensions should be checked on site for accuracy.

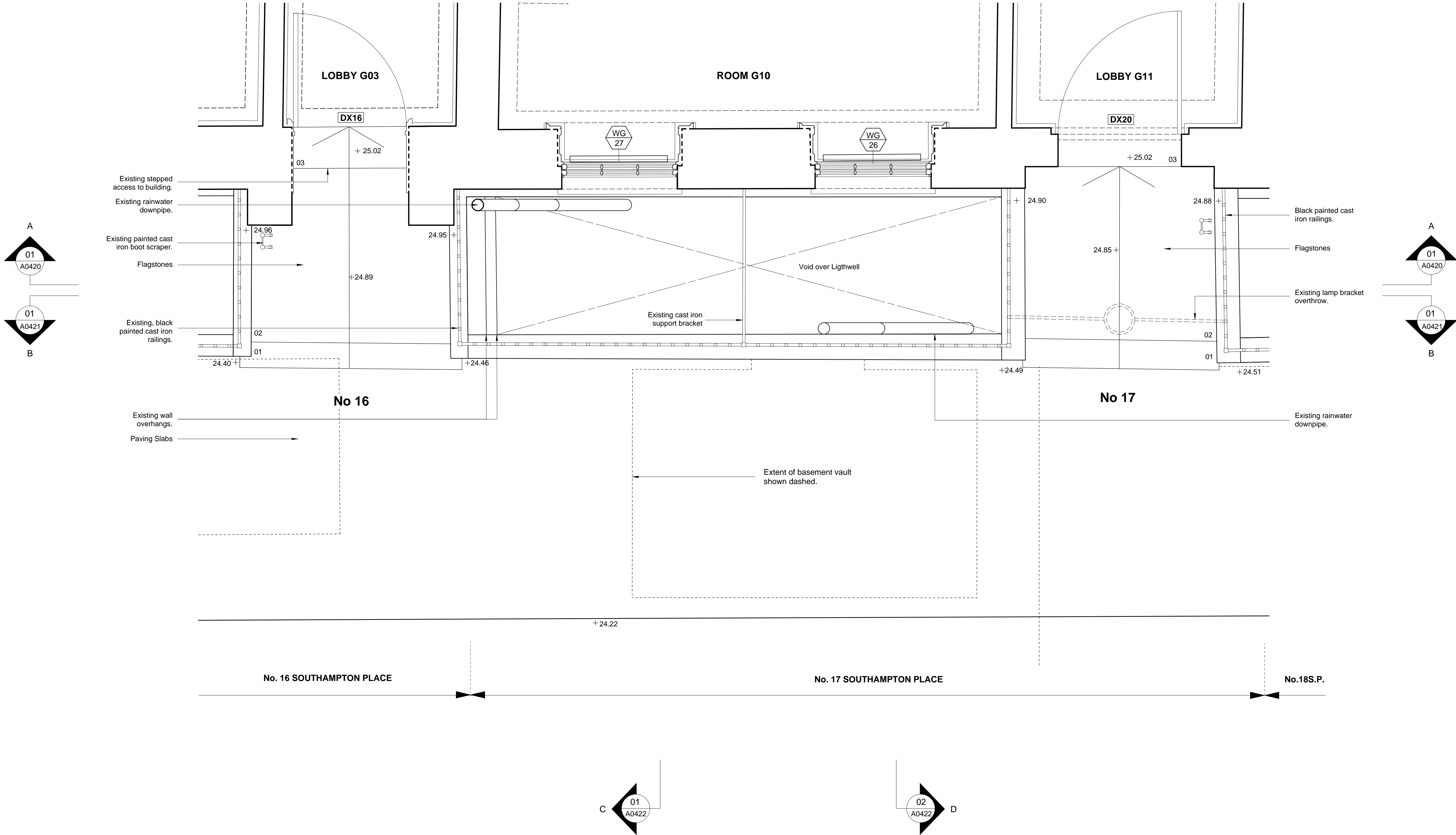
**Planning**  
These drawings are for planning application and must not be used for any other purpose without the express permission of Canaway Fleming Architects. These are not for detailed construction purposes.

**Structural Work**  
All indications as to structure are for graphic purposes only and must not be relied upon for accuracy in terms of size, detail or position. All structure and temporary propping to be confirmed by a suitably qualified structural engineer before beginning works.

**Mechanical & Engineering Work**  
All indications as to M&E items are for graphic purposes only and must not be relied upon for accuracy in terms of size, detail or position. All M&E items to be confirmed by a suitably qualified M&E engineer before beginning works.

**Survey Information**  
This survey has been carried out and drawn by Plowman Craven in October 2010.

- KEY**
- D1** Door Reference: (No)
- WB 1** Window Reference: (Level: No)



01 No16-17SP ENTRANCE PLAN  
A0419 EXISTING 1:20@A1

Revisions

**CANAWAY FLEMING ARCHITECTS**

Canaway Fleming Architects Ltd  
The Dutch House  
307 - 308 High Holborn  
London WC1V 7LL

T: 020 7430 2262  
F: 020 7430 2274  
E: mailbox@canawayfleming.com

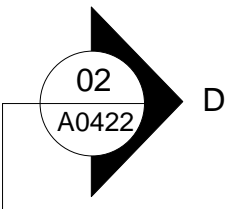
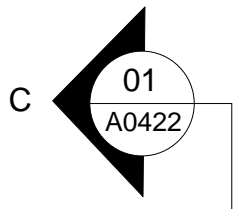

Client Holborn Links Limited.

Project 16-19 Southampton Place, London.

Drawing Title Existing No.16-17SP Entrance Plan

Date July 2011 Scale 1:20@A1

Project	064	Origin	A	No.	0419	Revision	-
Status	PLANNING	Drawn	ZS	Checked	MC		



**Notes**  
Copyright remains the property of Canaway Fleming Architects and this drawing is not to be used for any purposes without the express permission of the Architect. No implied License is given for its use.

Do not scale from this drawing. All dimensions should be checked on site for accuracy.

**Planning**  
These drawings are for planning application and must not be used for any other purpose without the express permission of Canaway Fleming Architects. These are not for detailed construction purposes.

**Structural Work**  
All indications as to structure are for graphic purposes only and must not be relied upon for accuracy in terms of size, detail or position. All structure and temporary propping to be confirmed by a suitably qualified structural engineer before beginning works.

**Mechanical & Engineering Work**  
All indications as to M&E items are for graphic purposes only and must not be relied upon for accuracy in terms of size, detail or position. All M&E items to be confirmed by a suitably qualified M&E engineer before beginning works.

**Survey Information**  
This survey has been carried out and drawn by Plowman Craven in October 2010.

- KEY**
- D1** Door Reference: (No)
- WB 1** Window Reference: (Level: No)

Revisions

**CANAWAY FLEMING ARCHITECTS**

Canaway Fleming Architects Ltd  
The Dutch House  
307 - 308 High Holborn  
London WC1V 7LL  
T: 020 7430 2262  
F: 020 7430 2274  
E: mailbox@canawayfleming.com

Client **Holborn Links Limited.**

Project **16-19 Southampton Place, London**

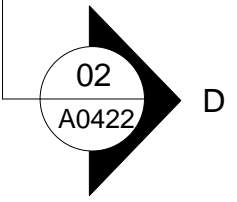
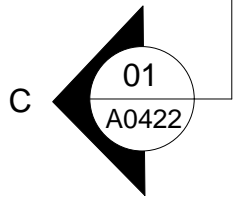
Drawing Title **Existing No 16-17SP Entrance - Section A-A**

Date **July 2011** Scale **1:20@A1**

Project	Origin	No.	Revision
064	A	0420	-
Status	Drawn	Checked	
PLANNING	ZS	MC	

01  
A0420

No16-17SP ENTRANCE SECTION A-A  
EXISTING 1:20@A1







**Notes**  
Copyright remains the property of Canaway Fleming Architects and this drawing is not to be used for any purposes without the express permission of the Architect. No implied License is given for its use.

Do not scale from this drawing. All dimensions should be checked on site for accuracy.

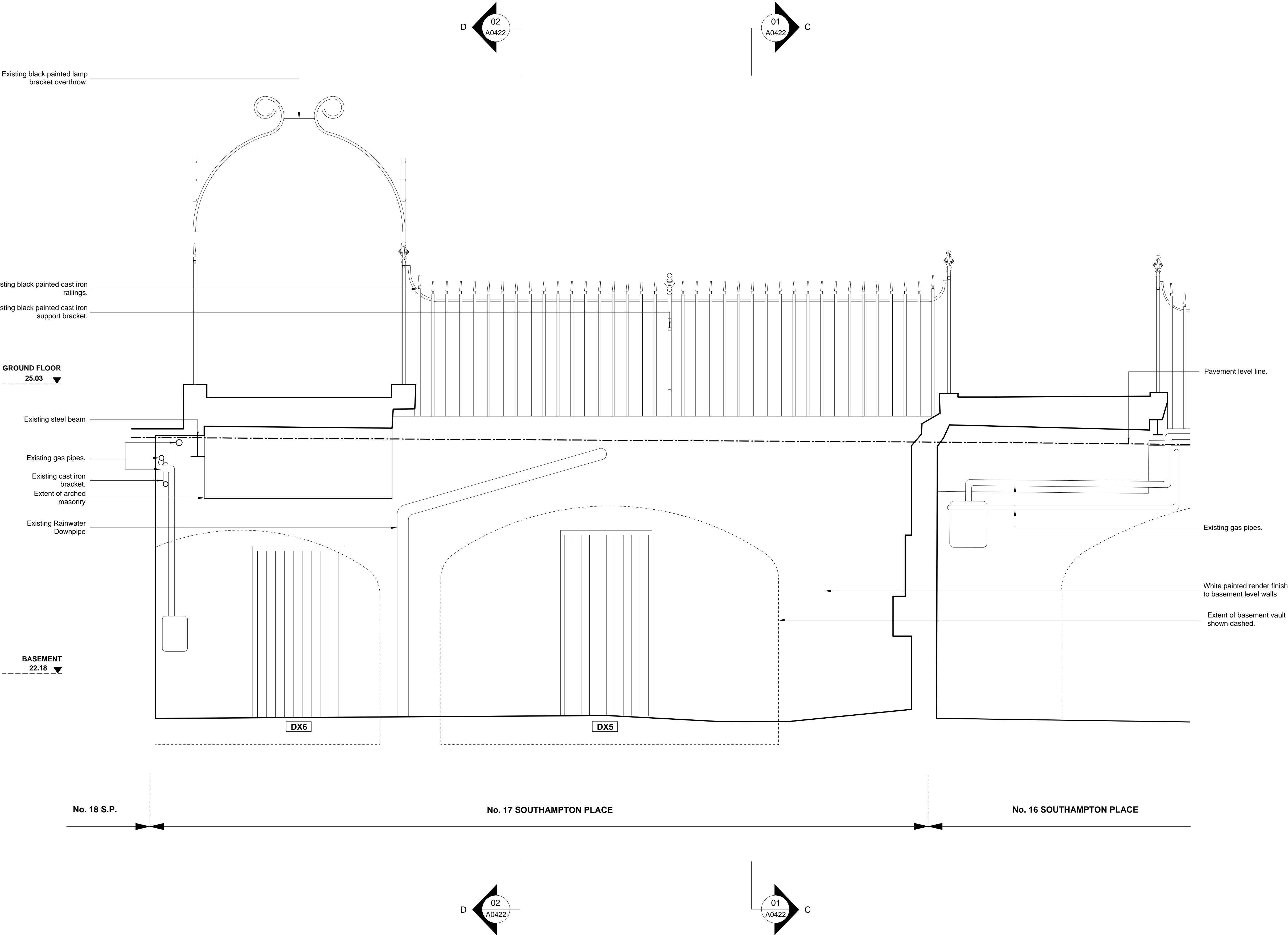
**Planning**  
These drawings are for planning application and must not be used for any other purpose without the express permission of Canaway Fleming Architects. These are not for detailed construction purposes.

**Structural Work**  
All indications as to structure are for graphic purposes only and must not be relied upon for accuracy in terms of size, detail or position. All structure and temporary propping to be confirmed by a suitably qualified structural engineer before beginning works.

**Mechanical & Engineering Work**  
All indications as to M&E items are for graphic purposes only and must not be relied upon for accuracy in terms of size, detail or position. All M&E items to be confirmed by a suitably qualified M&E engineer before beginning works.

**Survey Information**  
This survey has been carried out and drawn by Plowman Craven in October 2010.

KEY	
D1	Door Reference: (No)
WB 1	Window Reference: (Level: No)



Revisions

## CANAWAY FLEMING ARCHITECTS

Canaway Fleming Architects Ltd  
The Dutch House  
307 - 308 High Holborn  
London WC1V 7LL  
T: 020 7430 2262  
F: 020 7430 2274  
E: mailbox@canawayfleming.com

Client Holborn Links Limited.

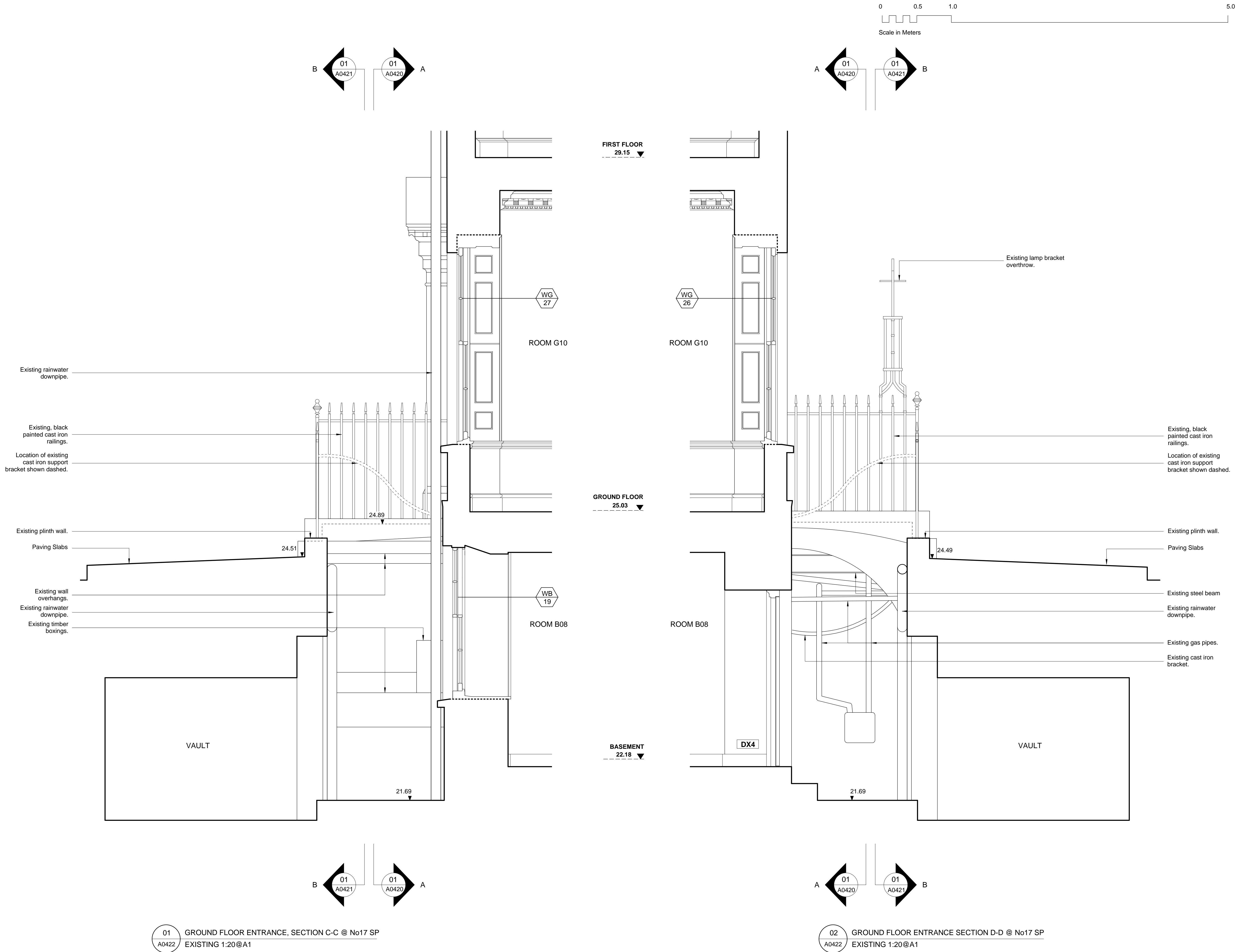
Project 16-19 Southampton Place, London.

Drawing Title Existing No16-17SP Entrance - Section B-B

Date July 2011 Scale 1:20@A1

01 No16-17SP ENTRANCE, SECTION B-B  
A0421 EXISTING 1:20@A1

Project	Origin	No.	Revision
064	A	0421	-
Status	Drawn	Checked	
PLANNING	ZS	MC	



**Notes**  
Copyright remains the property of Canaway Fleming Architects and this drawing is not to be used for any purposes without the express permission of the Architect. No implied License is given for its use.

Do not scale from this drawing. All dimensions should be checked on site for accuracy.

**Planning**  
These drawings are for planning and listed building application only and must not be used for any other purpose without the express permission of Canaway Fleming Architects.  
These are not for detailed construction purposes.

**Structural Work**  
All indications as to structure are for graphic purposes only and must not be relied upon for accuracy in terms of size, detail or position. All structure and temporary propping to be confirmed by a suitably qualified structural engineer before beginning works.

**Mechanical & Engineering Work**  
All indications as to M&E items are for graphic purposes only and must not be relied upon for accuracy in terms of size, detail or position. All M&E items to be confirmed by a suitably qualified M&E engineer before beginning works.

**Survey Information**  
This survey has been carried out and drawn by Plowman Craven in October 2010 to an accuracy consistent with a presentation scale of 1:50.  
All levels are in meters, related to Newlyn datum based upon OSBM value situated on NW face of School of Arts and Crafts, Theobalds Road.  
The survey grid shown on this drawing uses a local origin and is orientated arbitrarily.  
All quoted dimensions are in metres.

KEY	
D1	Door Reference: (No)
WB 1	Window Reference: (Level: No)

Revisions

## CANAWAY FLEMING ARCHITECTS

Canaway Fleming Architects Ltd  
The Dutch House  
307 - 308 High Holborn  
London WC1V 7LL  
T: 020 7430 2262  
F: 020 7430 2274  
E: mailbox@canawayfleming.com

Client Holborn Links Limited.

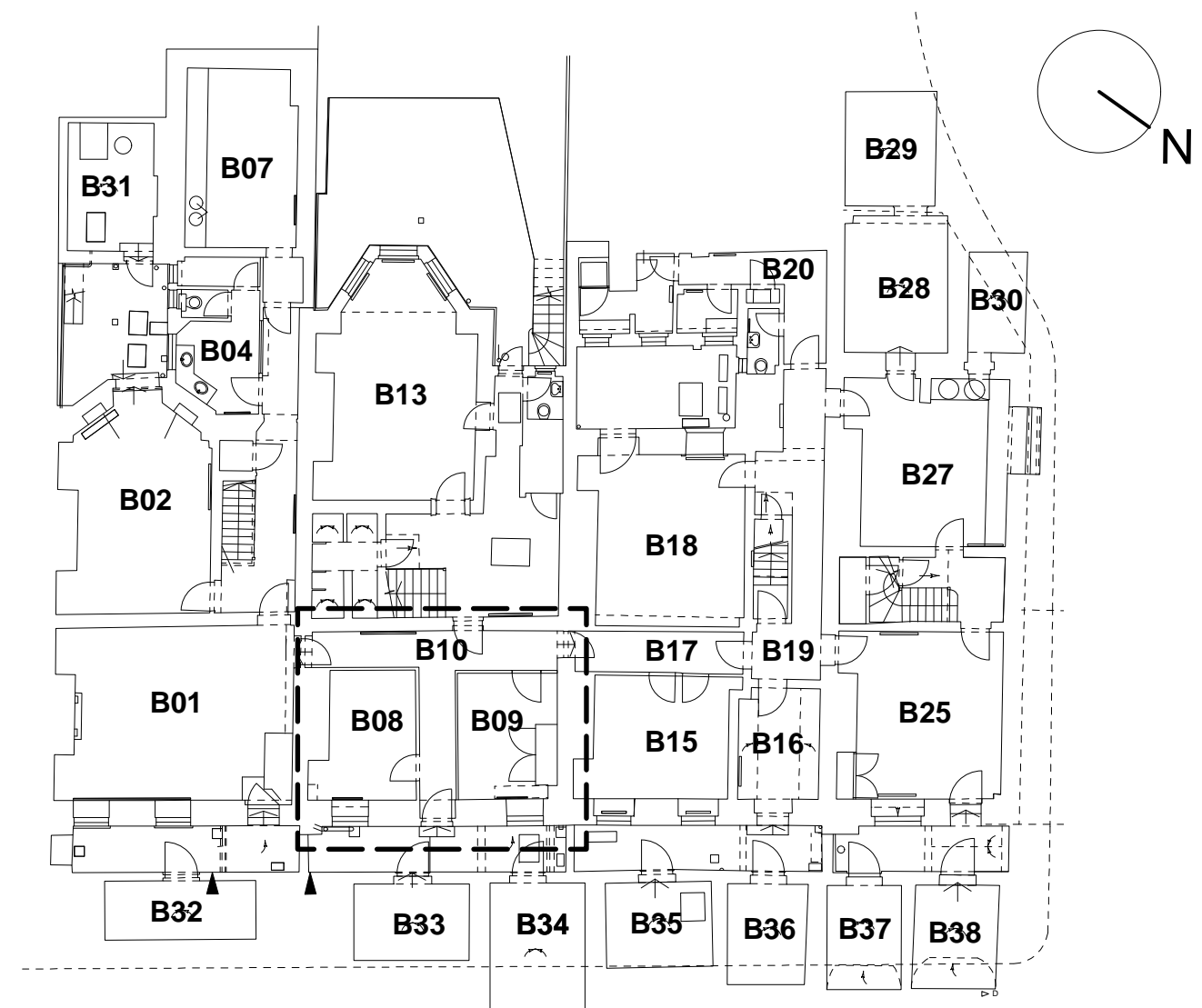
Project 16-19 Southampton Place, London.

Drawing Title Existing No.16-17SP Ground Floor Entrance, Sections C-C, D-D.

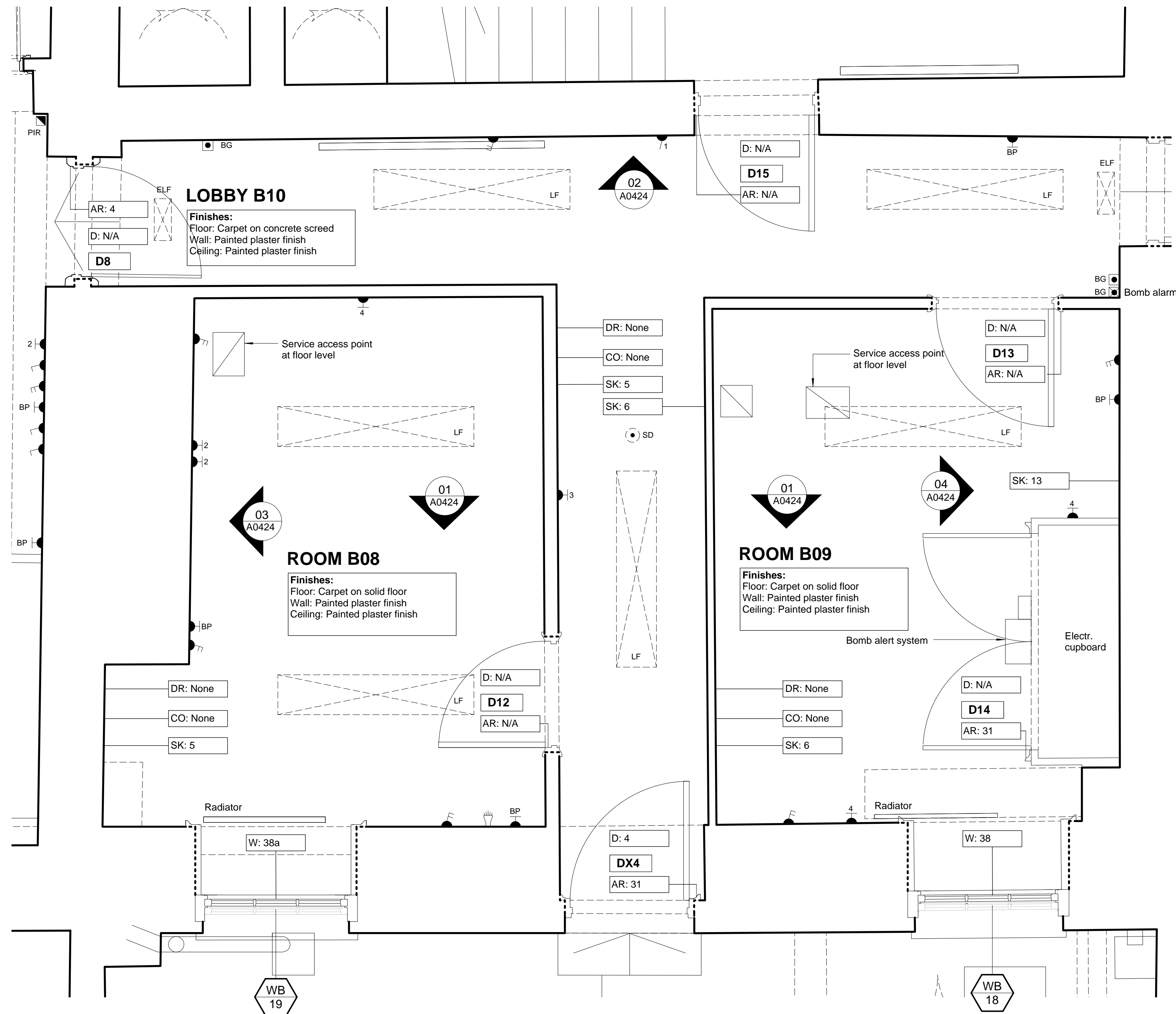
Date July 2011 Scale 1:20@A1
































Project	Origin	No.	Revision
064	A	0422	-
Status	Drawn	Checked	
Planning	ZS	MC	





BASEMENT FLOOR REFERENCE PLAN



- |   |  |
|---|--|
|  | Fused power supply                                 |
|  | Television/Cable outlet                            |
|  | Blank Plate socket                                 |
|  | Data/ telecoms socket                              |
|  | Switched power socket (double)                     |
|  | Switched power socket (single)                     |
|  | Light switch (gang)                                |
|  | Fire Alarm break glass                             |
|  | Wall Mounted optical fire detector                 |
|  | Wall Mounted optical fire reflector                |
|  | Smoke/Fire detector: ceiling mounted               |
|  | Fire alarm sounder (all types)                     |
|  | Emergency Light fitting                            |
|  | Ceiling Mounted Light fitting                      |
|  | Downlight fitting                                  |
|  | Ceiling Mounted Pendant Light fitting              |
|  | Wall Mounted Light fitting                         |
|  | Ceiling Mounted Light fitting                      |
|  | Wall Mounted PIR intruder alarm                    |
|  | Passive ventilation / air brick/ grille            |
|  | Ventilator inserted through glazing                |
|  | Water supply                                       |
|  | Cornice Type: (No.)                                |
|  | Dado Type: (No.)                                   |
|  | Skirting Type: (No.)                               |
|  | Architrave Type: (No.)                             |
|  | Door Reference: (No.)                              |
|  | Window Reference: (Level: No)                      |
|  | Denotes areas of fabric damaged by water ingress.  |
|  | Denotes areas of ceiling damaged by water ingress. |
|  | Denotes approximate location of cracks             |

Refer to drawing 064/A/0425 for architectural details (types)

### Revisions

CANAWAY FLEMING ARCHITECTS

Canaway Fleming Architects Ltd  
The Dutch House  
307 - 308 High Holborn  
London WC1V 7LL

T: 020 7430 2262  
F: 020 7430 2274  
E: [mailbox@canawayfleming.com](mailto:mailbox@canawayfleming.com)

Client **Holborn Links Limited.**

Project 16-19 Southampton Place, London.

Drawing Title      Existing No.17 SP Basement Floor,  
Room B08, B09, Lobby B10.

Date July 2011 Scale 1:20@A1

Project <b>064</b>	Origin <b>A</b>	No. <b>0423</b>	Revision <b>-</b>
Status <b>PLANNING</b>	Drawn <b>LH</b>		Checked <b>MC</b>

**Notes**  
Copyright remains the property of Canaway Fleming Architects and this drawing is not to be used for any purposes without the express permission of the Architect. No implied License is given for its use.

Do not scale from this drawing. All dimensions should be checked on site for accuracy.

## Planning

These drawings are for planning and listed building application only and must not be used for any other purpose without the express permission of Canaway Fleming Architects.  
These are not for detailed construction purposes.

### Structural Work

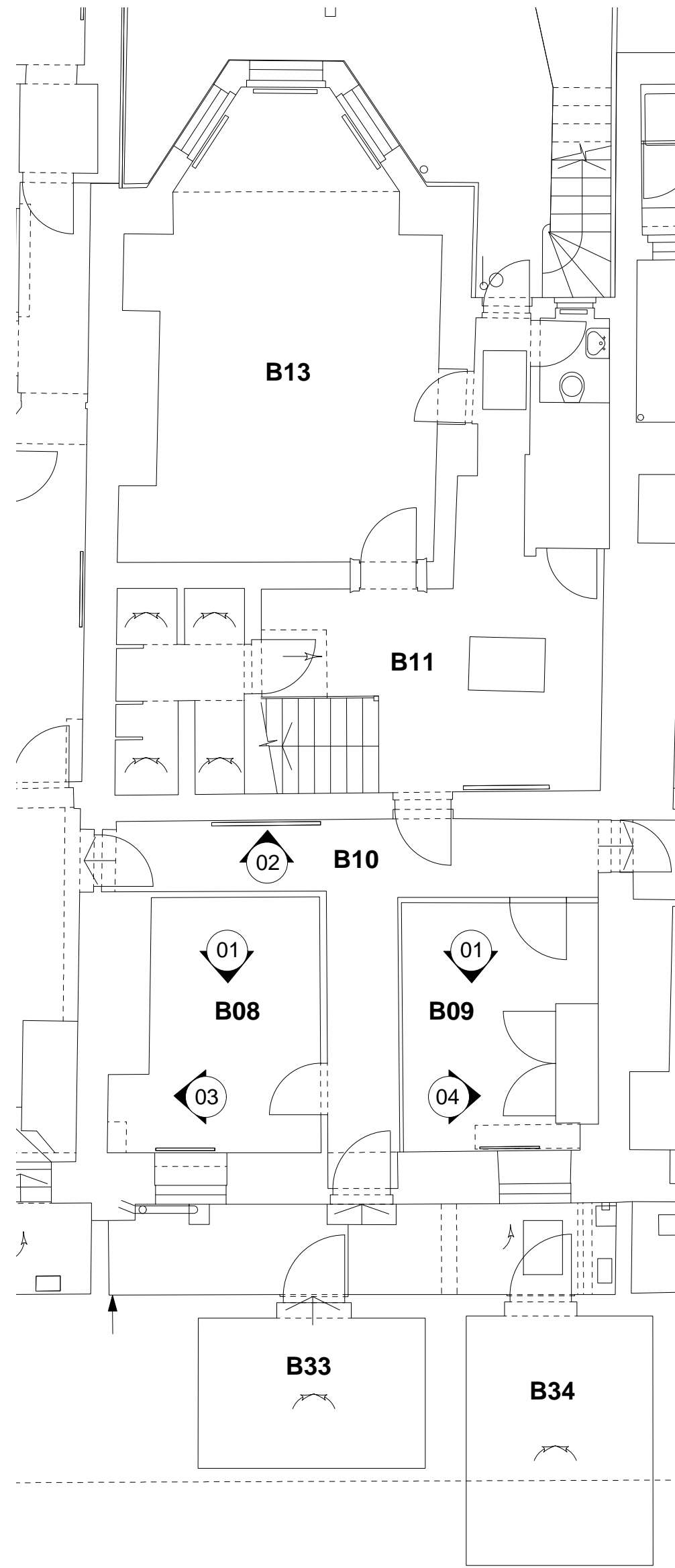
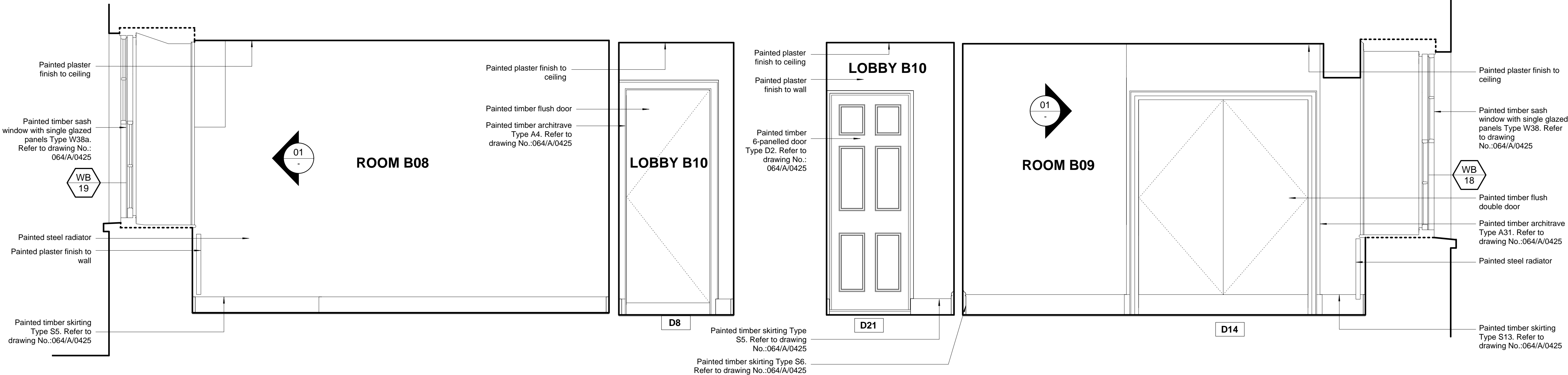
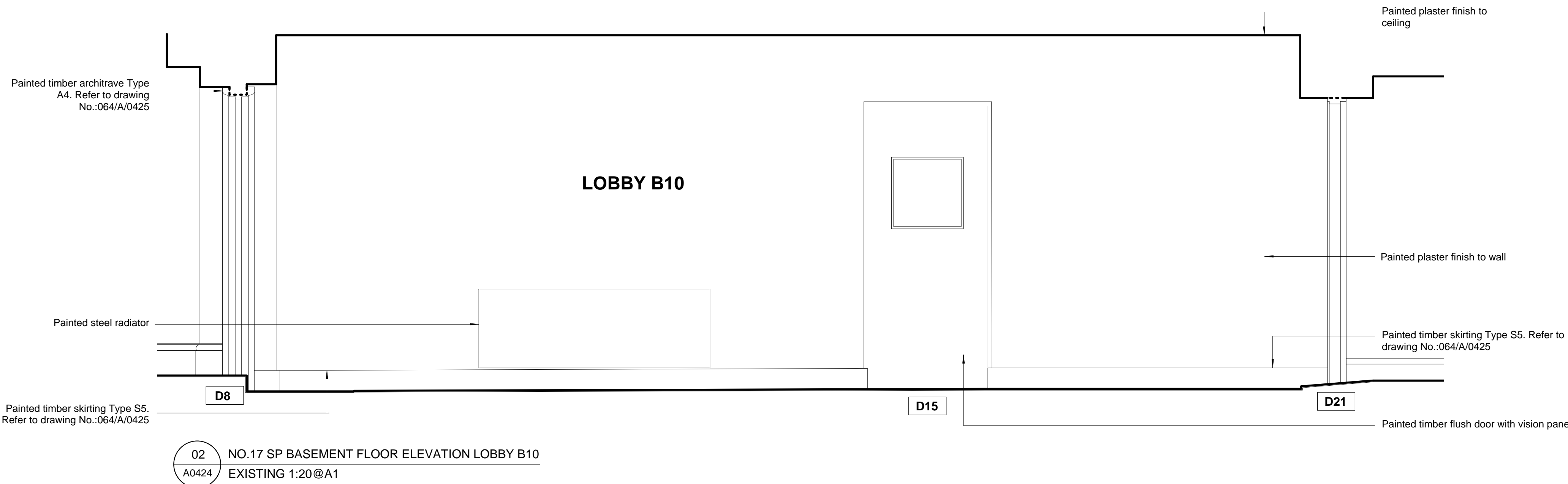
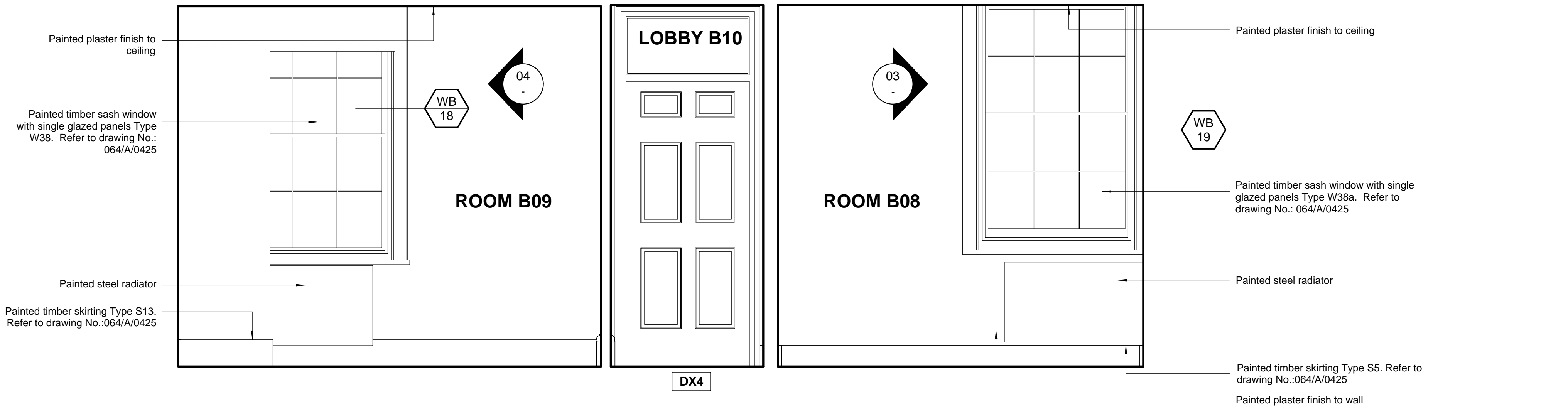
All indications as to structure are for graphic purposes only and must not be relied upon for accuracy in terms of size, detail or position. All structure and temporary propping to be confirmed by a suitably qualified structural engineer before beginning works.

### Mechanical & Engineering Work

All indications as to M&E items are for graphic purposes only and must not be relied upon for accuracy in terms of size, detail or position. All M&E items to be confirmed by a suitably qualified M&E engineer before beginning works.

### Survey Information

This survey has been carried out and drawn by Plowman Craven in October 2010.



**Notes**  
Copyright remains the property of Canaway Fleming Architects and this drawing is not to be used for any purposes without the express permission of the Architect. No implied License is given for its use.

Do not scale from this drawing. All dimensions should be checked on site for accuracy.

**Planning**  
These drawings are for planning application and must not be used for any other purpose without the express permission of Canaway Fleming Architects. These are not for detailed construction purposes.

**Structural Work**  
All indications as to structure are for graphic purposes only and must not be relied upon for accuracy in terms of size, detail or position. All structure and temporary propping to be confirmed by a suitably qualified structural engineer before beginning works.

**Mechanical & Engineering Work**  
All indications as to M&E items are for graphic purposes only and must not be relied upon for accuracy in terms of size, detail or position. All M&E items to be confirmed by a suitably qualified M&E engineer before beginning works.

**Survey Information**  
This survey has been carried out and drawn by Plowman Craven in October 2010.

KEY

- D1 Door Reference: (No)
- WB 1 Window Reference: (Level: No)
- Denotes areas of fabric damaged by water ingress.
- Denotes areas of ceiling damaged by water ingress.
- Denotes approximate location of cracks

Refer to drawing 064/A/0425 for architectural details (types)

Revisions

CANAWAY FLEMING ARCHITECTS

Canaway Fleming Architects Ltd  
The Dutch House  
307 - 308 High Holborn  
London WC1V 7LL  
T: 020 7430 2262  
F: 020 7430 2274  
E: mailbox@canawayfleming.com

Client Holborn Links Limited.

Project 16-19 Southampton Place, London.

Drawing Title Existing No.17 SP Basement Floor Wall Elevation Rooms B08, B09, Lobby B10

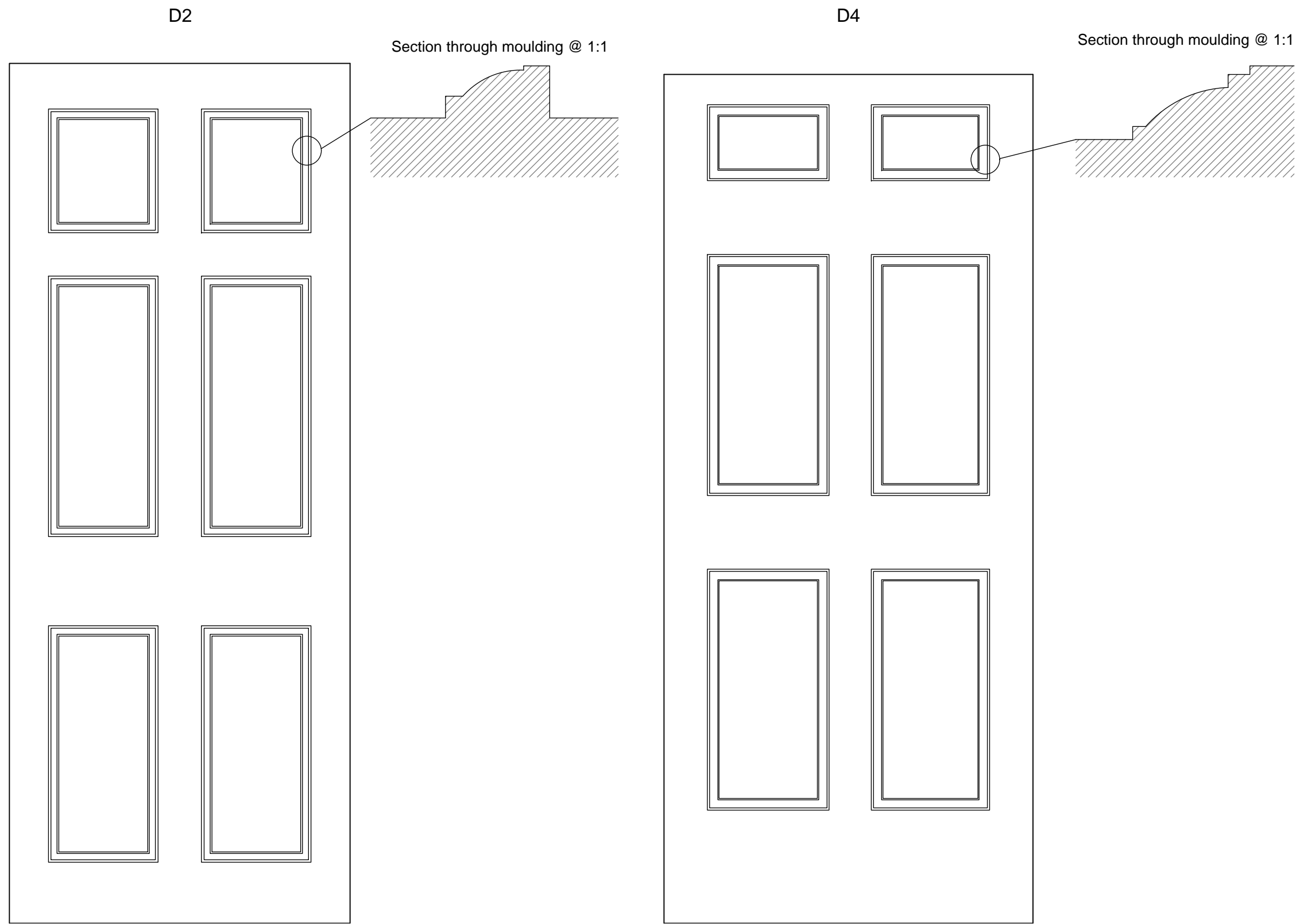
Date July 2011 Scale 1:20@A1

Project	Origin	No.	Revision
064	A	0424	-
Status	Drawn	Checked	
PLANNING	LH	MC	






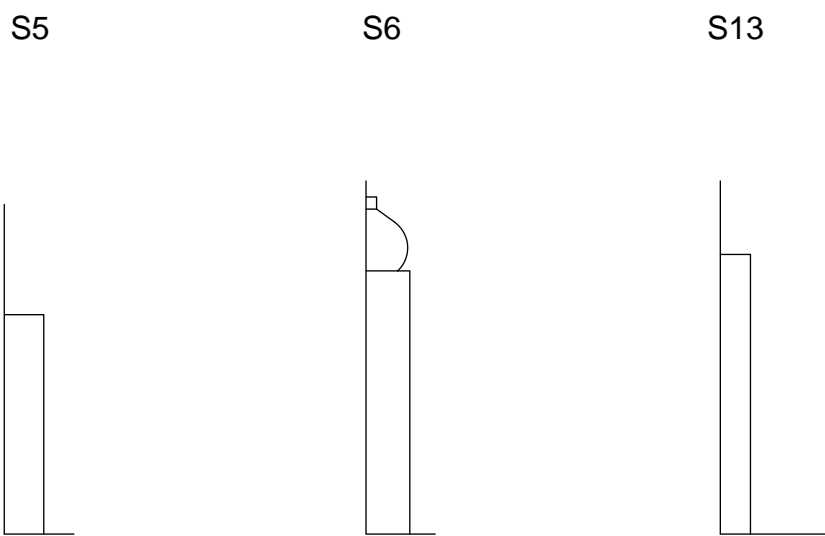
01 WINDOW TYPE DETAILS  
A0425 EXISTING 1:10@A1



02 DOOR TYPE DETAILS  
A0425 EXISTING 1:10/1:1@A1



Painted timber flush door (Sizes vary)



03 SKIRTING TYPE DETAILS  
A0425 EXISTING 1:5@A1



04 DOOR ARCHITRAVE TYPES  
A0425 EXISTING 1:2@A1

**Notes**  
Copyright remains the property of Canaway Fleming Architects and this drawing is not to be used for any purposes without the express permission of the Architect. No implied License is given for its use.

Do not scale from this drawing. All dimensions should be checked on site for accuracy.

**Planning**  
These drawings are for planning application and listed building application must not be used for any other purpose without the express permission of Canaway Fleming Architects.  
These are not for detailed construction purposes.

**Structural Work**  
All indications as to structure are for graphic purposes only and must not be relied upon for accuracy in terms of size, detail or position. All structure and temporary propping to be confirmed by a suitably qualified structural engineer before beginning works.

**Survey Information**  
This survey has been carried out and drawn by Plowman Craven in October 2010.

Revisions

CANAWAY FLEMING ARCHITECTS

Canaway Fleming Architects Ltd  
The Dutch House  
307 - 308 High Holborn  
London WC1V 7LL  
T: 020 7430 2262  
F: 020 7430 2274  
E: mailbox@canawayfleming.com

Client Holborn Links Limited.

Project 16-19 Southampton Place, London.

Drawing Title Existing Architectural Details

Date July 2011 Scale 1:10/1:5/1:2/1:1@A1  
1:20/1:10/1:4/1:2@A3

Project	Origin	No.	Revision
064	A	0425	-
Status	Drawn	Checked	
PLANNING	ZS	MC	