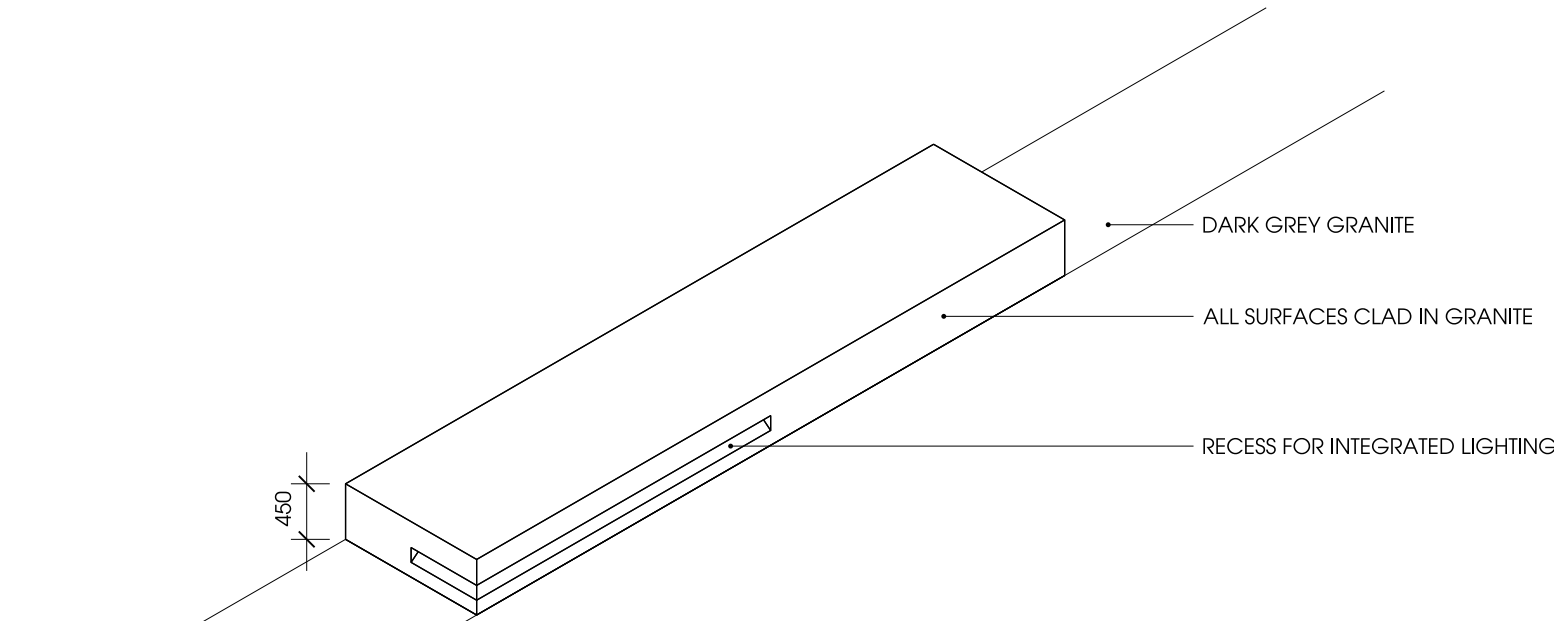
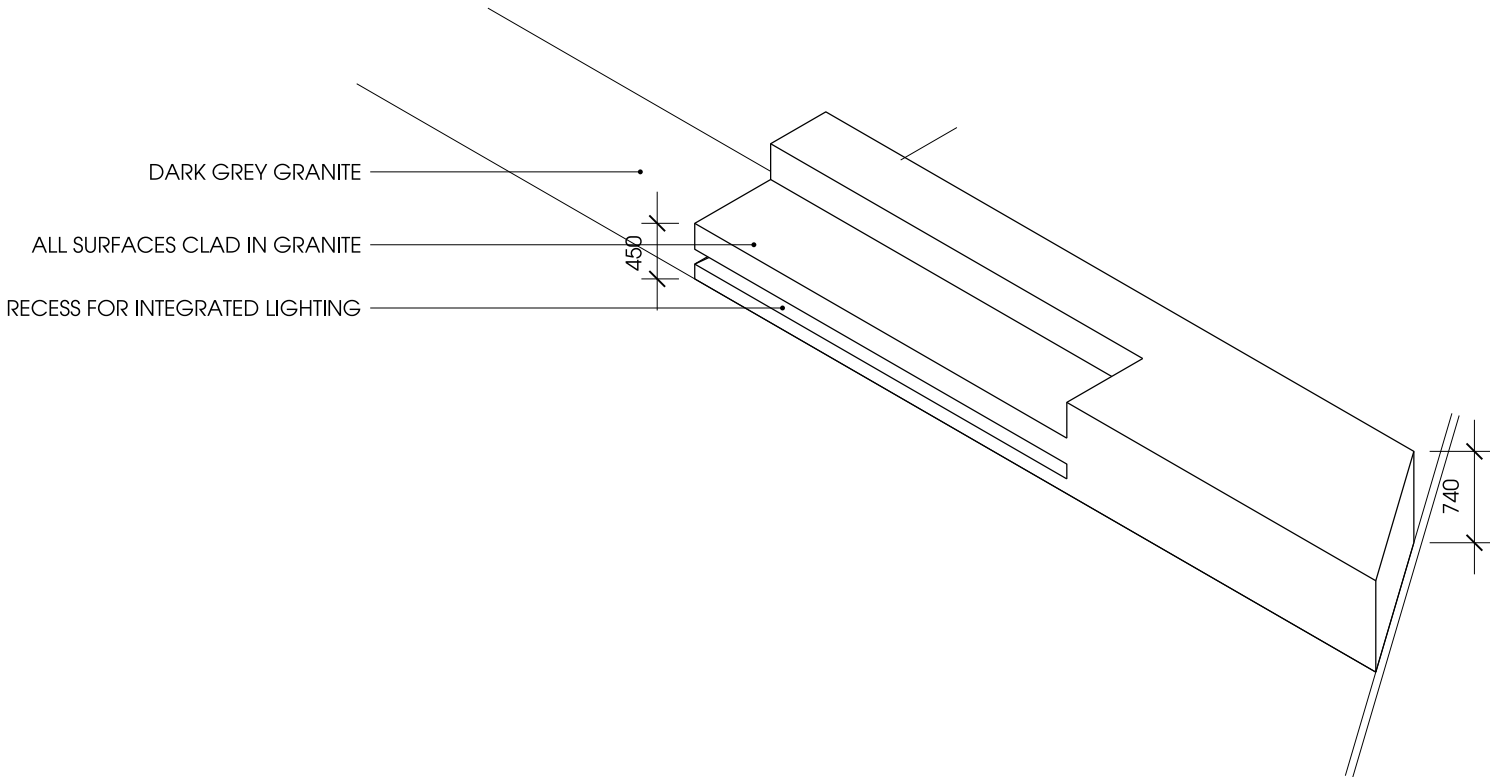


1 | GROUND FLOOR PLAN
0061 | Refer to Drawing CAP-0001



2 | BENCH TYPE 2
0061 | Refer to Drawing 0061



3 | BENCH TYPE 3 (SECURITY)
0061 | Refer to Drawing 0061

Notes


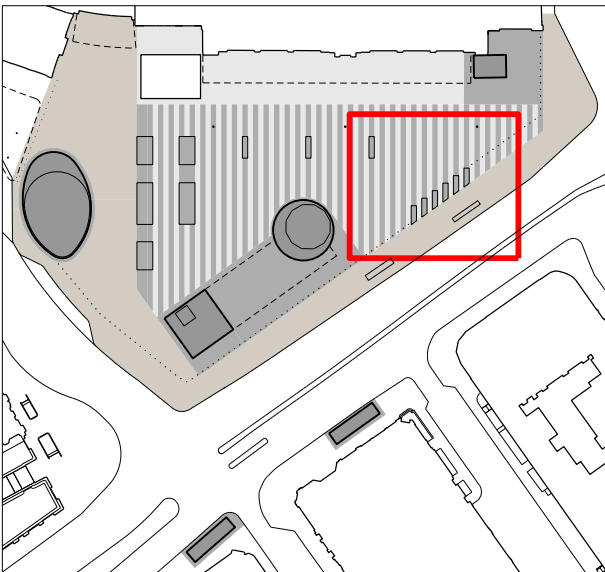
Contractor to check all dimensions on site. Do not scale from this drawing. Stanton Williams to be advised of any variation between the drawings and site conditions.

Drawings are based on survey data and may not accurately represent what is physically present

All levels are in meters above tunnel datum (ATD), Tunnel Datum (TD) = Ordnance Datum Newlyn (ODN) + 100m

© Stanton Williams.
All rights described in Chapter IV of the Copyright, Designers and Patents Act 1998 have been asserted.

To be read in conjunction with the specification and all relevant drawings.



KEY

- EXISTING STRUCTURE
- DARK GREY GRANITE
- LIGHT GREY GRANITE
- YORK STONE

MATERIAL KEY

- BEG BLAST ENHANCED GLAZING
- CGS CURVED GRANITE SKIRTING
- CGC CURVED GRANITE CLADDING
- GC GRANITE CLADDING
- GF GRANITE FINS (APPROX 50% FREE AREA)
- MC METAL COPING
- MD METAL DOORS
- MG METAL GRILLE
- PMD PERFORATE METAL DOORS
- MM METAL MESH (70-80% FREE AREA)
- MP METAL PANEL
- RS RENDERED SOFFIT
- HVB HOSTILE VEHICLE BARRIERS

Issue	Date	By	Chkd	Appd
02	09.09.11	HC	TS	SH
01	29.07.11	HC	TS	SH

ISSUED FOR PLANNING/GRIP STAGE 4

Client
Cubitt House
1 Battle Bridge Road
London N1C 4AH
Phone +44 (0)20 7147 6011
Email
KingCrossRedevelopmentProjectDocumentControl@networkrail.co.uk



Stanton Williams
36 Graham Street
London N1 8GJ
Phone +44 (0)20 7880 6400
Email 420@stantonwilliams.com
www.stantonwilliams.com

STANTON
WILLIAMS

Job Title

King's Cross Station
Redevelopment Programme
Package 7

Drawing Title

Proposed Benches - Type 2 & 3
Plan and Typical Detail

ARC-DWG-SWA-SSQ-CBSA-CAP-0061

Scale at A1 1:100

Document Reference No

Drawing Status

DRAFT

SWA Job No	Drawing No	Rev.
420	SSQ-CAP-0061	02