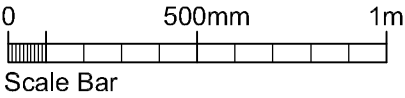

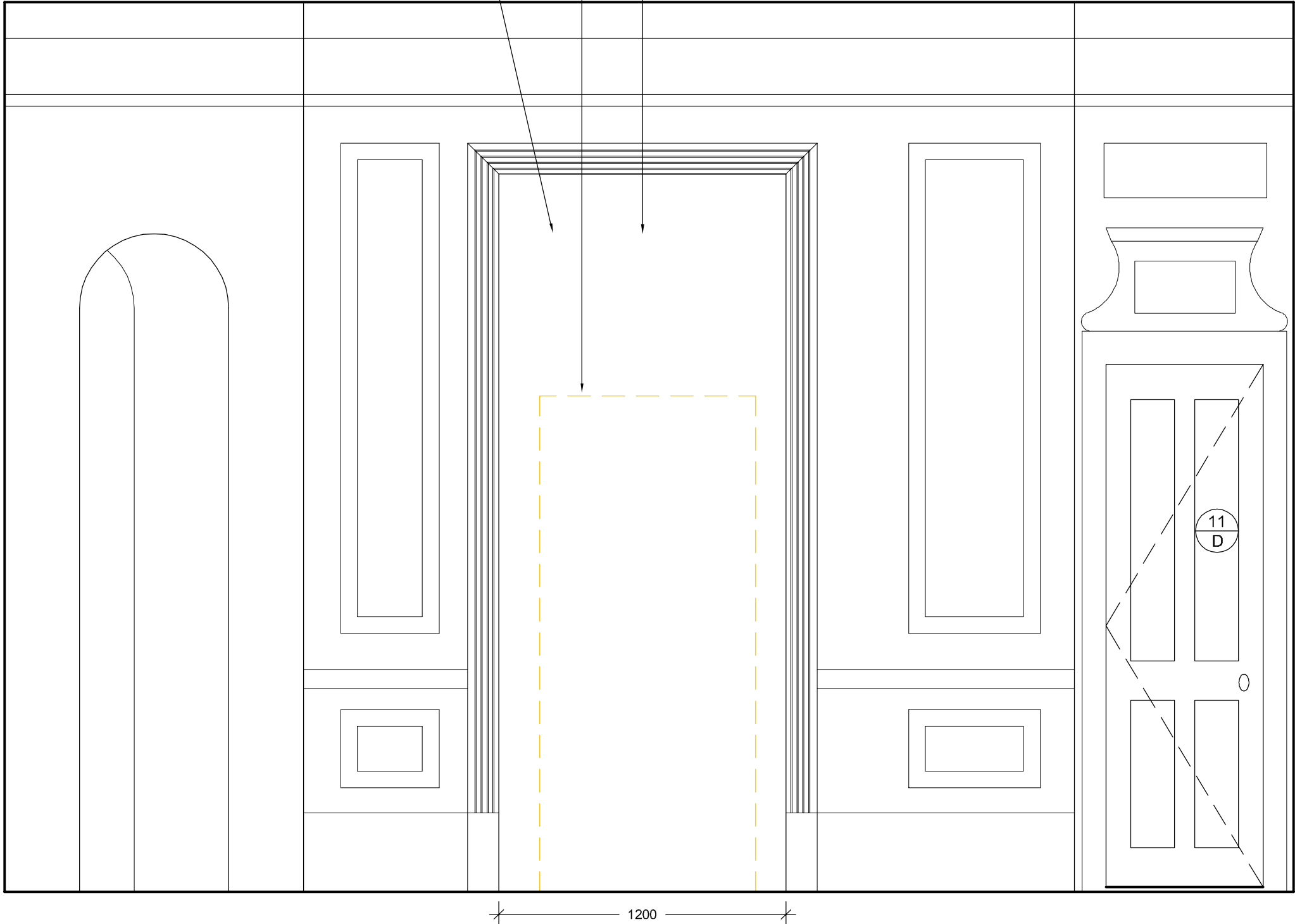


position of opening determined by
new opening in opposite wall,
through to Living Room

outline of existing doorway

existing door opening through into Living
Room, opening increased to allow natural
light into the rear of the Living Room, new
architraves around opening to line through
with tops of existing molding and to match
existing architraves in profile and design



C5 PROPOSED INTERNAL ELEVATION - KITCHEN

Notes:

PLANNING

Do not scale from this drawing. All dimensions and conditions are to be checked on site prior to preparing drawings or commencing any work. All dimensions are shown in millimeters unless otherwise stated. Any discrepancies to be reported to the Architect / Contract Administrator immediately.
© This drawing and design is the property of STEED ARCHITECTURE and protected by the Copyright, Designs and Patents Act 1988.

Revision	Detail

Date	Drawn	Checked

Revision	Detail
A	Door opening amended, detail added
B	Issued for Planning & Listed Building Applications.

Date	Drawn	Checked
06.09.11	EJS	•
18.09.11	EJS	•

Job Title: 4 LYNDHURST GARDENS		Client: MR. & MRS MOSS	
Drawing Title: PROPOSED INTERNAL ELEVATION C5 BEDROOM 2	Scale: 1:20@A3	Drawn By: EJS	Date: 01.07.11
	Job Number: P054	Drawing Number: P054-213	Rev: B