

LEGEND






GENERAL NOTES:

DO NOT SCALE FROM THIS DRAWING

ALL DIMENSIONS TO BE CHECKED ON SITE PRIOR TO CONSTRUCTION.

ALL LANDSCAPING INDICATIVE ONLY AND SUBJECT TO FULL DETAILED DESIGN

LEGEND:

-  DENOTES EXISTING STRUCTURE RETAINED
-  DENOTES EXISTING STRUCTURE REMOVED
-  DENOTES NEW STRUCTURE
-  DENOTES NEW STEEL BEAM OVERHEAD
-  DENOTES OUTLINE OF STRUCTURE OVERHEAD



NEW STANDING SEAM
ZINC ROOF
CONSTRUCTION BY
SPECIALIST
MANUFACTURER

DARK GREY POWDER COATED
ALUMINIUM EXTERNAL
SINGLE DOOR

DARK GREY POWDER COATED
ALUMINIUM SLIDING FOLDING
DOORS

OUTLINE OF EXISTING
REAR EXTENSION

EXTERNAL WALL BRICK
WORK FINISH

REV	DATE	DESCRIPTION
D	03.10.2011	Various alterations following comments from Case Officer 03.10.2011
C	14.07.2011	Alterations to rear fenestration
B	20.06.2011	Annotation added
A	17.06.2011	Amendments following client comments 15.06.2011

DRAWING ISSUE
Preliminary
CLIENT

GRESFORD ARCHITECTS

Unit C1
3 Broadbury St
London
N16 8JN
t: +44 (0) 20 7249 1855
e: info@gresfordarchitects.co.uk
t: +44 (0) 7812 9470

PROJECT TITLE
**No. 119 Canfield Gardens
London
NW6 3DY**

DRAWING TITLE
Proposed Rear Elevation

SCALE	DRAWN
1:50 @ A3	JMA
DATE	CHECKED
June 2011	-
DWG NO.	REVISION
478_121	D

PROPOSED REAR ELEVATION
SCALE 1 : 50
0.0 0.5 1.0 1.5 2.0 2.5m