



**STARBUCKS
COFFEE COMPANY**
2401 UTAH AVENUE SOUTH
SEATTLE, WASHINGTON 98134
(206) 318-1575

THESE PLANS AND SPECIFICATIONS, AS WELL AS STARBUCKS' TRADE AND LOGO, TRADEMARKS AND DESIGN ARE THE EXCLUSIVE PROPERTY OF STARBUCKS CORPORATION. ANY REPRODUCTION, MODIFICATION, MISUSE AND/OR USE OF THESE MATERIALS FOR ANY PORTION OF THIS PROJECT WITHOUT STARBUCKS' PRIOR WRITTEN CONSENT IS STRICTLY PROHIBITED.

THIS DRAWING HAS BEEN REVIEWED AND WHERE REQUIRED, APPROVED BY EYELINE DESIGN LIMITED TO COMPLY WITH THE CURRENT CON REGULATIONS (CONSTRUCTION DESIGN & MANAGEMENT) IS EYELINE DESIGN LIMITED AND EMPLOYED BY STARBUCKS COFFEE COMPANY UK AS COMPLETED UNDER THE AGREEMENT AS REQUIRED IN THE ABOVE MENTIONED SPECIFICATIONS.

THIS DRAWING HAS ALSO BEEN REVIEWED AND WHERE REQUIRED, APPROVED, TO COMPLY WITH BUILDING REGULATIONS PART 4 TO PART 7.

EYELINE DESIGN LIMITED, SUITE 204, 141 WEST STREET, HANWELL, NORTH WORMWICK, UK, B92 8BA
T: 0044(0)1824 822764 F: 0044(0)1824 822764

REGISTERED IN ENGLAND NO 04184828
REGISTERED OFFICE, CHAFFINHOKE, 3 WICKHAMFIELD ROAD, WESTON 8 MARC, W13 8DTA, ENGLAND

REV	DATE	PD	DESCRIPTION
1	25.6.2010	SA	FURNITURE EXTERIOR LIGHTING DETAILS

PROJECT: **NEW OXFORD STREET**
112-116 NEW OXFORD STREET
LONDON
COUNTRY: ENGLAND

STORE #: 12164
PROJECT #: 08163-002
CONCEPT: EB LH ARTISAN
ISSUE DATE: 10 JUNE 2010
DM: KENNA GIUZZO
PD: SARAH ALLEN
CHECKED: KENNA GIUZZO

SHEET TITLE
**EXISTING + PROPOSED
FLOOR PLAN**

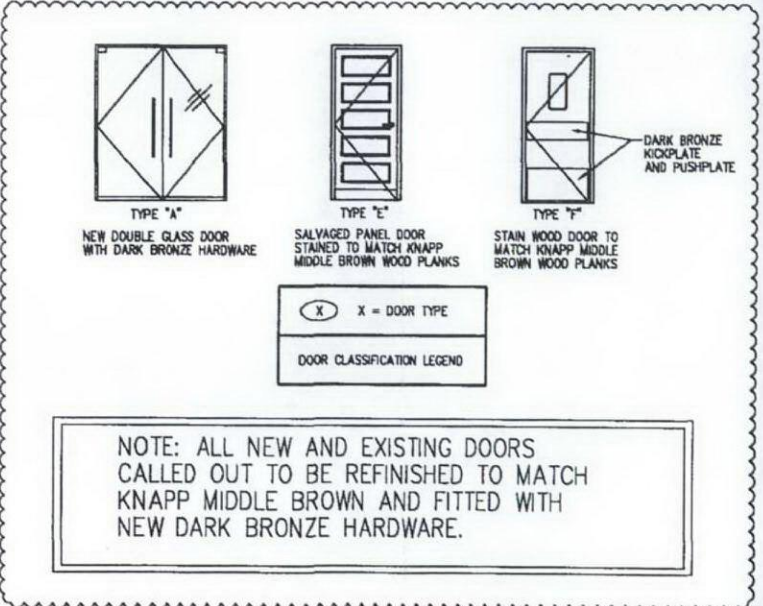
1:100 @ A3

SHEET NUMBER
A3.1

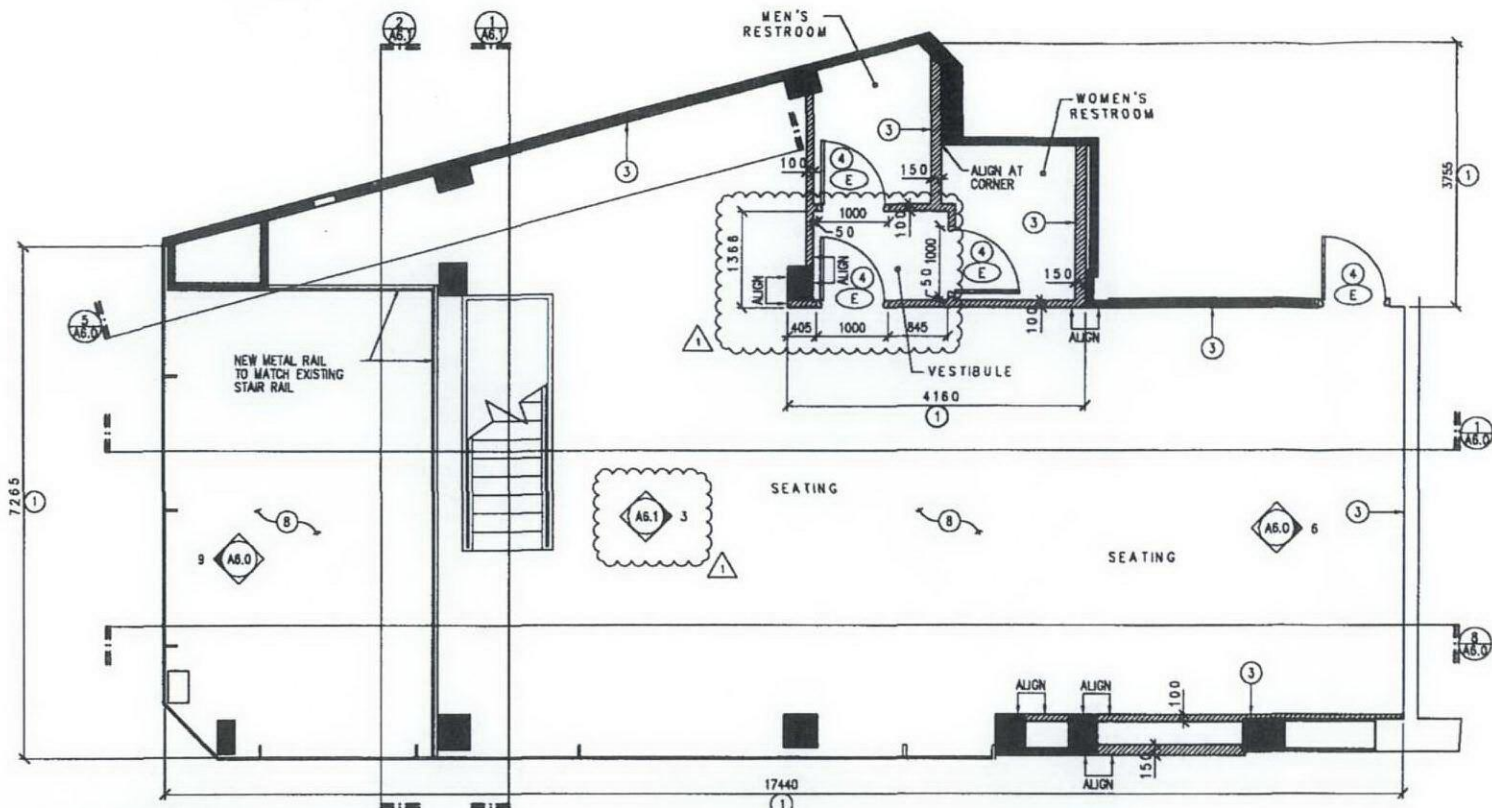
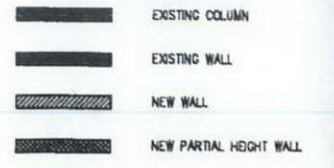
NOTES:

- GENERAL CONTRACTOR TO VERIFY ALL DIMENSIONS AND NOTIFY STARBUCKS CONSTRUCTION MANAGER OF ANY DISCREPANCIES PRIOR TO CONSTRUCTION. ALL DIMENSIONS TO BE TAKEN FROM DESIGNATED DATUM POINT.
- IF EXISTING EXTERIOR ENTRANCE THRESHOLD EXCEEDS REQUIRED MAXIMUM HEIGHT, REMOVE AND REPLACE WITH ACCESSIBLE THRESHOLD. RAISED THRESHOLDS AND FLOOR LEVEL CHANGES AT ACCESSIBLE DOORWAYS TO BE BEVELED WITH A SLOPE NO GREATER THAN 1:12.
- GENERAL CONTRACTOR TO PROVIDE FIRE TREATED WOOD STUD BLOCKING, OR EQUIVALENT TO SUPPORT ANY WALL ATTACHMENT AND/OR SIGNAGE.
- ALL DOORS TO PROVIDE 900mm MIN CLEAR OPENING WHEN OPENED TO 90 DEGREE POSITION UNLESS OTHERWISE NOTED.
- NEW STOREFRONT WINDOW SYSTEM AND EXTERIOR DOORS.
- NOT USED
- VERIFY ALL EXISTING DOORS, HARDWARE AND FRAMES MEET STARBUCKS AND/OR CODE REQUIREMENTS.
- SEE A5.0 FOR REFLECTED CEILING PLAN.
- PLUMBING AND ELECTRICAL STUB-UPS. REFER TO PLUMBING PLAN & SCHEDULES AND ELECTRICAL PLAN & SCHEDULES FOR NOTES AND LOCATIONS.

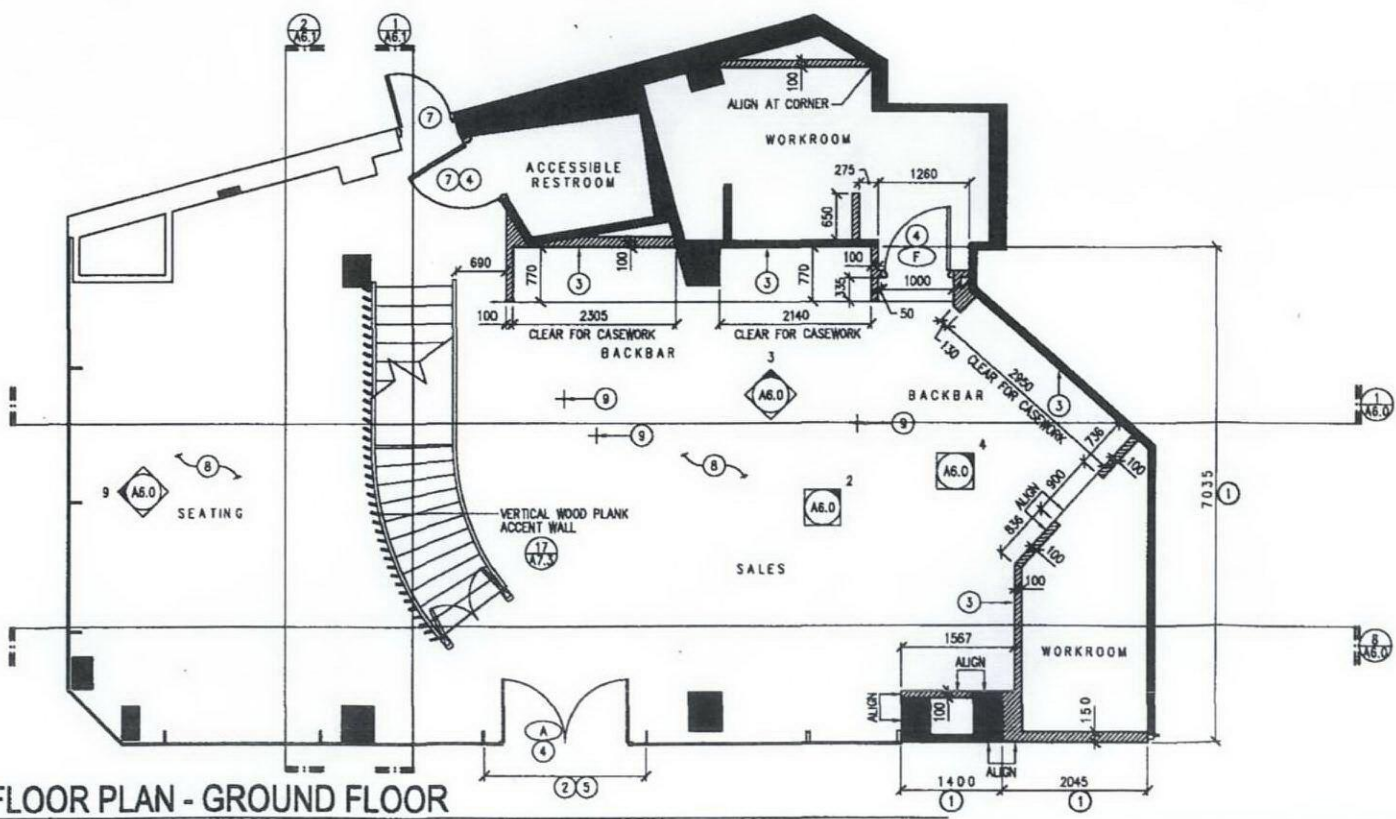
DOOR TYPES:



WALL LEGEND:



FLOOR PLAN - FIRST FLOOR



FLOOR PLAN - GROUND FLOOR

