




General notes:

This drawing is copyright of KSR architects. The drawings must be read in conjunction with specifications and all other relevant documentation and drawings. KSR Architects accept no liability for any expense, loss or damage of whatsoever nature and however arising from any variation made to this drawing or in the execution of the work to which it relates which has not been referred to them and their approval obtained. All technical compliance and statutory approvals to be obtained by a directly appointed Russian architect. Check all dimensions on site prior to carrying out any works.

Notes/Legends

 PROPOSED NEW ELEMENTS

 EXISTING ELEMENTS RETAINED / IMPROVED

 EXISTING ELEMENTS TO BE DEMOLISHED

KEY MAP

11.10.11 SHY RS
31.08.11 SHY RS

P2 PLANNING APPLICATION
P1 PLANNING APPLICATION

Drawn By: SHY
Checked By: RS

© KSR architects

PLANNING

Key Plan

KSR architects
14 Greenlane Street
London
NW1 0ND

t: +44 (0)20 7692 5000
f: +44 (0)20 7692 5050
www.ksr-architects.com

Project:
30 Ellerdale Road
London NW3 6BB

1/100
PROPOSED SECTIONS

Dates: Aug 2011 Drawn By: SHY Checked By: RS

Scales: 1:50 @A1 / 1:100 @A3

Project Path: ELL Drawing No: ELL-010 Revision: P2