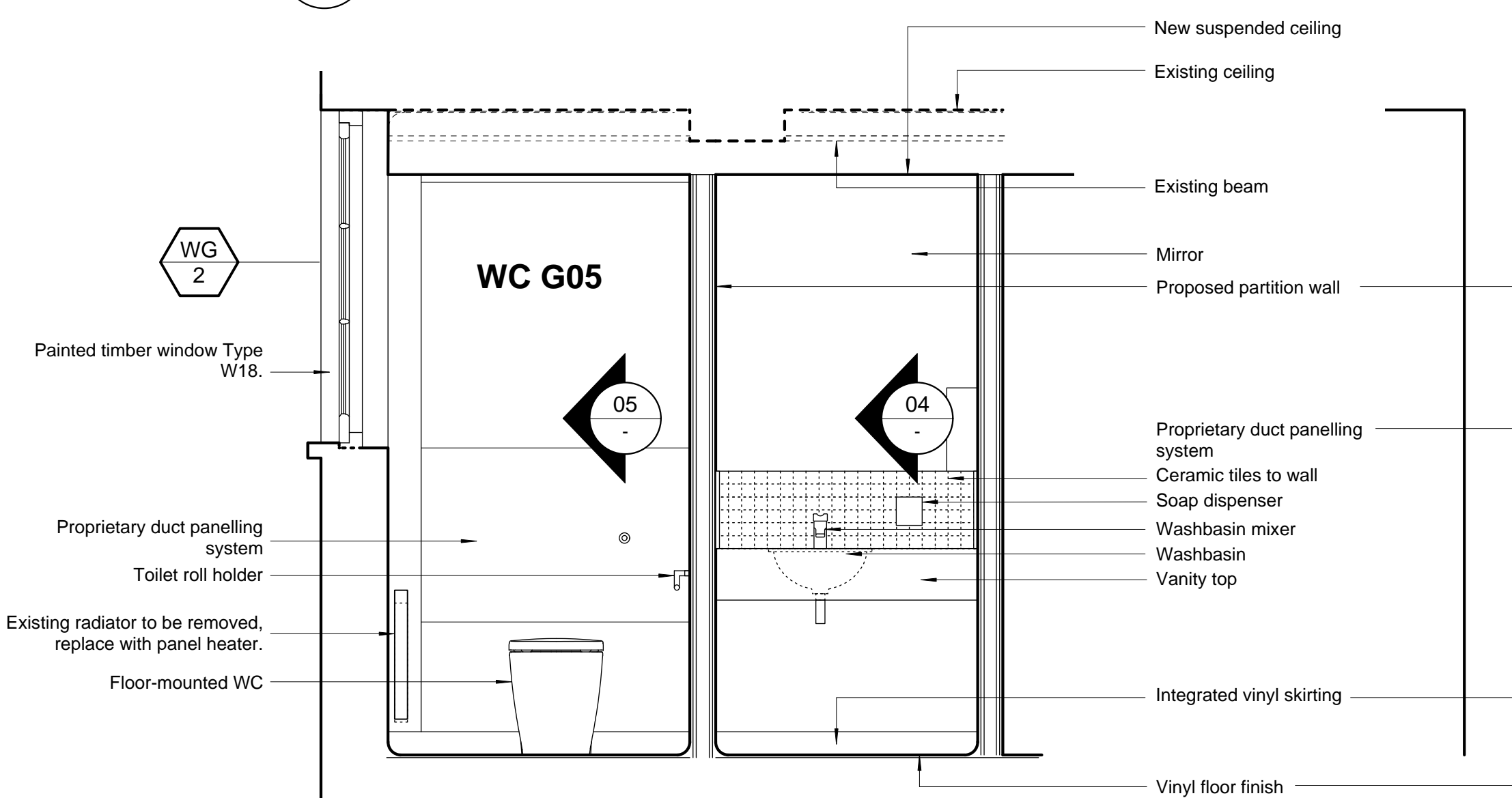
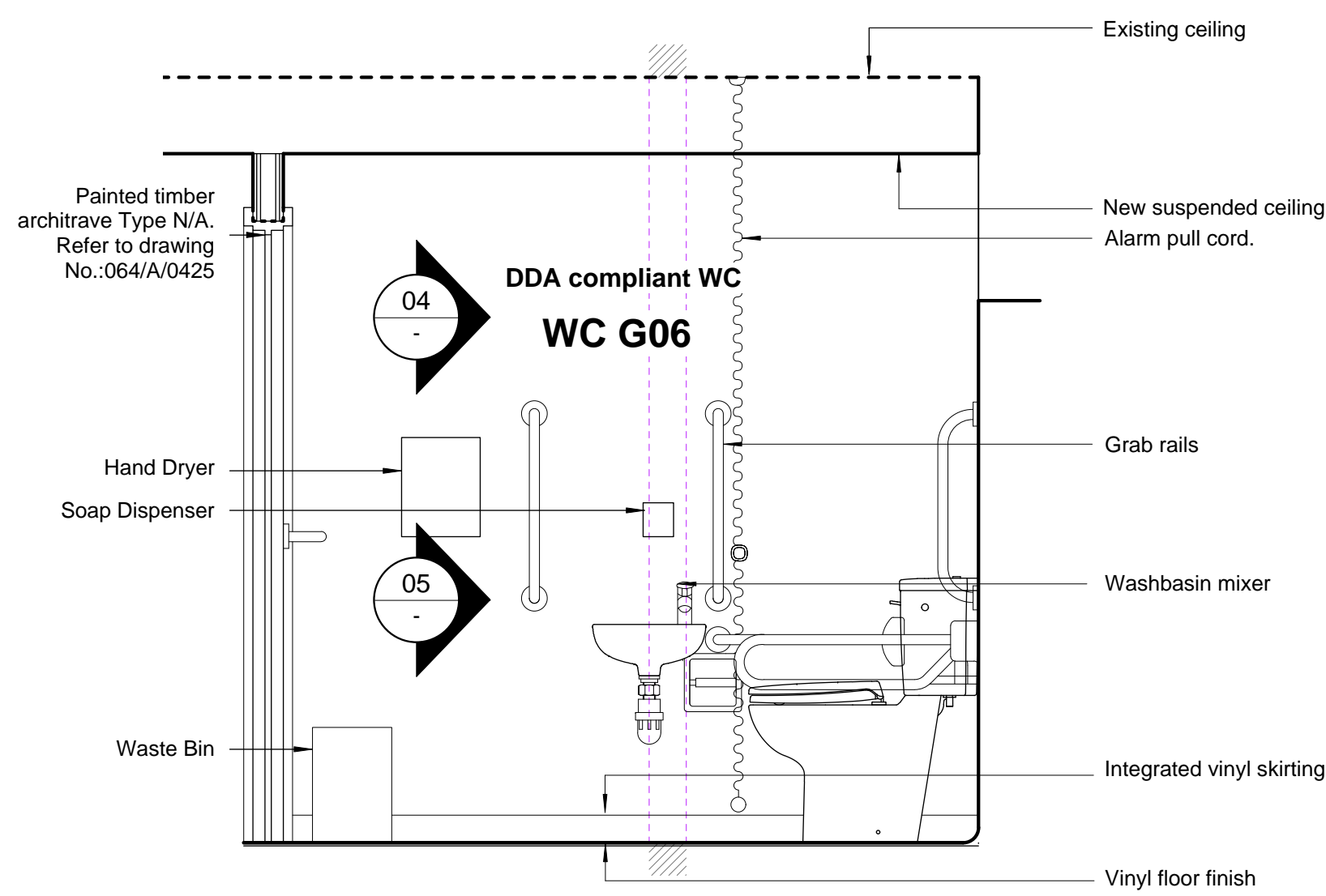


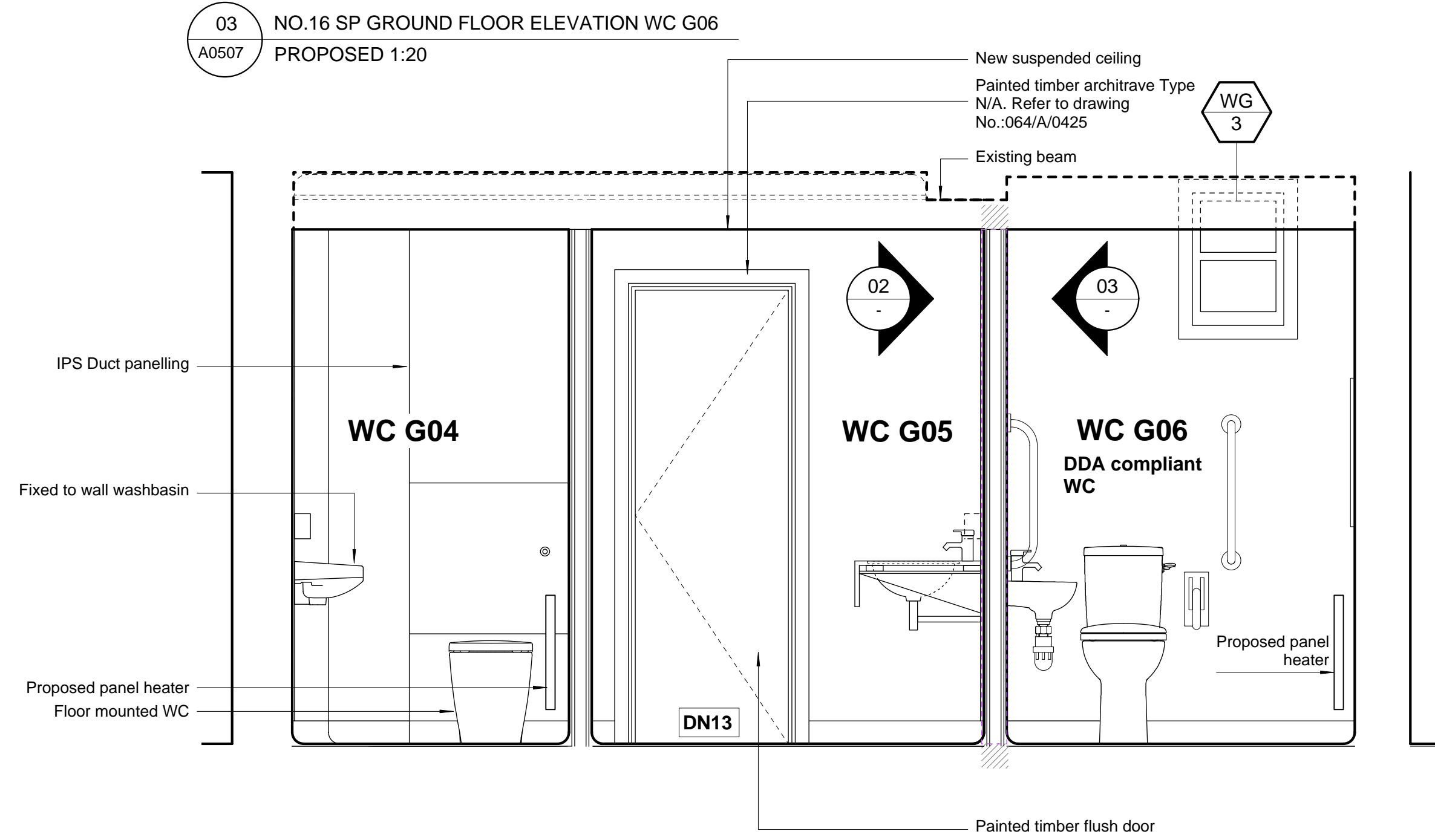
01 NO.16 SP GROUND FLOOR PLAN WC G04, G05, G06
A0507 PROPOSED 1:20



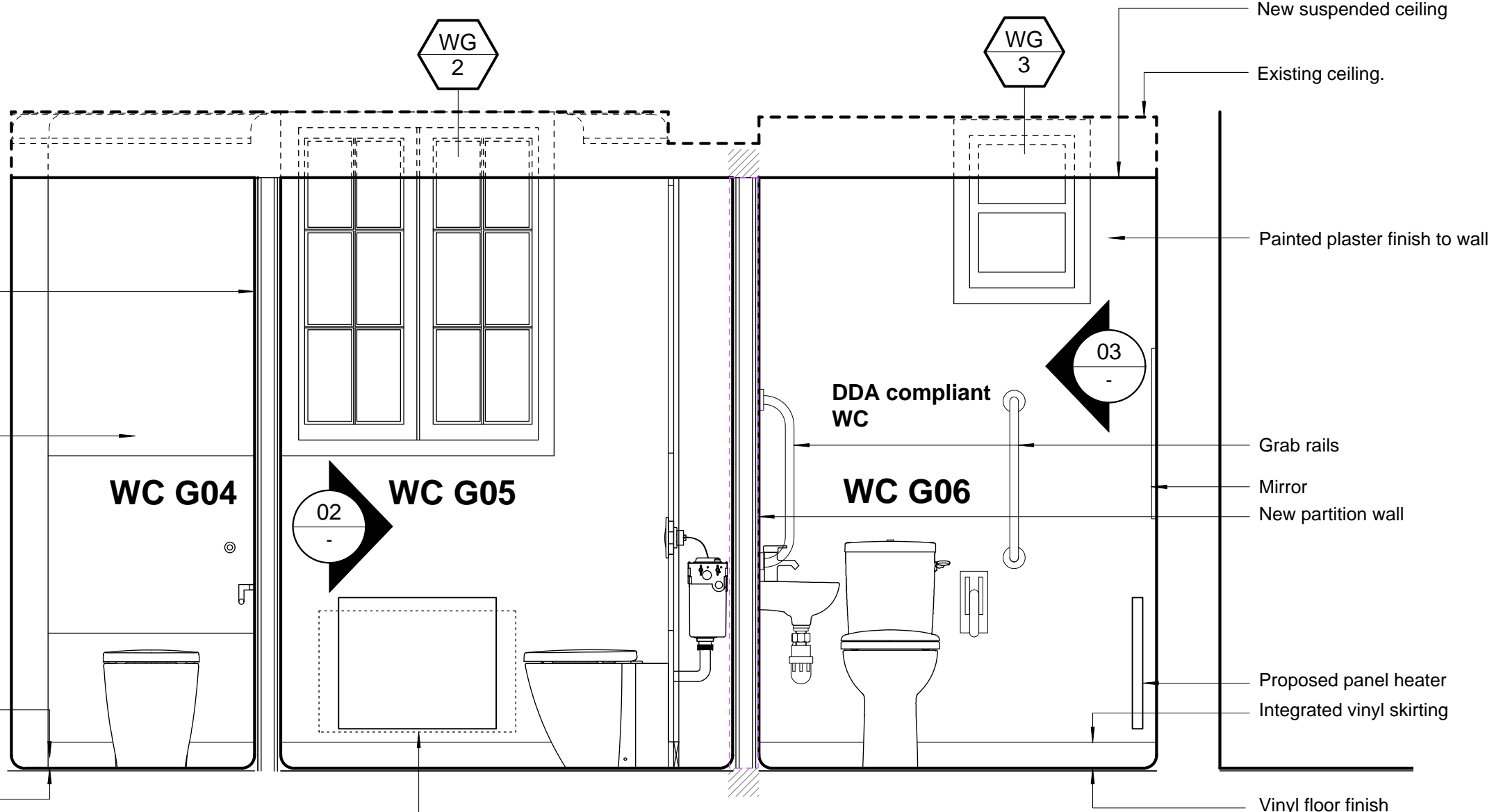
02 NO.16 SP GROUND FLOOR ELEVATION WC G05
A0507 PROPOSED 1:20



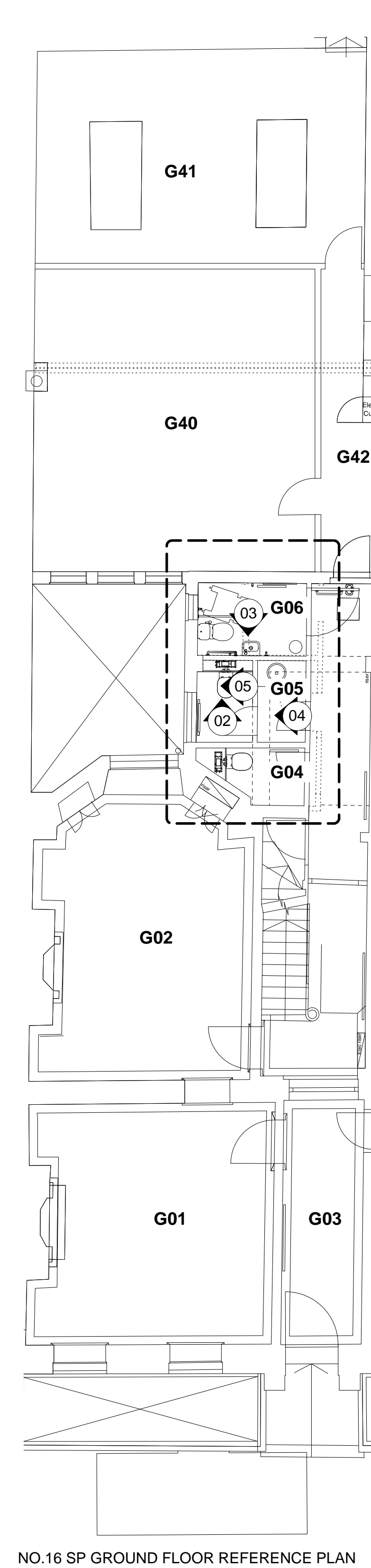
03 NO.16 SP GROUND FLOOR ELEVATION WC G06
A0507 PROPOSED 1:20



04 NO.16 SP GROUND FLOOR ELEVATION WC G04, G05, G06
A0507 PROPOSED 1:20



05 NO.16 SP GROUND FLOOR ELEVATION WC G04, G05, G06
A0507 PROPOSED 1:20



NO.16 SP GROUND FLOOR REFERENCE PLAN

Notes
Copyright remains the property of Canaway Fleming Architects and this drawing is not to be used for any purposes without the express permission of the Architect. No implied License is given for its use.

Do not scale from this drawing. All dimensions should be checked on site for accuracy.

Planning
These drawings are for planning application and must not be used for any other purpose without the express permission of Canaway Fleming Architects. These are not for detailed construction purposes.

Structural Work
All indications as to structure are for graphic purposes only and must not be relied upon for accuracy in terms of size, detail or position. All structure and temporary propping to be confirmed by a suitably qualified structural engineer before beginning works.

Mechanical & Engineering Work
All indications as to M&E items are for graphic purposes only and must not be relied upon for accuracy in terms of size, detail or position. All M&E items to be confirmed by a suitably qualified M&E engineer before beginning works.

Survey Information
This survey has been carried out and drawn by Plowman Craven in October 2010.

KEY

CO: None	Cornice Type: (No.)
DR: None	Dado Type: (No.)
SK: 000	Skirting Type: (No.)
AR: 000	Architrave Type: (No.)
D1	Door Reference: (No)
DN1	New/Replacement Door Reference: (No)
WB 1	Window Reference: (Level: No)
WB N1	New/Replacement Window Reference: (Level: No)
-----	Removal of existing elements as currently approved (application ref.: 2011/1073/P, 2011/1075/L)

Refer to drawing 064/A/0425 for architectural details (types)

Revisions

CANAWAY FLEMING ARCHITECTS

Canaway Fleming Architects Ltd
The Dutch House
307 - 308 High Holborn
London WC1V 7LL
T: 020 7430 2262
F: 020 7430 2274
E: mailbox@canawayfleming.com

Client Holborn Links Limited.

Project 16-19 Southampton Place

Drawing Title No.16 SP Proposed WC G04, G05, G06 Details

Date July 2011 Scale 1:20@A1

Project	Origin	No.	Revision
064	A	0507	-
Status	Drawn	Checked	
PLANNING	ZS	MC	