




1. View toward Heath Passage from North End



2. View toward Heath Passage from Sandy Road



4 Heath Passage, NW3 - Photographs as existing

272\_100 / -



3. View into Heath Passage



4. View of entrance to 4 Heath Passage



5. View of entrance to Heath Studio

Dotted line denotes  
location of party wall to  
No.4 Heath Passage &  
No.5 Heath Studio



6. View along Heath Passage from North (nb: photo taken prior to construction of No.6 Heath Passage)

4 Heath Passage, NW3 - Photographs as existing

272\_101 / -




Nos. 3 & 4 North  
End

Bathroom window  
at first floor level

Kitchen window at ground floor level  
(upper section visible only)

7. View toward Nos. 3 & 4 North End



8. View along access route to rear of No.4



3. View toward No.4 Heath Passage as existing




New front  
wall

4. View toward No.4 Heath Passage as proposed



1. View toward No.4 Heath Passage from North End Way as existing



New front wall

2. View toward No.4 Heath Passage from North End Way as proposed