

A1 A B C D E F G H I J K L M N

1

2

3

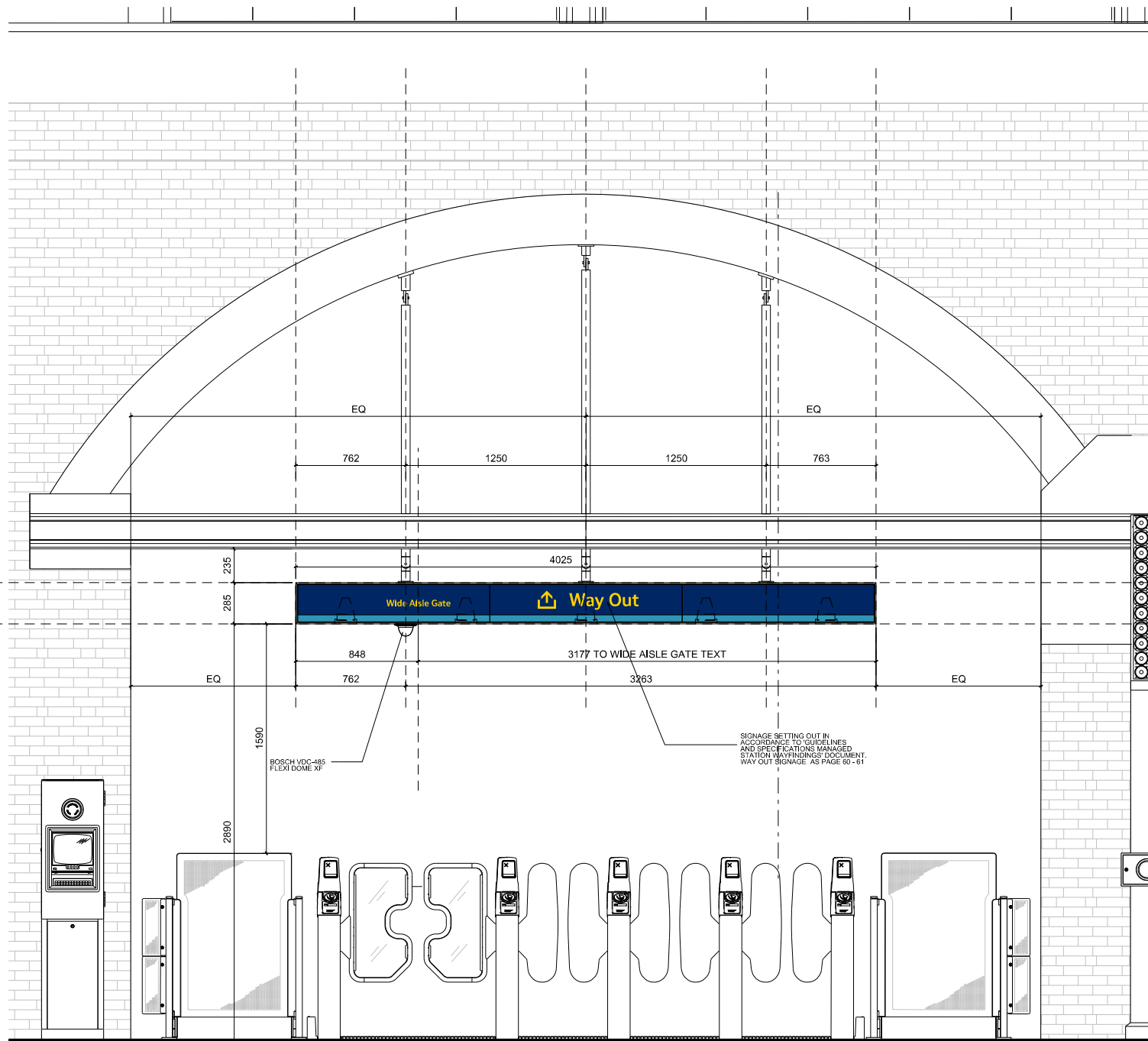
4

5

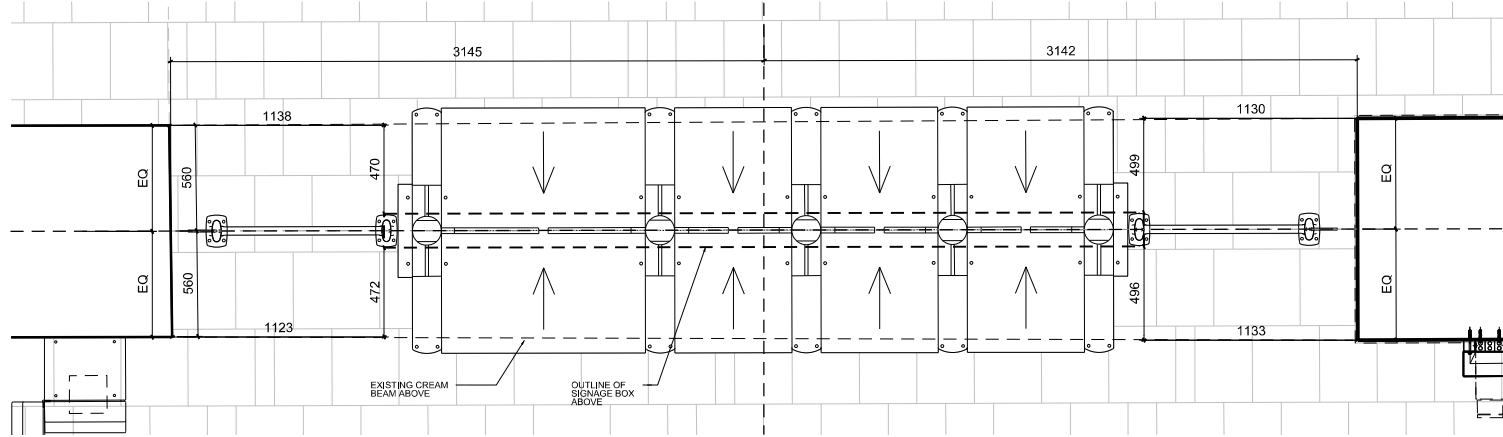
6

7

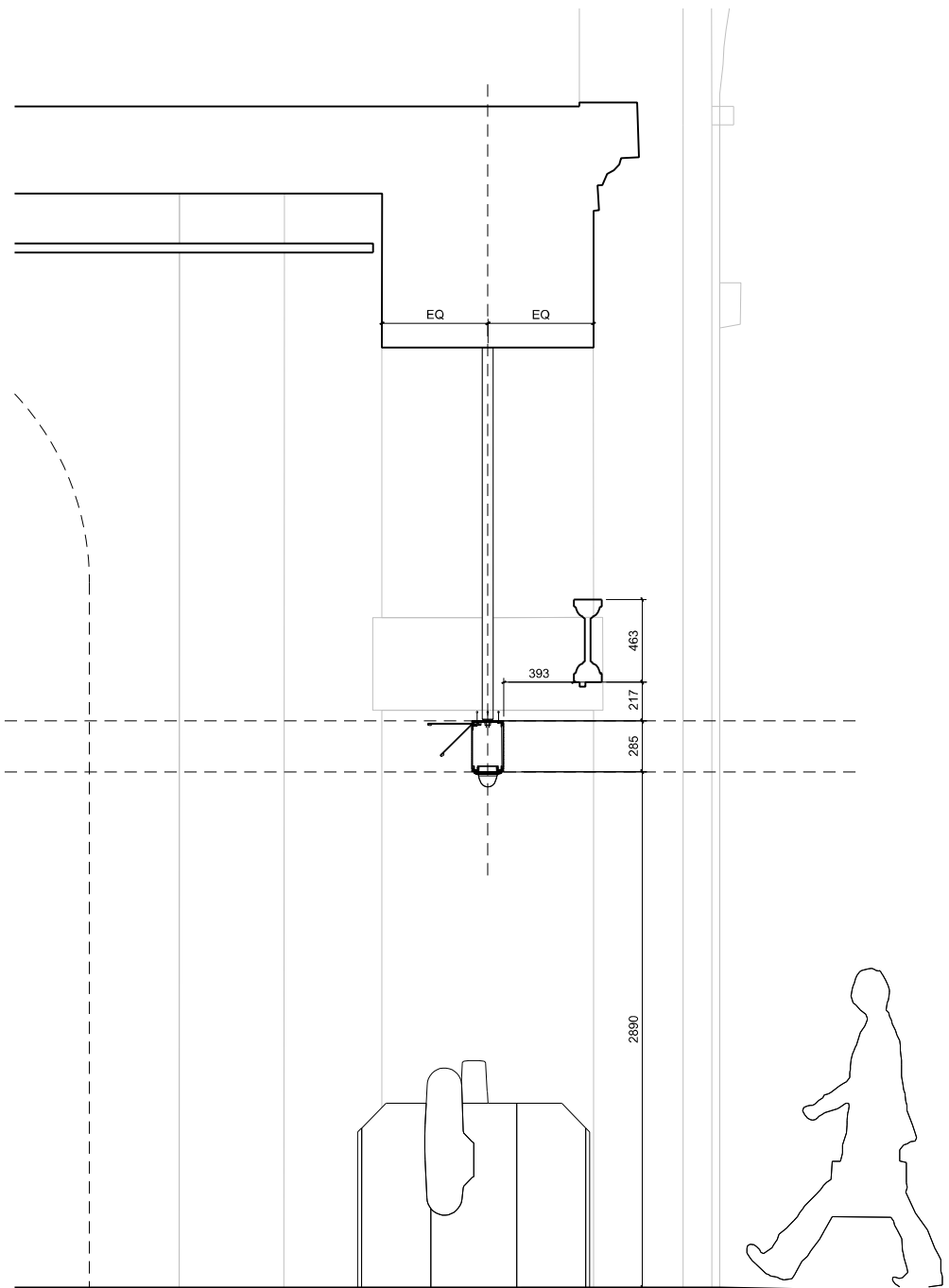
8



01 ELEVATION : EAST BAY : ARCH 1 : LOOKING SOUTH

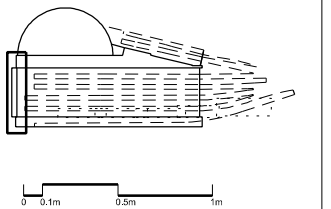


03 PLAN : EAST BAY : ARCH 1



02 SECTION : EAST BAY : ARCH 1 CENTRELINE : LOOKING WEST

DO NOT SCALE FROM THIS DRAWING



Notes.

- Contractor to confirm length of hangers to brickwork by site survey
- Signage panel typographic set out as per 'Design Guidelines & Specification Managed Station Wayfindings' dated 02.03.2011 prescribed by ERI-114
- Signage box detailing by specialist contractor
- Refer to CORUS calculations for fixing details.
- Refer to drawings 7110 for construction details.
- All 'Way Out' gateline signs will be set consistent level to suit minimum height above FFL ie $116,820 + 2,890 = 119,710$ to underside.
- See ENG-CAL-COR-MTI-CBSA-6793 for fixity of signage to substrate and calculations by CORUS.

02	08-09-11	OR	JA	SG
APPROVED FOR CONSTRUCTION				
01	12-08-11	OR	JA	SG
FORM B				
00	17-05-11	OR	AB	SS
FOR INFORMATION				
NR Wayfinding Strategy Change, as per ER-42				
Issue	Date	By	Chkd	Appd

Client



VINCI CONSTRUCTION UK LIMITED
Cubitt House
1 Battle Bridge Road
London
NIC 4AH

Author

JOHN MCASLAN + PARTNERS
7-9 William Road
London NW1 3ER
T +44 (0)20 7313 6000
F +44 (0)20 7313 6001
www.mcaslan.co.uk

Consultant

CORUS
Railway Infrastructure Services
PO Box 298
York
YO1 6YH
T: 01904 454600
F: 01904 454601

Job Title

Kings Cross Package 3
Signage

Drawing Title

General Arrangement & Details
Southern Concourse Gateline
Exit Sign
DR-01.01

Scale at A1 1:20

CCMS No ...

Drawing Status

APPROVED FOR CONSTRUCTION

VCUK Job No	Drawing No	Rev.
VA 001	ENG-DWG-VCUK-KX3-CAD-7111	02