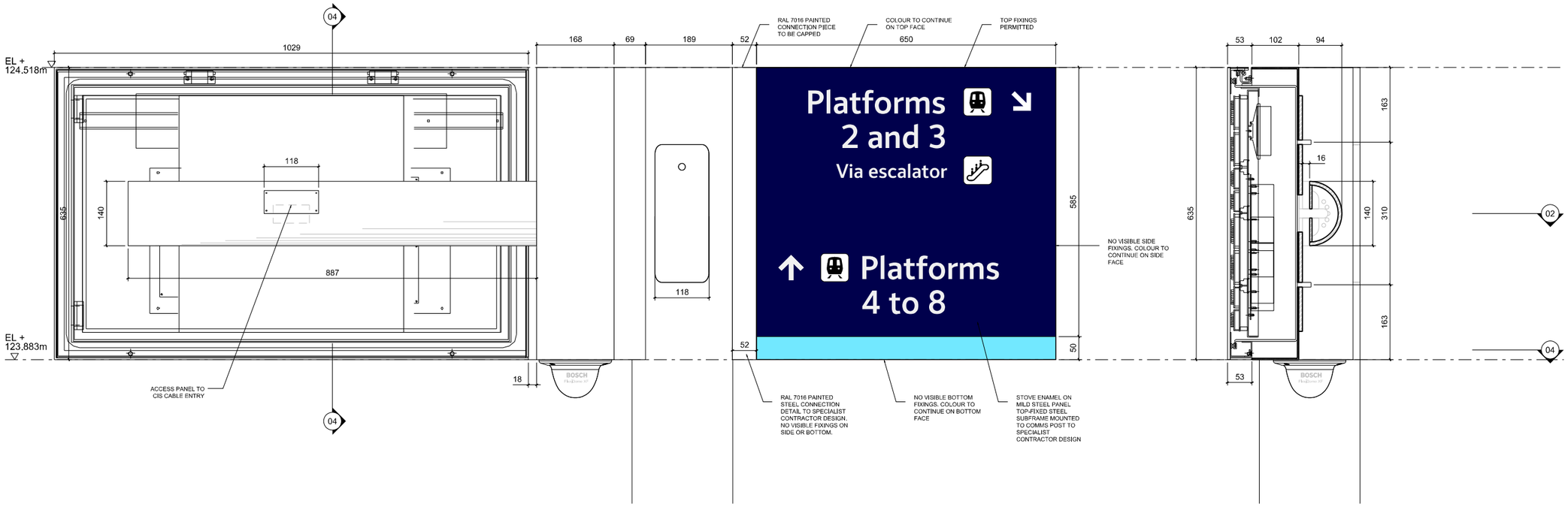

01 ELEVATION : NORTHERN FOOTBRIDGE COMMS ARRANGEMENT LOOKING WEST

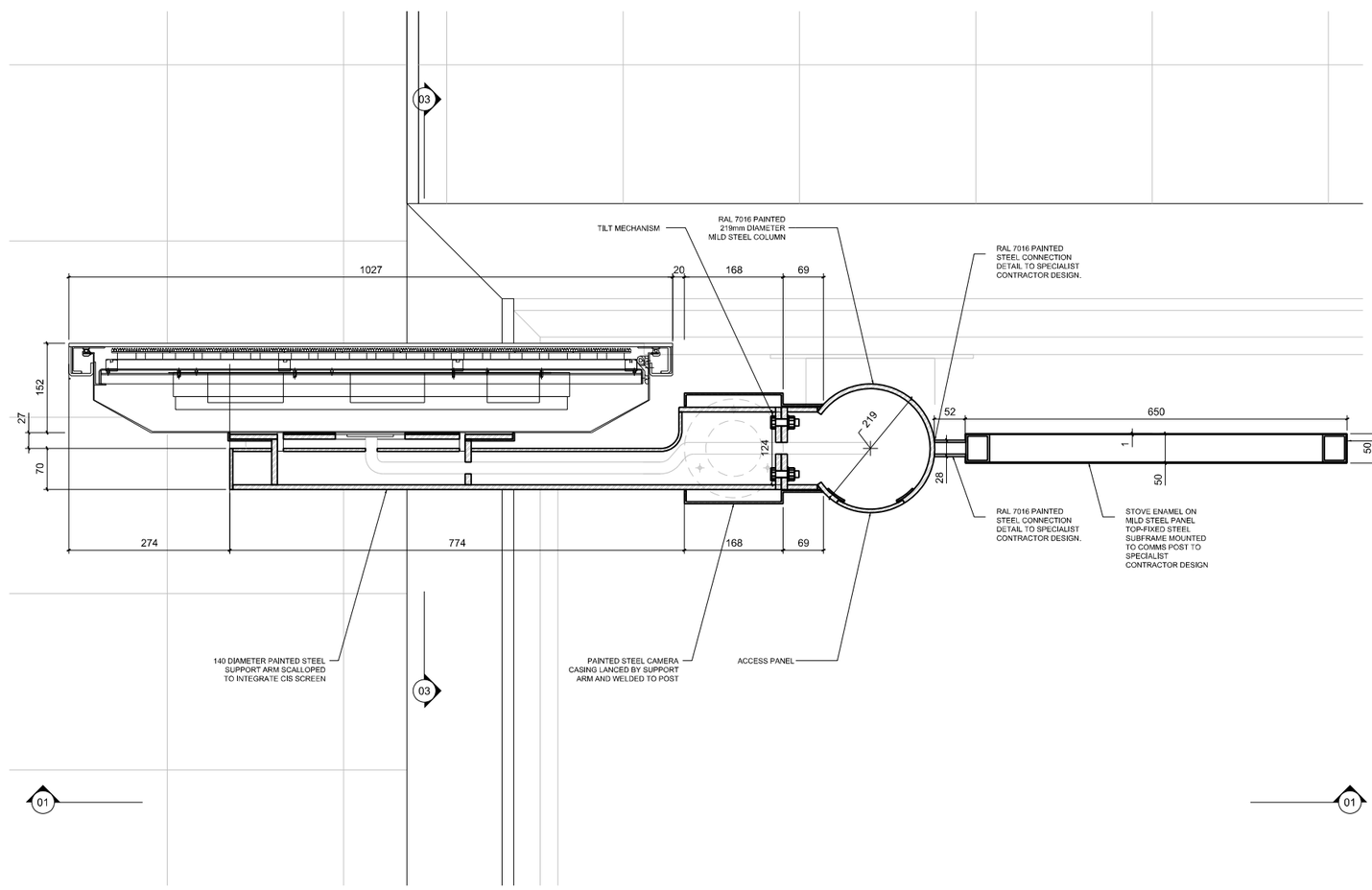

02 PLAN : AT CENTRELINE OF CIS SCREEN LEVEL

03 SECTION : NORTHERN FOOTBRIDGE COMMS THROUGH CIS SCREEN CL

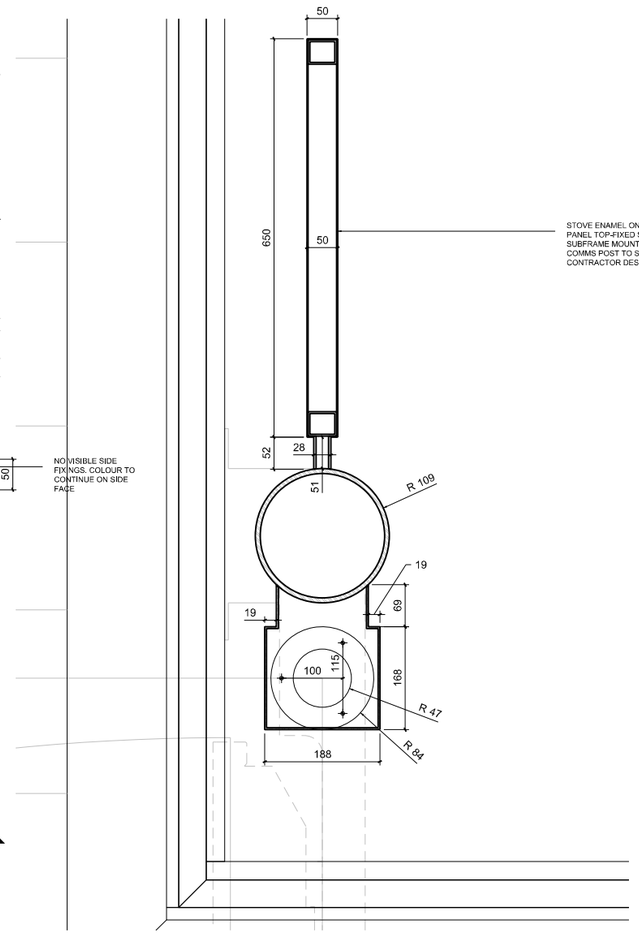

04 PLAN : AT CAMERA LEVEL

DO NOT SCALE FROM THIS DRAWING

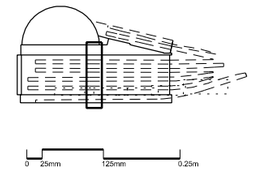

Notes.

1. Drawings to be read in conjunction with structural, mechnical and electrical information.
2. Drawings to be read in conjunction with architectural specification
3. All dimensions to be site surveyed and agreed with contractor prior to fabrication.
4. Signage panel typographic set out as per 'Design Guidelines & Specification Managed Station Wayfindings' dated 02.03.2011 prescribed by ERI-114
5. Signage box detailing by specialist contractor

Issue	Date	By	Chkd	Appd
04	05-09-11 APPROVED FOR CONSTRUCTION	OR	JA	SG
03	12-08-11 FORM B - SIGNAGE	OR	JA	SG
02	05-07-11 FORM B FOOTBRIDGE MOUNTED COMMS INCLUDING MIP MOUNTED SPEAKERS RELEASED FROM ABEYANCE FOR FORM B SUBMISSION INCORPORATING RESPONSE TO NR COMMENTS CCMS NO. **60801358**	OR	JA	SG
01	14-01-11 FORM B - SIGNAGE	OR	AB	SS
00	10-11-10 EH PRESENTATION	OR	AB	SS

Client

Network Rail

VINCI CONSTRUCTION UK

VINCI CONSTRUCTION UK LIMITED
Cubitt House
1 Battle Bridge Road
London
NIC 4AH

Author

JOHN McASLAN + PARTNERS

Architect
Landscape

7-9 William Road
London NW1 3ER
T +44 (0)20 7313 6000
F +44 (0)20 7313 6001
www.mcaslan.co.uk

Consultant

corus

Railway Infrastructure Services
PO Box 298
York
Y01 6YH

T: 01904 454600
F: 01904 454601

Job Title

Kings Cross Package 3
Platform Footbridge/Signage

Drawing Title

Typical Details
North Wing : Footbridge Comms Post & Wayfinding Signage Box
M-05.01-05

Scale at A1 1:5

CCMS No ...

Drawing Status

APPROVED FOR CONSTRUCTION

VCUK Job No	Drawing No	Rev.
VA 001	ENG-DWG-VCUK-KX3-CAD-3601	04

Do not scale