A1

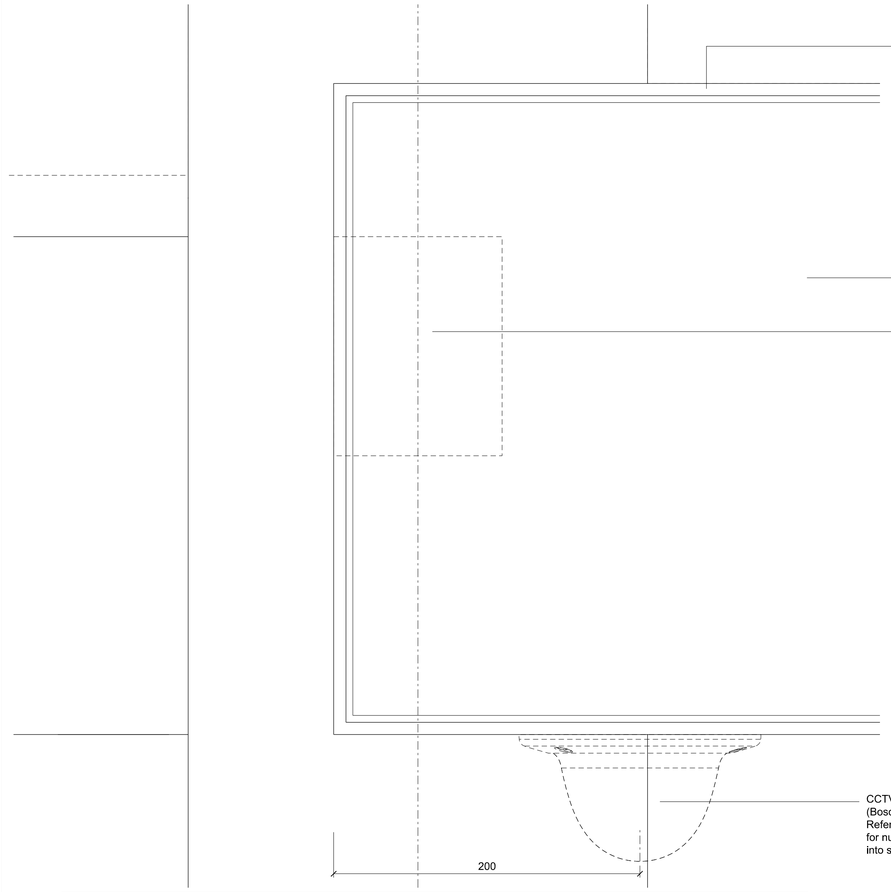

01 UNWRAPPED ELEVATION -SIGN BOX FIXED TO PERIMETER CONCOURSE CLADDING SCALE 1:2



02 SECTION THROUGH SIGNAGE BOX SCALE 1:2

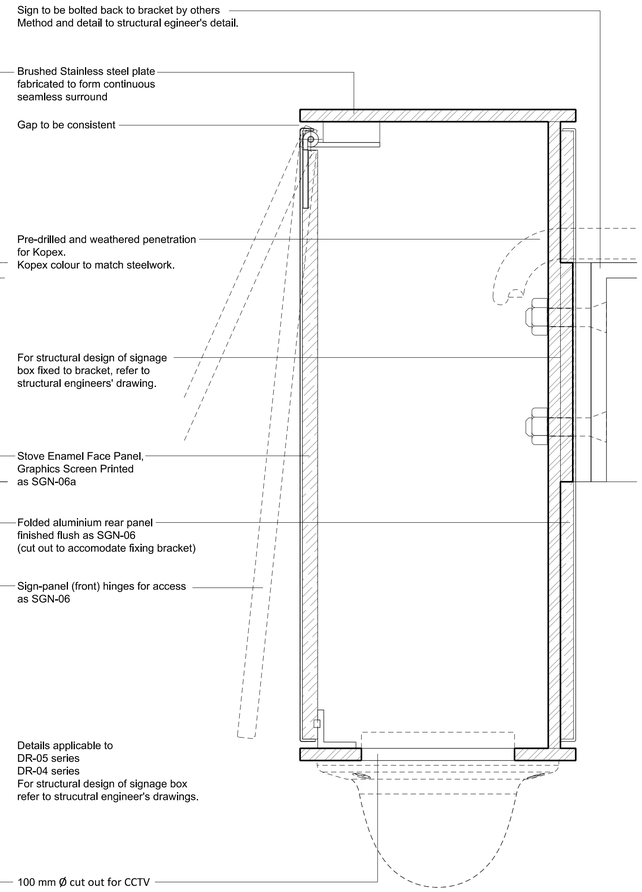

03 SECTION THROUGH SIGNAGE BOX AND FIXING TO PERIMETER CLADDING SCALE 1:2

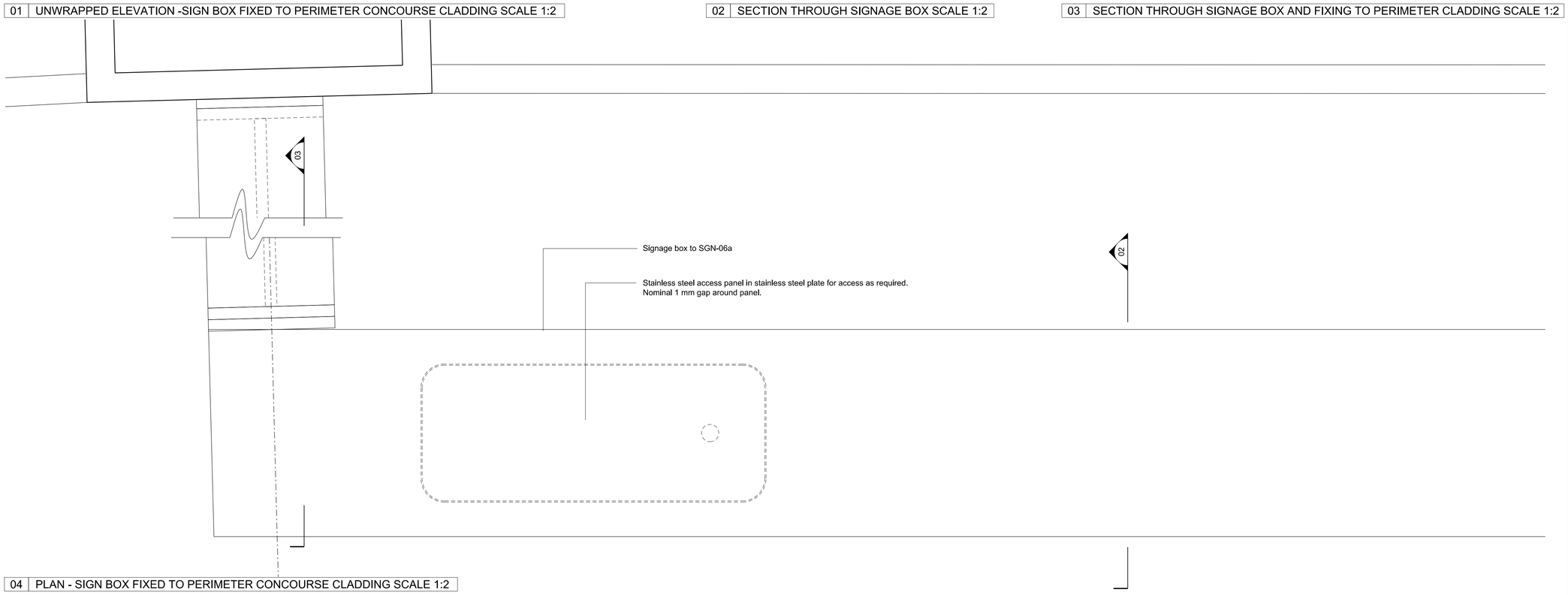

04 PLAN - SIGN BOX FIXED TO PERIMETER CONCOURSE CLADDING SCALE 1:2

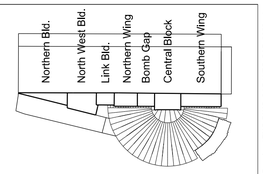

Notes

Drawings are based on survey data and may not accurately represent what is physically present.

Do not scale from this drawing. All dimensions are to be checked on site and any discrepancies noted in writing to the Employer's Representative. All dimensions are in millimetres unless noted otherwise.

Where there appears to be ambiguity between the drawings and other information, the Contractor shall seek the advice of the Employer's Representative for clarification.

Refer to drawing KX6-CAG-0000 for general notes and abbreviations. For detail of Architectural Specification codes (shown on drawings as 'LIN-01', for example) refer to the Technical Reference Sheet.

Drawings to be read in conjunction with the Architectural Specification and other relevant information, including the schedules and Engineer's documents. For individual repair locations, details and scope, refer to the repair schedule and Architectural Specification as applicable.

Half tone line work shows scope by others. Refer to detail drawings for further scope definition.

Refer to GA plans for finished floor levels

Lighting shown as indicative only.
Refer to M&E engineer's information for lighting details and location

General Note:

For detailed design of the integration of assets into the station signage e.g. EDNE panelsand CCTV refer to the services and comms' documentation.

Refer to Signage Schedule for Details:
ENG-SCH-JMP-PA-CBSA-0002

Refer to Drawings numbers:
PA-CAD-0100 to 0119
Refer to these drawings for Signage only.

Graphics to be agreed by NR and signage consultant
Refer to signage drawing for indicative graphics
ENG-DNG-JMP-PA-CAD-0099

Issue	Date	By	Chkd	Appd
03	06/06/11	UR	JW	SG
For Construction				
02	01/04/11	JMP	JW	SG
For Construction				
01	21/01/11	JMP	PC	SG
For Information				

Client
Network Rail

Author
JOHN McASLAN + PARTNERS
7-9 William Road
London NW1 3ER
T +44 (0)20 7313 6000
F +44 (0)20 7313 6001
www.mcaslan.co.uk
Architect
Landscape

Job Title
King's Cross Station
Redevelopment Programme
Package 6

Drawing Title
King's Cross Station
Wayfinding Signage
Signage Type DR-05, DR-04
Perimeter Sign Details

Scale at A1 1:2

CCMS No

Drawing Status
For Construction

JMPJob No	Drawing No	Rev.
1243.14	PA-CAD-0104	03

J:\1200001\123300\123345 kxrp grip 5\4 internal data\03 Drawings\0_Issue_Drawings\ENG-DWG-CAP-WRB-CAD-5692_.dgn

Do not scale