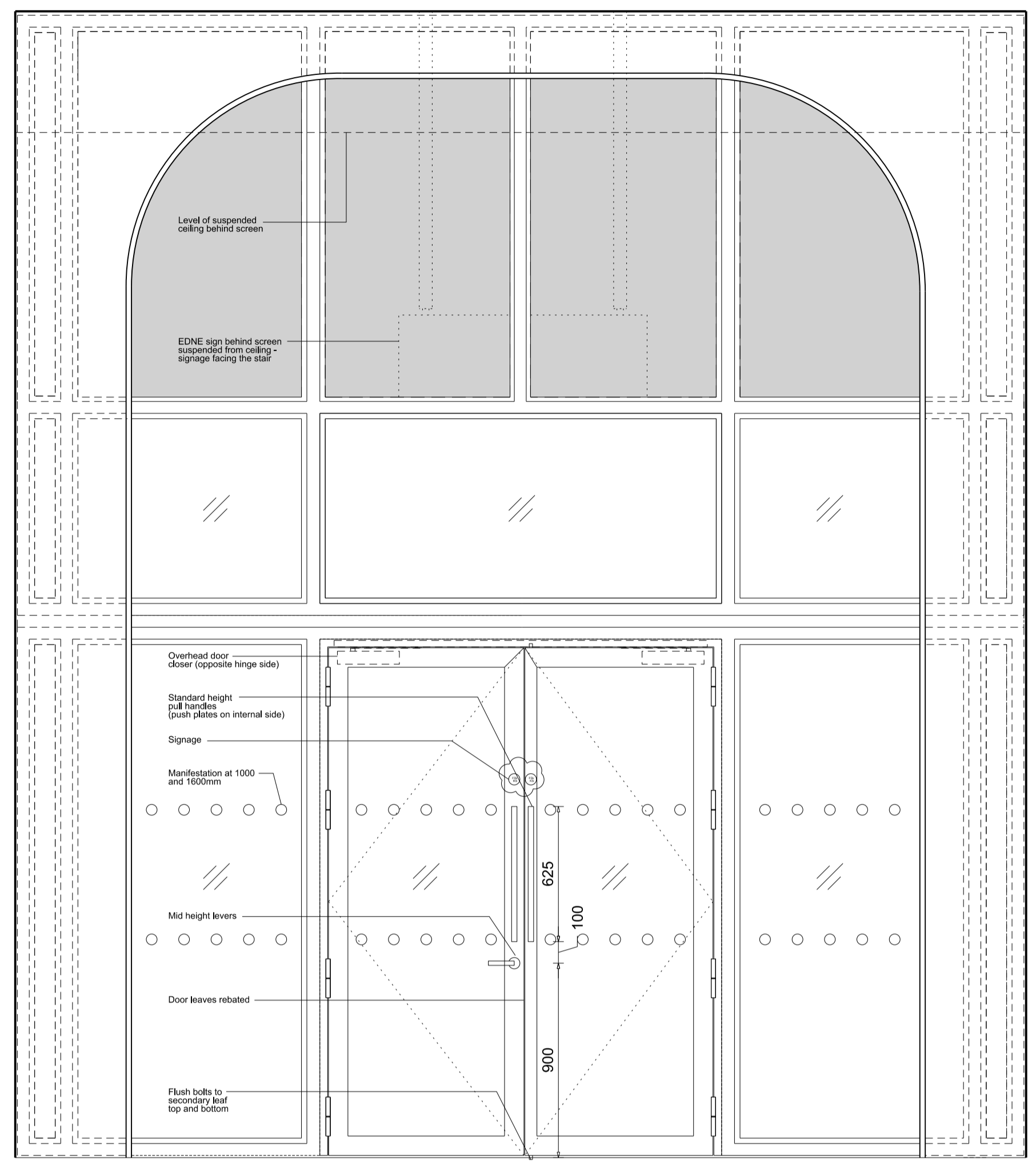
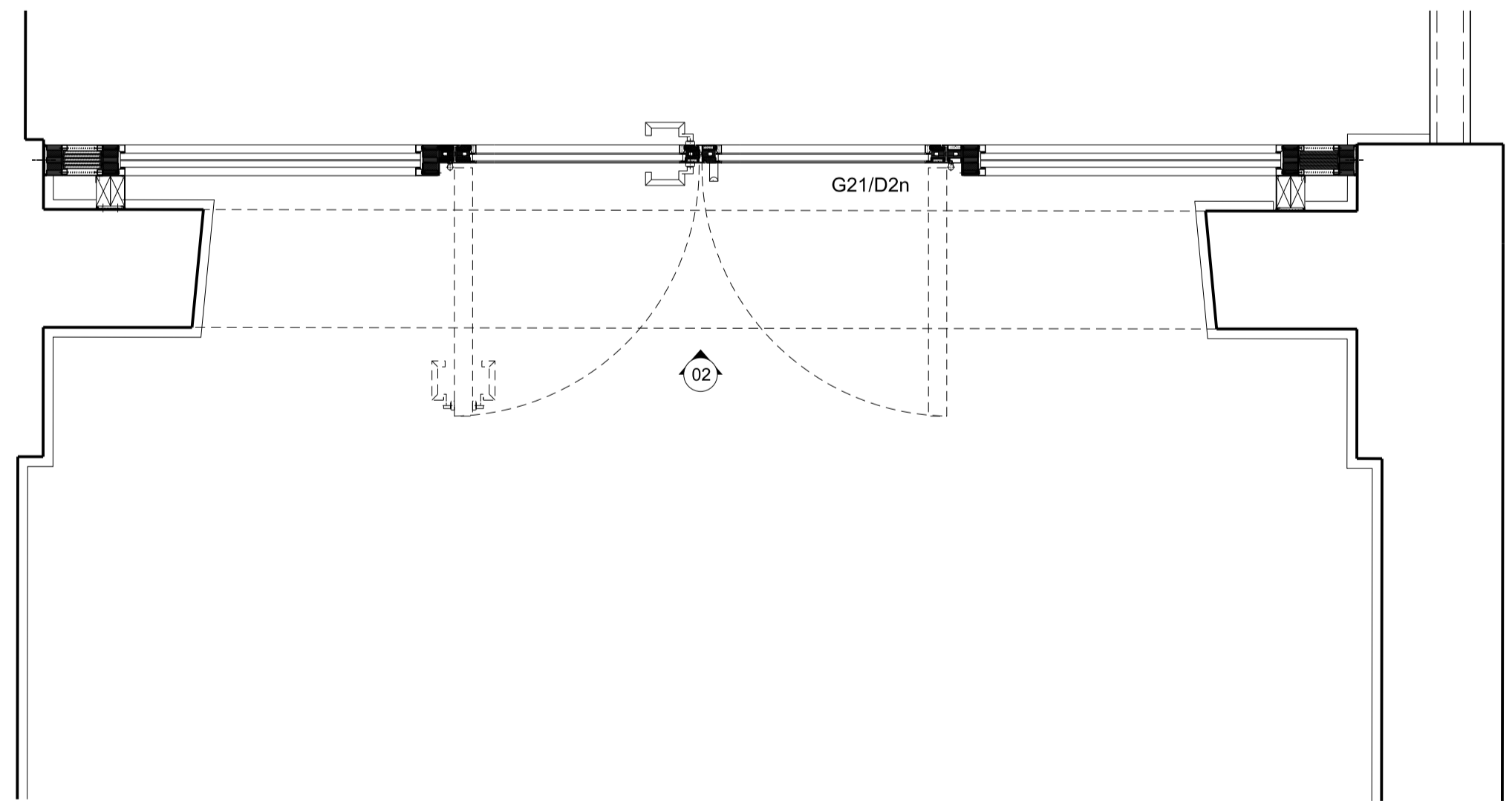
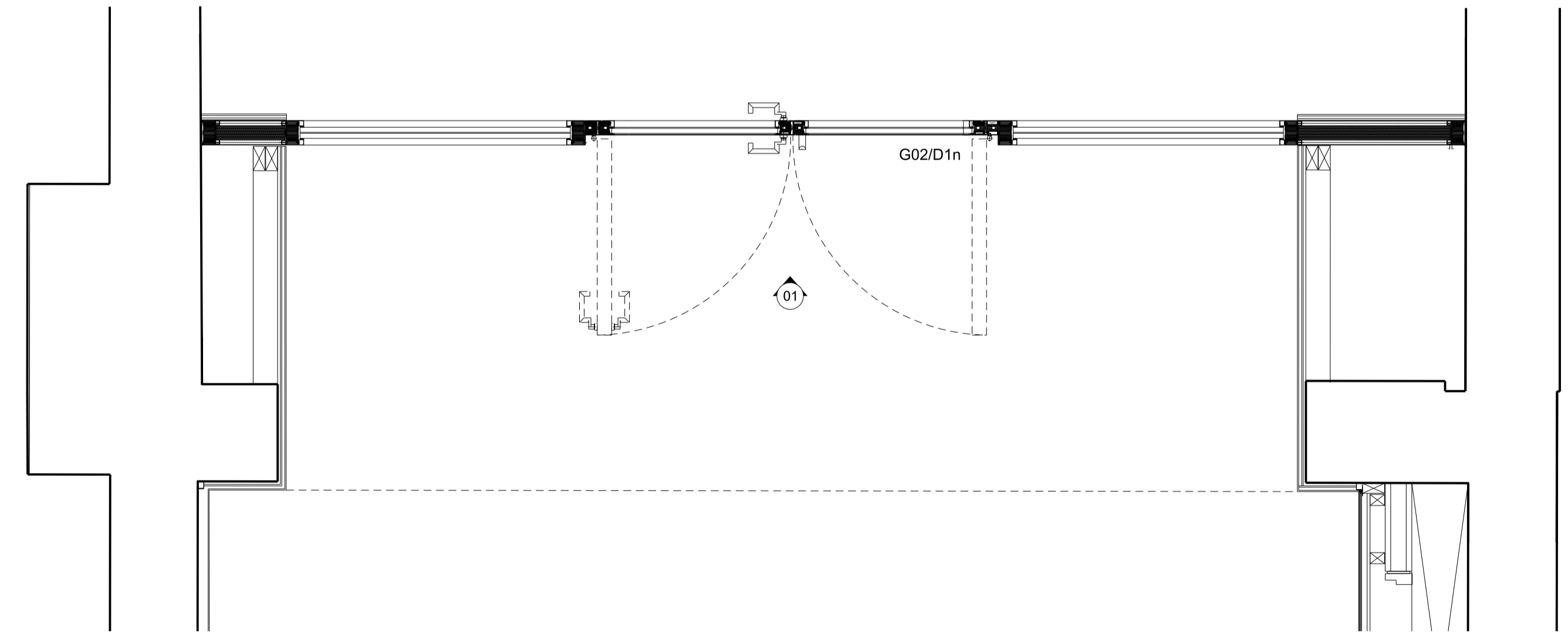
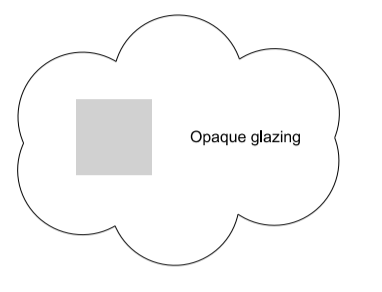


01 G02/D1n - External Elevation



02 G21/D2n - External Elevation



Door No	Room	Gridline	Material & Finish	Overpanel	Structural Opening	Leaf Height	Door Handing	Opening Force	Signage	Fire Requirements	Manifestation	Ironmongery	Access Control
G02/D1n	G/02	W7/8	Glass/Metal (curtain walling system)	yes	site dim	2300	DD	Cam action closer specified to minimise closing force	Internal: FD-KS External: FD-KS	FD60S for door 60min insulation for door 120min for screen 120min insulation for screen	at 1000mm AFFL at 1600mm AFFL	Radius T316 brushed solid st steel 25mm levers on 52x4mm oval rose with bolt through fixings 2 x Radius T316 solid st steel standard height 25mm flat pull handle above levers 2 x st steel push plates above levers 2 x automatic flush bolts to secondary door leaf by door manufacturer Mortise latch by door manufacturer Weld on torpedo hinges by door manufacturer DORMA cam action closer + cover + arm (RAL 7047) [GM4A in ironmongery schedule]	[Magnetic door holders (open) omitted because it compromises the heating/cooling designed for reception space]
G21/D2n	G/21	W20/W21	Glass/Metal (curtain walling system)	yes	site dim	2300	DD	Cam action closer specified to minimise closing force	Internal: FD-KS External: FD-KS	FD60S for door 60min insulation for door 120min for screen 120min insulation for screen	at 1000mm AFFL at 1600mm AFFL	Radius T316 brushed solid st steel 25mm levers on 52x4mm oval rose with bolt through fixings 2 x Radius T316 solid st steel standard height 25mm flat pull handle above levers 2 x st steel push plates above levers 2 x automatic flush bolts to secondary door leaf by door manufacturer Mortise latch by door manufacturer Weld on torpedo hinges by door manufacturer DORMA cam action closer + cover + arm including selector (RAL 7047) [GM4A in ironmongery schedule]	

G-3C.1

G-3C.2

02 16.06.11 JMP
01 07.06.11 JMP

Issue	Date	By	Chkd	Appd
-------	------	----	------	------

John McAslan + Partners
49 Princess Place London W11 4QA
Tel: +44 (0)20 7727 2663
Fax: +44 (0)20 7221 8835
www.mcaslan.co.uk

Architect
Landscape Architect



Client
**King's Cross Station
Redevelopment Programme
Package 6**

Drawing Title
**Western Range Building
Glass Doors
Sheet 3/5
G02/D1n and G21/D2n**

Scale at A1 1:20
CCMS No
Drawing Status
For Construction
JMP Job No 1365 Drawing No ENG-SKE-JMP-WRB-CAZ-2130 Rev. 02